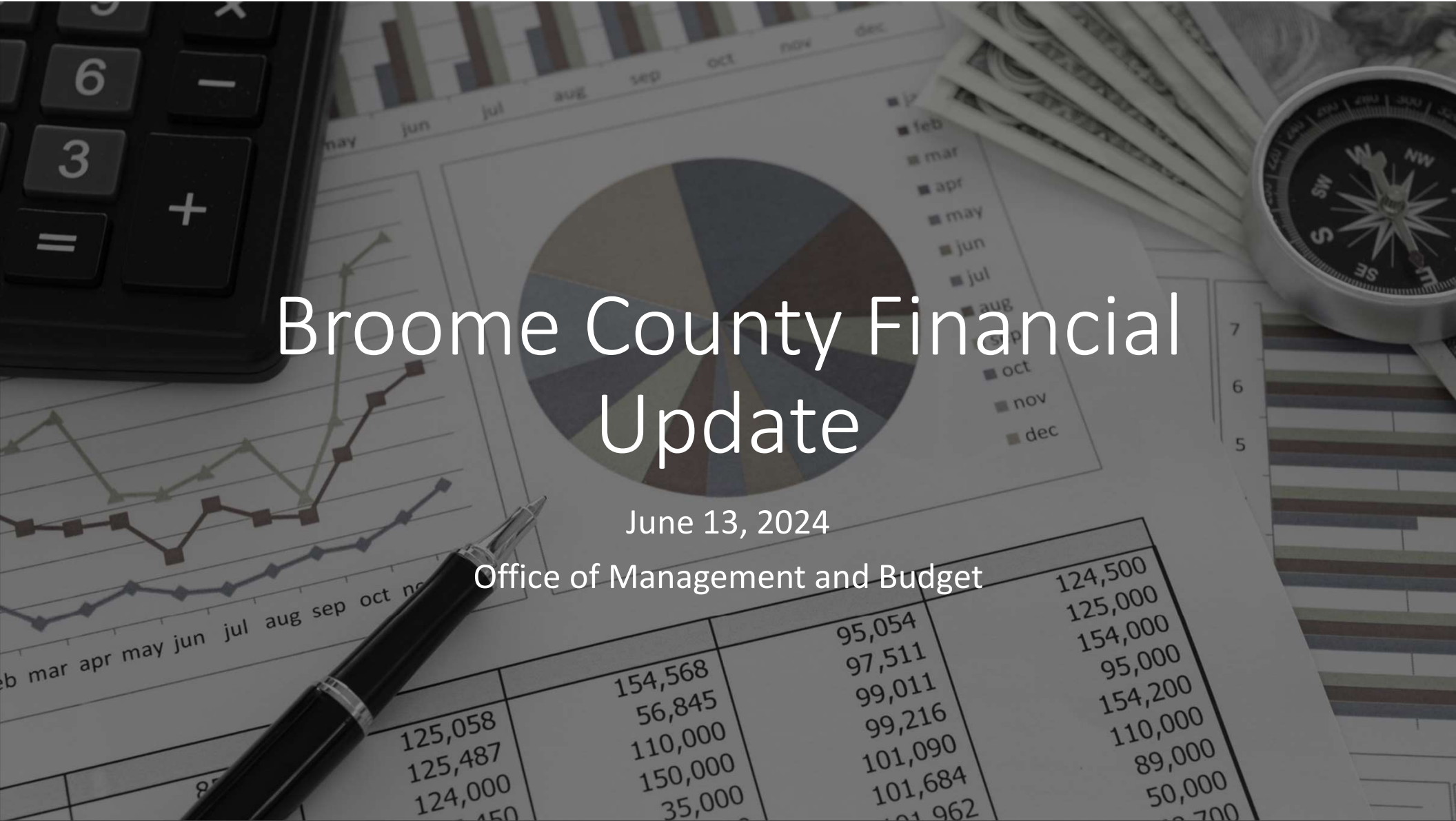


Broome County Financial Update

June 13, 2024

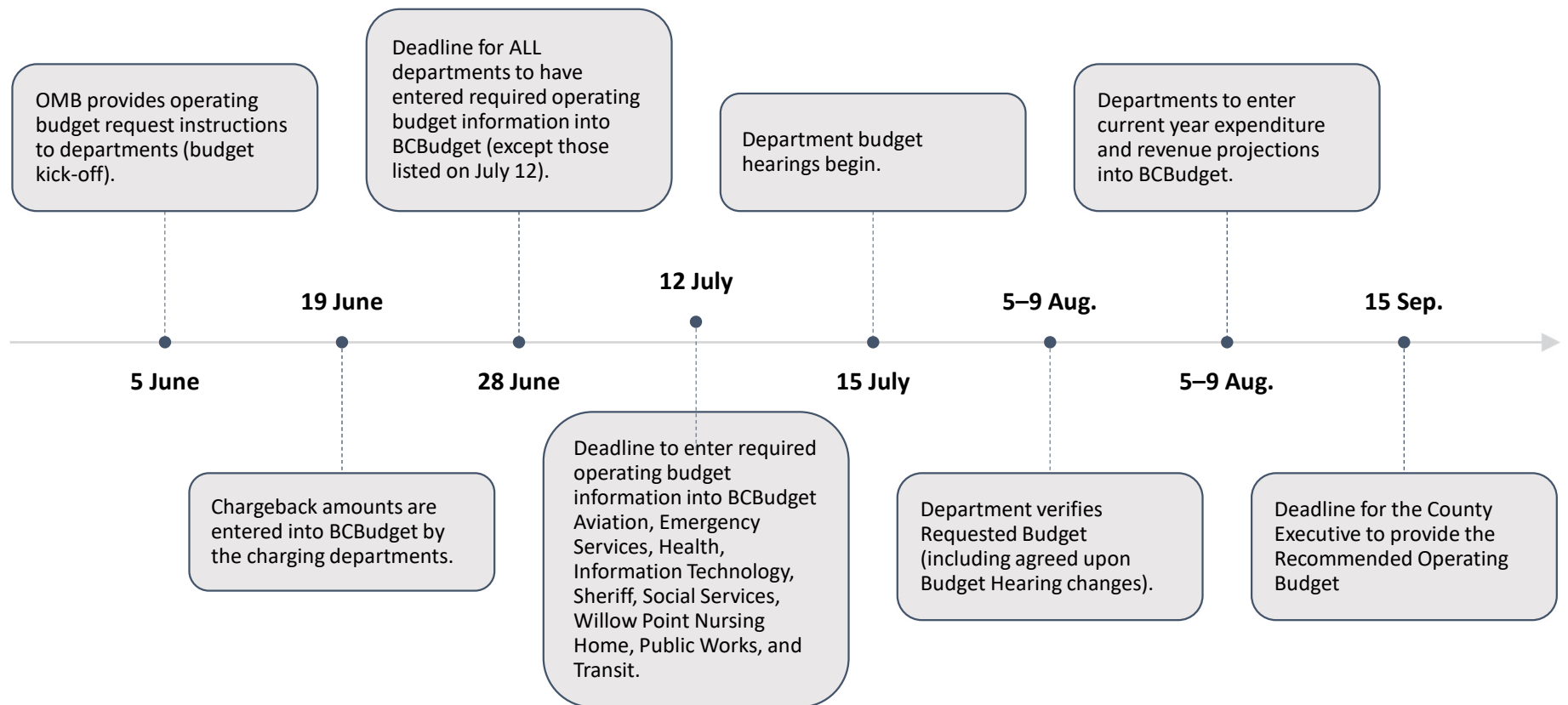
Office of Management and Budget





Budget Calendar SUNY Broome Budget Sales Tax

2025 Operating Budget Calendar

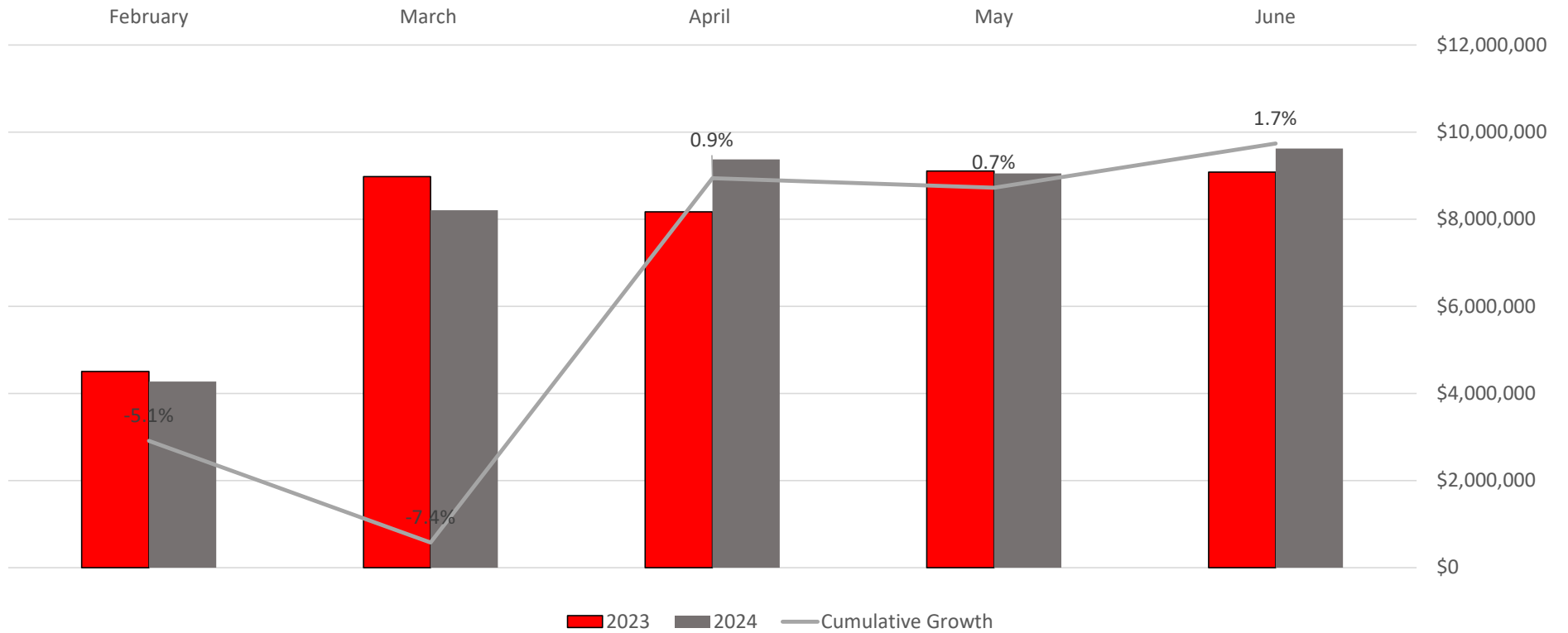


2024-25 SUNY Broome Community College proposed and recommended operating budget

	2023-24 Adopted Budget	2024-2025 changes proposed by College	2024-25 budget proposed by College	2024-25 additional changes recommended	2024-25 budget recommended		
ASSUMPTIONS:							
Student enrollment FTE	3,283	(108)	3,175	-	3,175	-3%	
EXPENSES:							
						% change	% budget
Personnel	\$ 28,764,173	\$ 2,002,247	\$ 30,766,420	-	\$ 30,766,420	7.0%	53.9%
Fringe benefits	\$ 14,957,370	\$ 1,309,421	\$ 16,266,791	-	\$ 16,266,791	8.8%	28.5%
Contractual expenses	\$ 9,890,506	\$ 13,055	\$ 9,903,561	-	\$ 9,903,561	0.1%	17.4%
Repairs & Renovations	\$ 350,000	\$ (215,000)	\$ 135,000	-	\$ 135,000	-61.4%	0.2%
Total expenses	\$53,962,049	\$3,109,723	\$57,071,772	\$ -	\$57,071,772	5.8%	100.0%
REVENUES:							
Tuition	\$ 15,904,818	\$ 705,846	\$ 16,610,664	\$ -	\$ 16,610,664	4.4%	29.1%
Out of state tuition	\$ 1,348,653	\$ (155,747)	\$ 1,192,906	\$ -	\$ 1,192,906	-11.5%	2.1%
State aid	\$ 12,999,706	\$ 17,256	\$ 13,016,962	\$ -	\$ 13,016,962	0.1%	22.8%
Broome County (sponsor)	\$ 7,556,274	\$ 151,125	\$ 7,707,399	\$ -	\$ 7,707,399	2.0%	13.5%
Fees & Out of County	\$ 13,756,737	\$ 1,431,967	\$ 15,188,704	\$ -	\$ 15,188,704	10.4%	26.6%
Fund balance appropriation/Stimulus	\$ 2,395,862	\$ 959,275	\$ 3,355,137	\$ -	\$ 3,355,137	40.0%	5.9%
Total revenues	\$53,962,050	\$3,109,722	\$ 57,071,772	\$0	\$57,071,772	5.8%	100.0%

Sales Tax Year to Date

County Share of Sales Tax



**NYS Sales Tax Revenues
Total and County Revenues
By Receipt
As of June 13, 2024**

Date Received 2023/2024	Gross Receipt				Cumulative Growth	County Revenue			
	2023	2024	2024 over (under) 2023			2023	2024	2024 over (under) 2023	Cumulative Growth
* Color coded per quarter									
February 7 / February 7	\$ 7,208,608.28	\$ 6,841,493.91	\$ (367,114.37)	-5.09%	\$ 4,505,380.18	\$ 4,275,933.69	\$ (229,446.48)	-5.09%	
March 6 / March 7	11,964,537.53	11,036,575.44	\$ (927,962.09)	-6.75%	7,477,835.96	6,897,859.65	\$ (579,976.31)	-6.75%	
March 13 / March 13	2,402,380.15	2,096,249.25	\$ (306,130.90)	-7.42%	1,501,487.59	1,310,155.78	\$ (191,331.81)	-7.42%	
April 7 / April 5	10,613,299.49	12,470,736.66	\$ 1,857,437.17	0.80%	6,633,312.18	7,794,210.41	\$ 1,160,898.23	0.80%	
April 13 / April 15	2,461,392.83	2,529,468.06	\$ 68,075.23	0.94%	1,538,370.52	1,580,917.54	\$ 42,547.02	0.94%	
May 5 / May 7	12,086,786.69	12,096,924.62	\$ 10,137.93	0.72%	7,554,241.68	7,560,577.89	\$ 6,336.21	0.72%	
May 15 / May 13	2,481,213.68	2,386,563.70	\$ (94,649.98)	0.49%	1,550,758.55	1,491,602.31	\$ (59,156.24)	0.49%	
June 7 / June 7	12,126,843.96	12,605,672.04	\$ 478,828.08	1.17%	7,579,277.48	7,878,545.03	\$ 299,267.55	1.17%	
June 13 / June 13	2,405,513.38	2,793,356.16	\$ 387,842.78	1.74%	1,503,445.86	1,745,847.60	\$ 242,401.74	1.74%	
June 30 / June 30	6,026,850.82		\$ (6,026,850.82)		3,766,781.76		\$ (3,766,781.76)		
July 3 / July 3	6,701,954.94		\$ (6,701,954.94)		4,188,721.84		\$ (4,188,721.84)		
July 13 / July 13	4,376,779.90		\$ (4,376,779.90)		2,735,487.44		\$ (2,735,487.44)		
Aug 7 / Aug 7	11,836,698.87		\$ (11,836,698.87)		7,397,936.79		\$ (7,397,936.79)		
Aug 14 / Aug 14	2,528,760.30		\$ (2,528,760.30)		1,580,475.19		\$ (1,580,475.19)		
Sept 8 / Sept 8	11,915,166.78		\$ (11,915,166.78)		7,446,979.24		\$ (7,446,979.24)		
Sept 13 / Sept 13	2,420,984.61		\$ (2,420,984.61)		1,513,115.38		\$ (1,513,115.38)		
Oct 6 / Oct 6	16,068,437.84		\$ (16,068,437.84)		10,042,773.65		\$ (10,042,773.65)		
Oct 13 / Oct 13	3,054,287.89		\$ (3,054,287.89)		1,908,929.93		\$ (1,908,929.93)		
Nov 7 / Nov 7	11,869,428.95		\$ (11,869,428.95)		7,418,393.09		\$ (7,418,393.09)		
Nov 13 / Nov 13	2,314,915.92		\$ (2,314,915.92)		1,446,822.45		\$ (1,446,822.45)		
Dec 7 / Dec 7	11,862,463.40		\$ (11,862,463.40)		7,414,039.63		\$ (7,414,039.63)		
Dec 13 / Dec 13	2,536,554.64		\$ (2,536,554.64)		1,585,346.65		\$ (1,585,346.65)		
Dec 29 / Dec 29	5,613,907.92		\$ (5,613,907.92)		3,508,692.45		\$ (3,508,692.45)		
Jan 2 2025 / Jan 2 2025	7,357,670.30		\$ (7,357,670.30)		4,598,543.94		\$ (4,598,543.94)		
Jan 12/Jan 13, 2025	4,263,950.30		\$ (4,263,950.30)		2,664,968.94		\$ (2,664,968.94)		
Feb 6 / Feb 7, 2025	5,366,455.35		\$ (5,366,455.35)		3,354,034.59		\$ (3,354,034.59)		
Feb 11 / Feb 14, 2025			\$ -				\$ -		
Total to Date	\$ 63,750,575.99	\$ 64,857,039.84	\$ 1,106,463.85		\$ 39,844,110.00	\$ 40,535,649.90	\$ 691,539.91		
Annual Total	\$ 179,865,844.72	\$ 64,857,039.84	\$ (115,008,804.88)		\$ 112,416,152.96	\$ 40,535,649.90	\$ (71,880,503.06)		
					\$ 106,201,497.00	\$ 116,371,377.00			
				% of Budget (to Date)	37.52%	34.83%			
				% of Budget (for year)	105.85%	34.83%			

Questions?

Jane St. Amour, Director

Office of Management and Budget