



BROOME COUNTY, NEW YORK

December 31, 2019



Products of Our Audit

- Financial statements
- Single audit
- Auditor communications letter
- Management letter
- Willow Point Nursing Home financial statements
- Other reports and certifications



Auditor Communications

- Our responsibility under GAAS
- Significant accounting policies
- Significant accounting estimates
- Independence
- Other matters





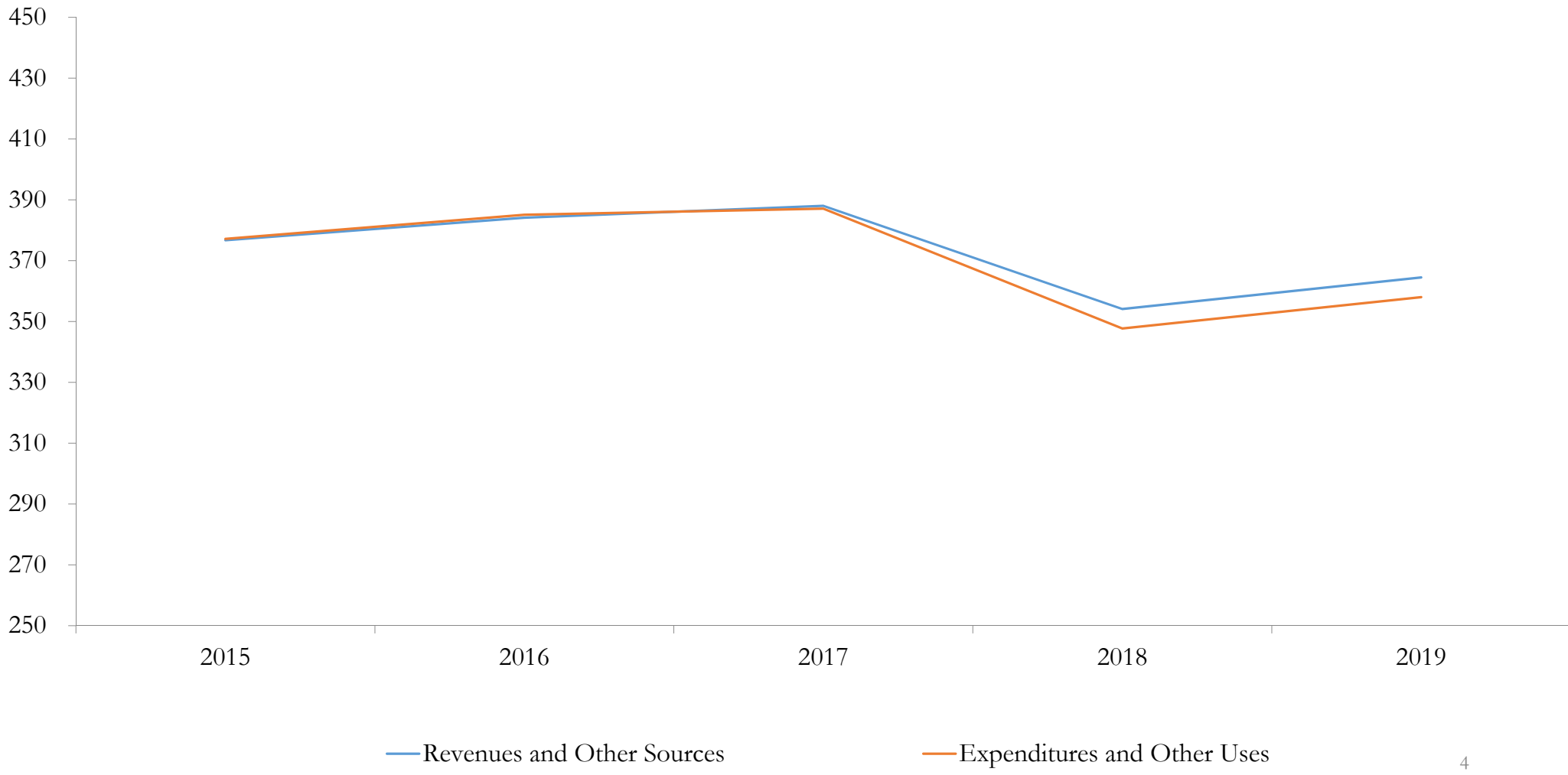
FINANCIAL STATEMENT UPDATE

December 31, 2019

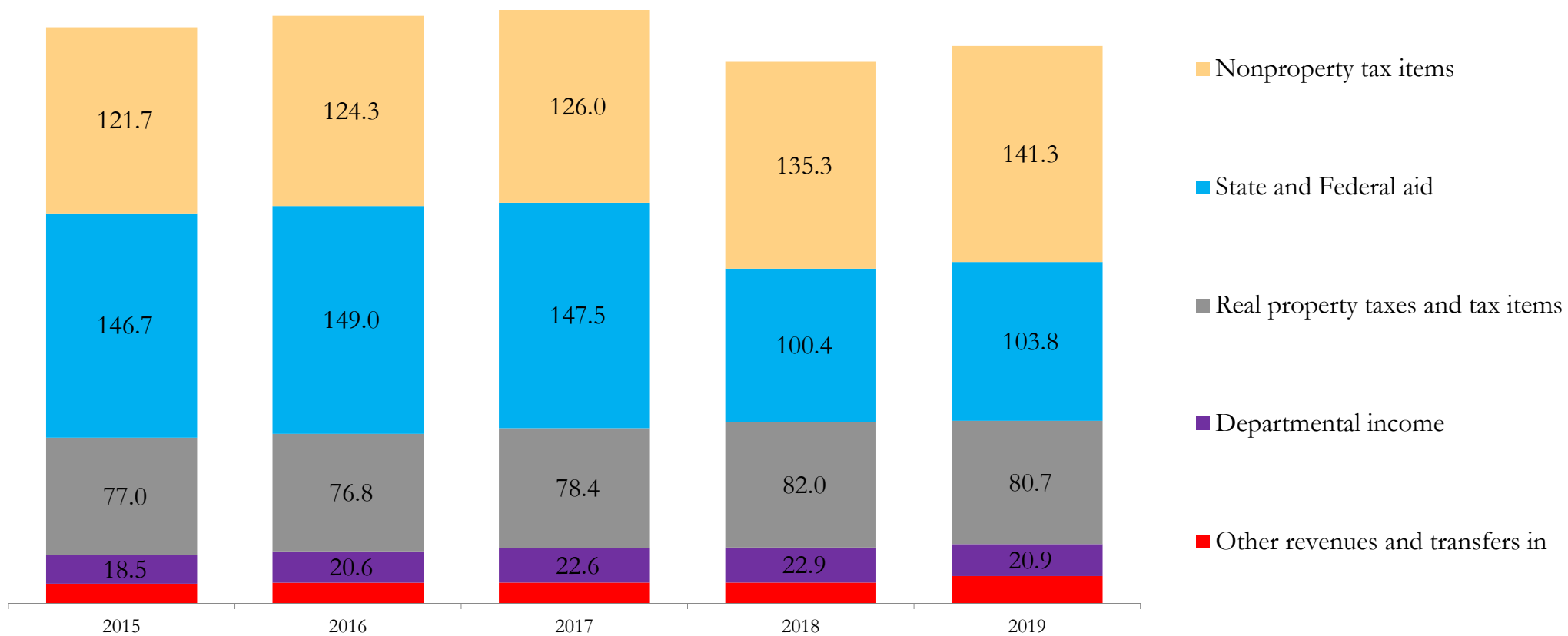
Comparative data source: New York State Office of the State Comptroller



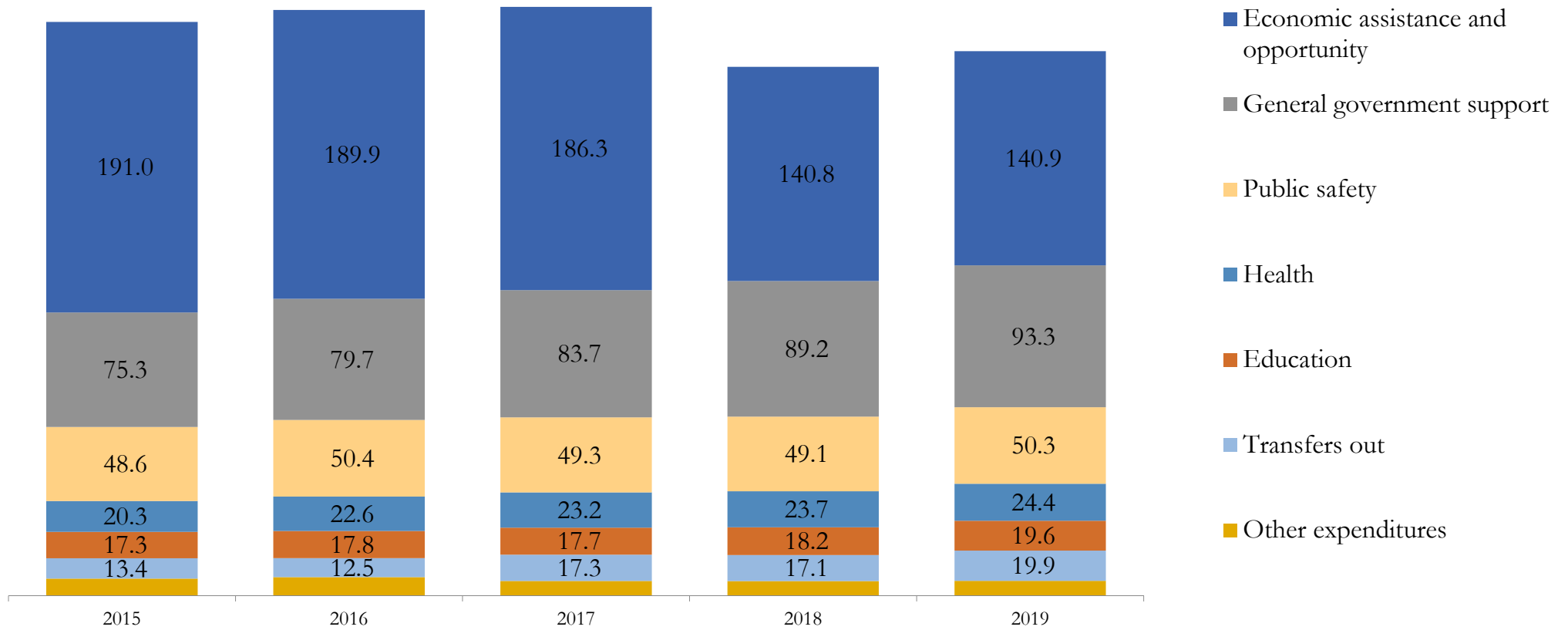
Broome County
General Fund – Revenues and Other Sources vs. Expenditures and Other Uses
(\$ Million)



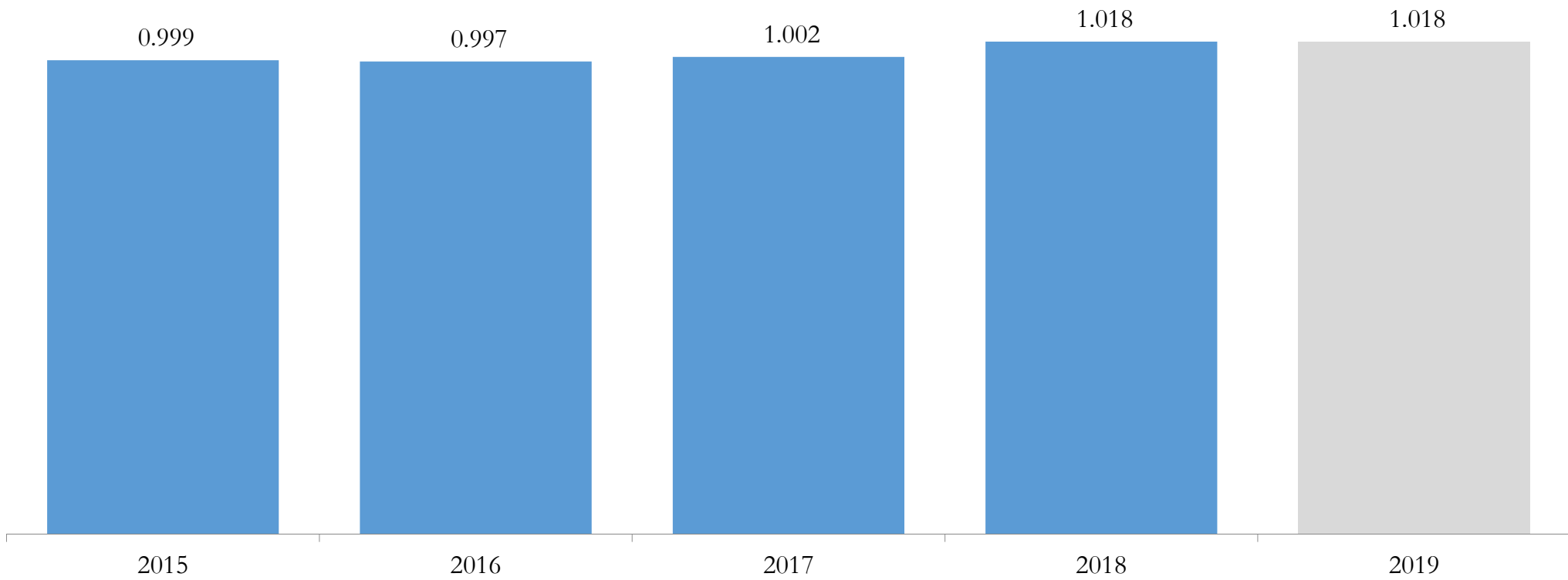
Broome County
General Fund – Revenues and Other Sources (\$ Millions)



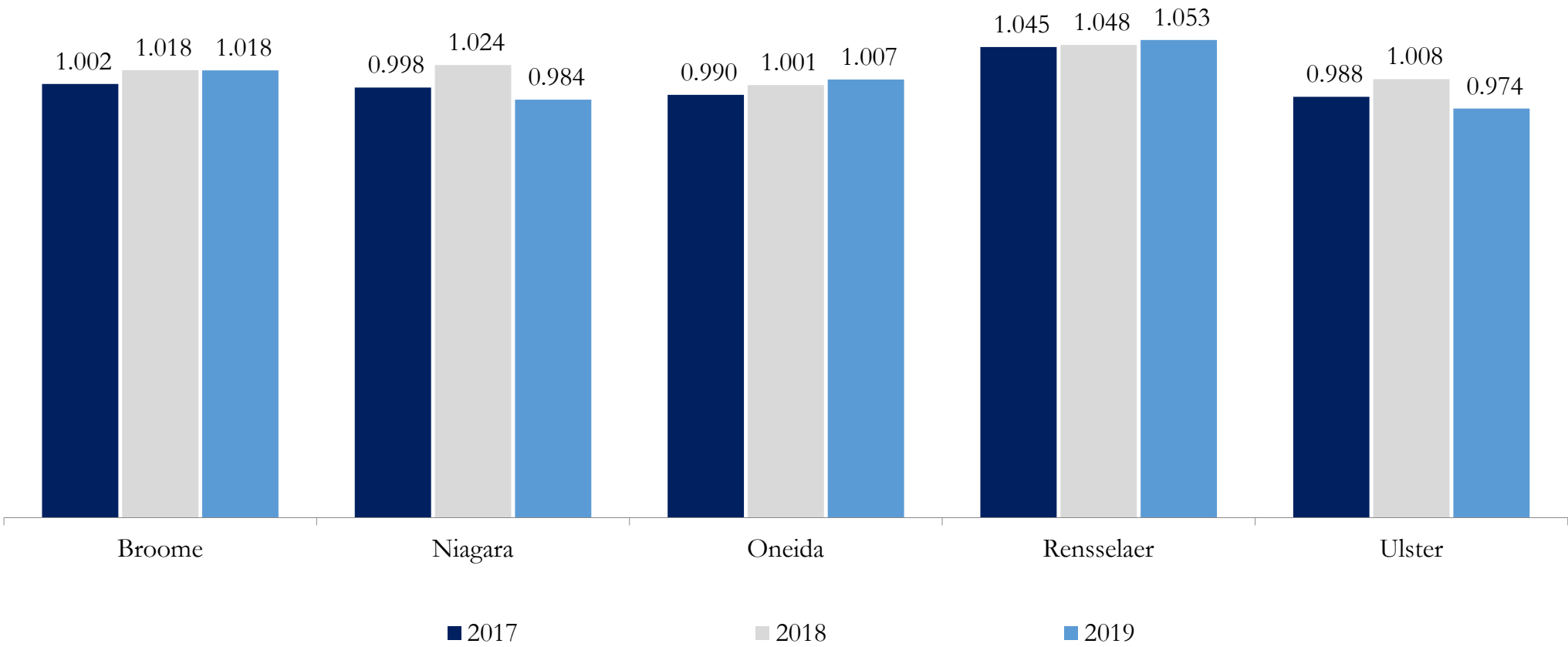
Broome County
 General Fund – Expenditures and Other Uses (\$ Millions)



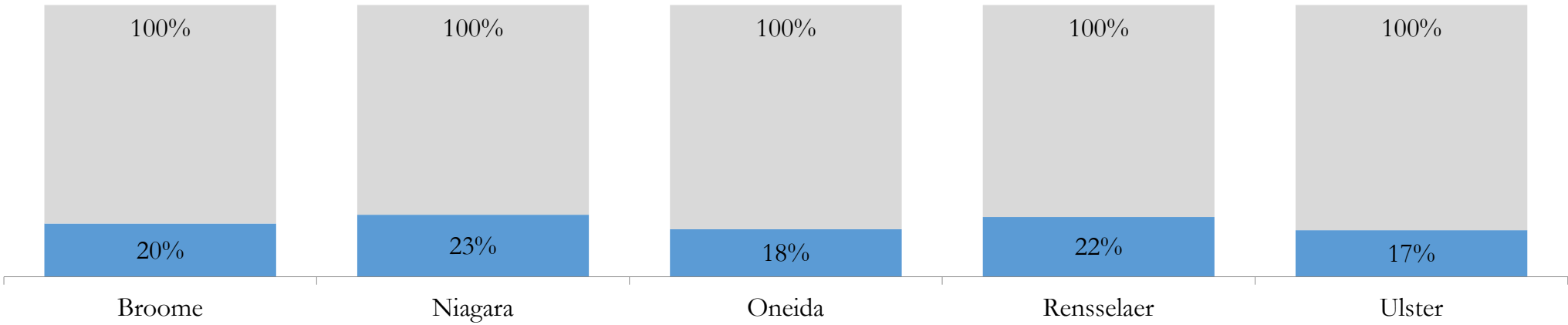
Broome County—General Fund
Revenues and Transfers In vs. Expenditures and Transfers Out Ratio



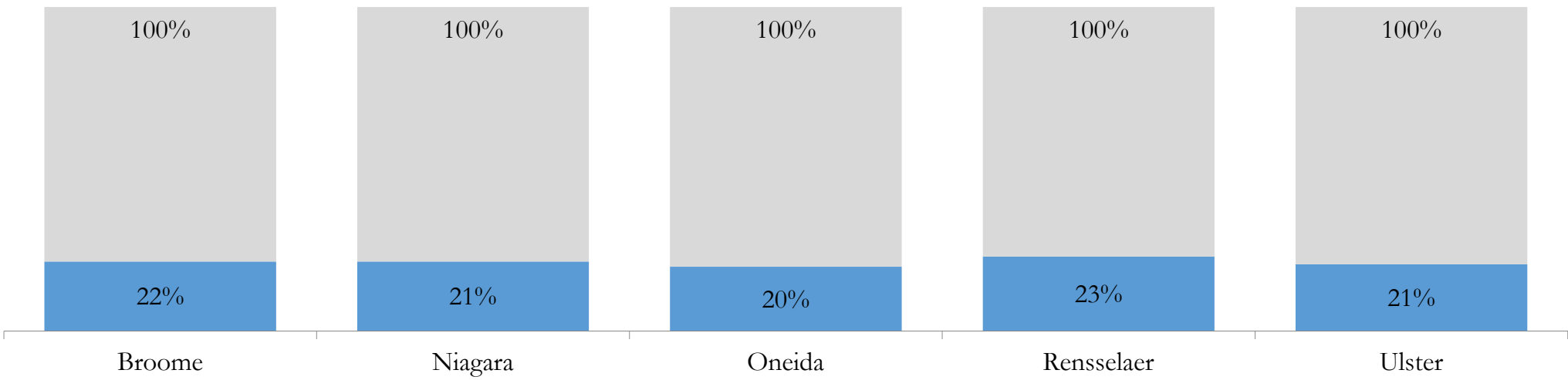
General Fund—Revenues and Transfers In vs. Expenditures and Transfers Out Ratio



Real Property Tax in Proportion to General Fund - Total Revenue (2019)



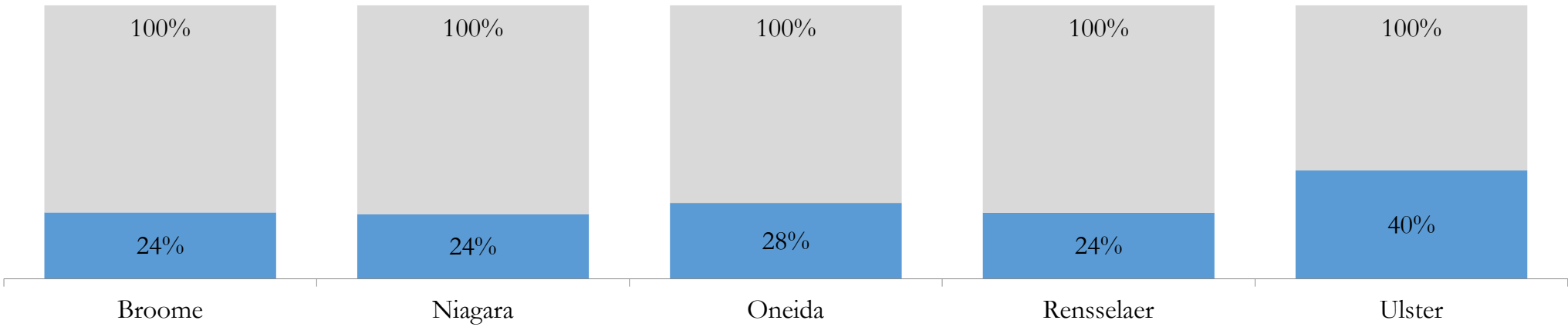
(5 years prior)



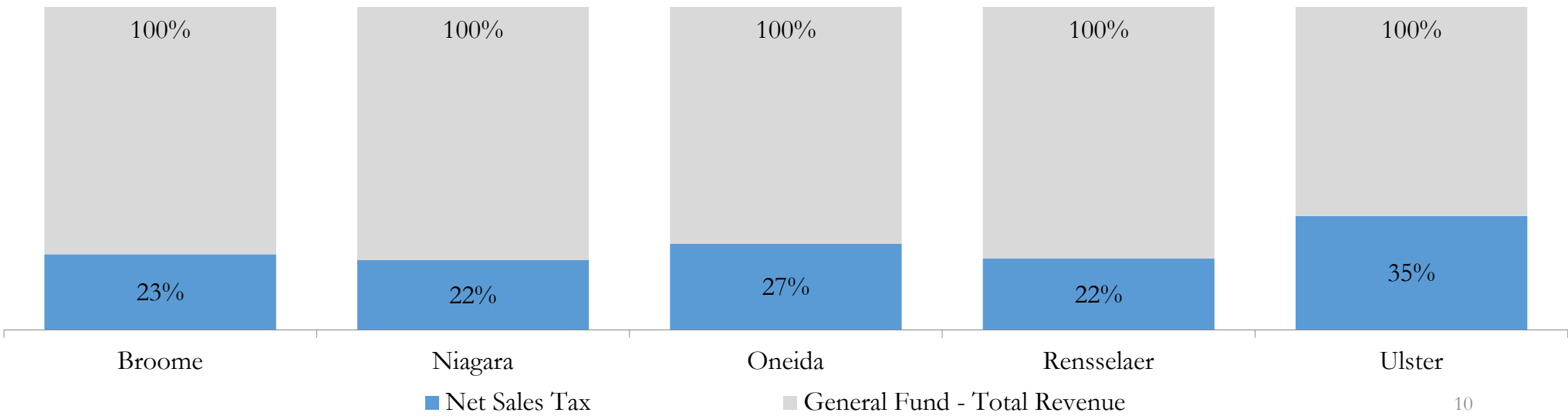
■ Real Property Taxes

■ General Fund - Total Revenue

Net Sales Tax in Proportion to General Fund - Total Revenue (2019)



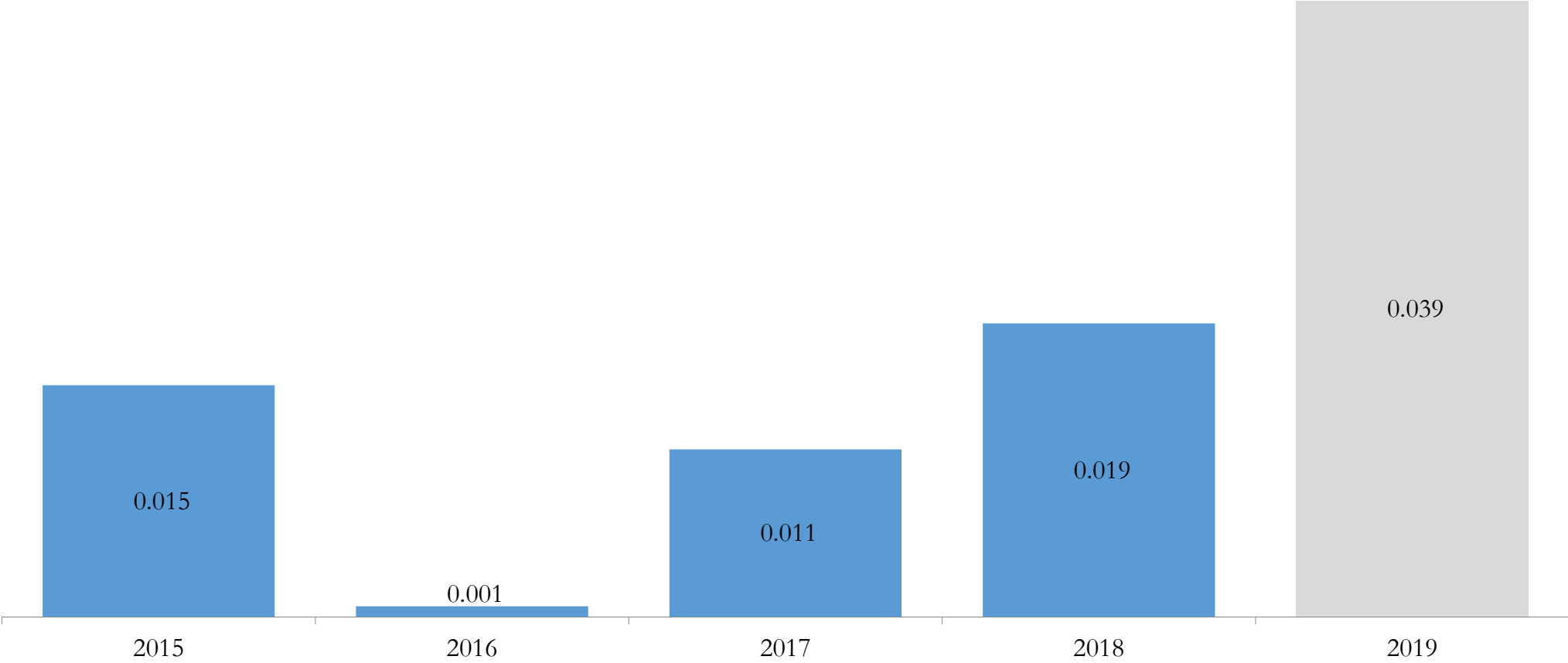
(5 years prior)



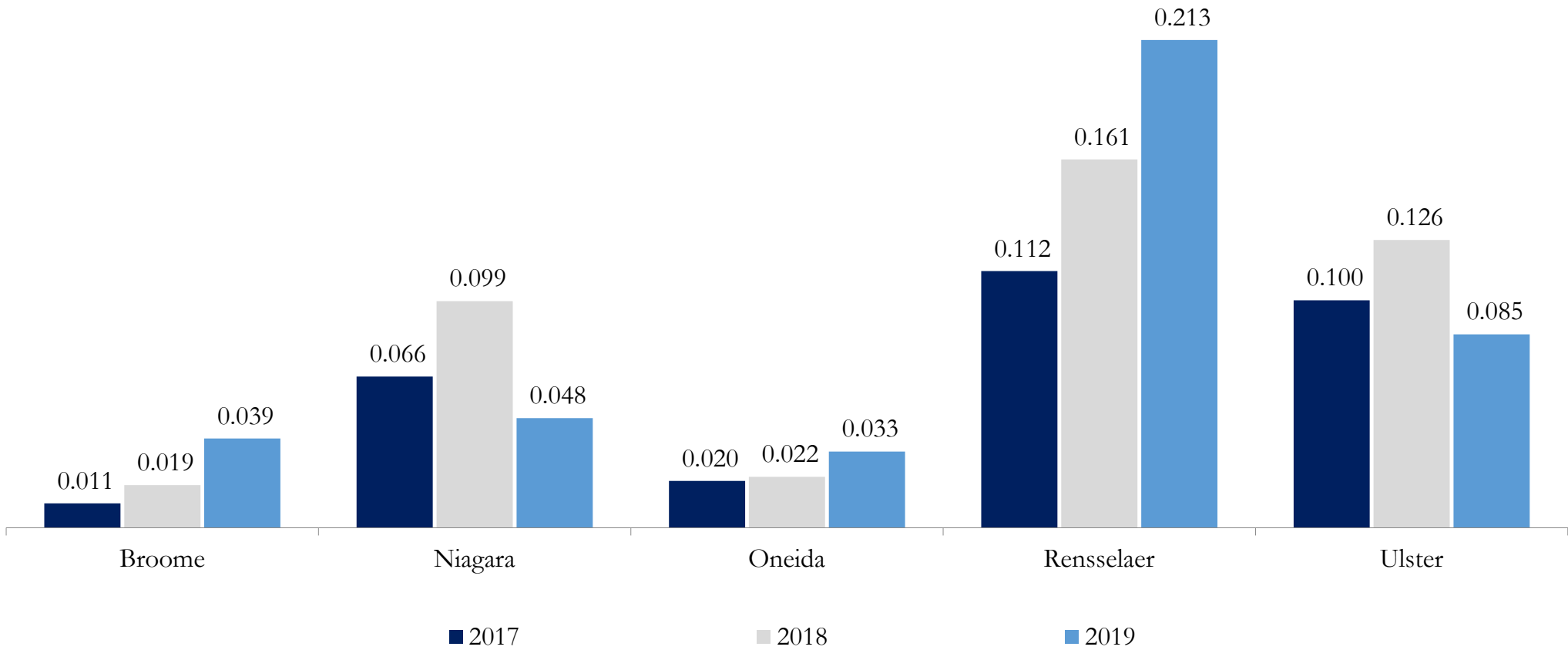
■ Net Sales Tax

■ General Fund - Total Revenue

Broome County
Unassigned and Assigned Unappropriated General Fund Balance to Total General Fund Expenditures and Transfers Out
Ratio



Unassigned and Assigned Unappropriated General Fund Balance to Total General Fund Expenditures and Transfers Out Ratio



Business-Type Activities

- Department of Transportation
- Willow Point Nursing Home
- Solid Waste Management
- Aviation
- Nonmajor Business-Type activities



Business-Type Activities

	Department of Transportation	Willow Point Nursing Home	Solid Waste Management	Aviation
Current assets	\$ 4,693,994	\$ 10,004,420	\$ 20,721,195	\$ 1,112,742
Restricted assets	5,142,212	1,979,181	2,170,512	2,824,247
Capital assets	22,768,646	5,079,182	47,720,713	48,781,129
Deferred outflows	<u>1,080,765</u>	<u>2,639,665</u>	<u>246,042</u>	<u>210,157</u>
Total assets and deferred outflows	<u>\$ 33,685,617</u>	<u>\$ 19,702,448</u>	<u>\$ 70,858,462</u>	<u>\$ 52,928,275</u>
Current liabilities	\$ 5,675,646	\$ 3,377,618	\$ 1,524,438	\$ 855,764
BANs payable	1,279,041	2,293,657	14,560,990	2,946,756
Long-term debt	1,634,549	1,306,049	9,434,562	3,023,313
Pension	1,261,740	3,081,680	287,242	245,348
OPEB obligation	10,930,030	30,062,642	2,955,511	2,482,929
Other long-term liabilities	2,945,758	3,260,829	16,275,017	472,980
Deferred inflows	<u>5,892,599</u>	<u>16,635,941</u>	<u>1,422,390</u>	<u>1,901,163</u>
Total liabilities and deferred inflows	<u>29,619,363</u>	<u>60,018,416</u>	<u>46,460,150</u>	<u>11,928,253</u>
Net position	<u>\$ 4,066,254</u>	<u>\$ (40,315,968)</u>	<u>\$ 24,398,312</u>	<u>\$ 41,000,022</u>

Business-Type Activities

	Department of Transportation	Willow Point Nursing Home	Solid Waste Management	Aviation
Current assets	\$ 4,693,994	\$ 10,004,420	\$ 20,721,195	\$ 1,112,742
Restricted assets	5,142,212	1,979,181	2,170,512	2,824,247
Capital assets	22,768,646	5,079,182	47,720,713	48,781,129
Deferred outflows	1,080,765	2,639,665	246,042	210,157
Total assets and deferred outflows	<u>\$ 33,685,617</u>	<u>\$ 19,702,448</u>	<u>\$ 70,858,462</u>	<u>\$ 52,928,275</u>
Current liabilities	\$ 5,675,646	\$ 3,377,618	\$ 1,524,438	\$ 855,764
BANs payable	1,279,041	2,293,657	14,560,990	2,946,756
Long-term debt	1,634,549	1,306,049	9,434,562	3,023,313
Pension	1,261,740	3,081,680	287,242	245,348
OPEB obligation	10,930,030	30,062,642	2,955,511	2,482,929
Other long-term liabilities	2,945,758	3,260,829	16,275,017	472,980
Deferred inflows	5,892,599	16,635,941	1,422,390	1,901,163
Total liabilities and deferred inflows	<u>29,619,363</u>	<u>60,018,416</u>	<u>46,460,150</u>	<u>11,928,253</u>
Net position	<u>\$ 4,066,254</u>	<u>\$ (40,315,968)</u>	<u>\$ 24,398,312</u>	<u>\$ 41,000,022</u>

Business-Type Activities

	Department of <u>Transportation</u>	Willow Point Nursing Home	Solid Waste <u>Management</u>	<u>Aviation</u>
Current assets	\$ 4,693,994	\$ 10,004,420	\$ 20,721,195	\$ 1,112,742
Restricted assets	<u>5,142,212</u>	<u>1,979,181</u>	<u>2,170,512</u>	<u>2,824,247</u>
Total assets	<u>\$ 9,836,206</u>	<u>\$ 11,983,601</u>	<u>\$ 22,891,707</u>	<u>\$ 3,936,989</u>
Current liabilities	\$ 5,675,646	\$ 3,377,618	\$ 1,524,438	\$ 855,764
BANs payable	<u>1,279,041</u>	<u>2,293,657</u>	<u>14,560,990</u>	<u>2,946,756</u>
Total liabilities	<u>6,954,687</u>	<u>5,671,275</u>	<u>16,085,428</u>	<u>3,802,520</u>
Estimated "fund balance"	<u>\$ 2,881,519</u>	<u>\$ 6,312,326</u>	<u>\$ 6,806,279</u>	<u>\$ 134,469</u>

Business-Type Activities

	Willow Point Nursing Home				
	2015	2016	2017	2018	2019
Current assets	\$ 9,961,919	\$ 13,034,319	\$ 11,579,793	\$ 9,590,614	\$ 10,004,420
Restricted assets	883,999	943,276	1,725,759	2,779,571	1,979,181
Capital assets	4,706,842	4,850,155	5,074,730	5,257,435	5,079,182
Deferred outflows	1,688,042	7,970,429	3,761,192	5,548,991	2,639,665
Total assets and deferred outflows	<u>\$ 17,240,802</u>	<u>\$ 26,798,179</u>	<u>\$ 22,141,474</u>	<u>\$ 23,176,611</u>	<u>\$ 19,702,448</u>
Current liabilities	\$ 3,100,200	\$ 3,266,334	\$ 3,448,214	\$ 2,299,450	\$ 3,377,618
BANs payable	1,627,728	1,768,125	2,238,288	2,306,548	2,293,657
Long-term debt	1,215,576	1,079,421	938,072	1,482,252	1,306,049
Pension	1,677,291	7,659,265	4,247,433	1,509,367	3,081,680
OPEB obligation	12,316,578	13,274,478	14,791,021	42,607,961	30,062,642
Other long-term liabilities	1,682,399	1,552,285	3,191,111	3,964,649	3,260,829
Deferred inflows	241,831	1,248,847	1,037,333	10,808,792	16,635,941
Total liabilities and deferred inflows	<u>21,861,603</u>	<u>29,848,755</u>	<u>29,891,472</u>	<u>64,979,019</u>	<u>60,018,416</u>
Net position	<u>\$ (4,620,801)</u>	<u>\$ (3,050,576)</u>	<u>\$ (7,749,998)</u>	<u>\$ (41,802,408)</u>	<u>\$ (40,315,968)</u>

Business-Type Activities

	Willow Point Nursing Home				
	2015	2016	2017	2018	2019
Current assets	\$ 9,961,919	\$ 13,034,319	\$ 11,579,793	\$ 9,590,614	\$ 10,004,420
Restricted assets	883,999	943,276	1,725,759	2,779,571	1,979,181
Capital assets	4,706,842	4,850,155	5,074,730	5,257,435	5,079,182
Deferred outflows	1,688,042	7,970,429	3,761,192	5,548,991	2,639,665
Total assets and deferred outflows	<u>\$ 17,240,802</u>	<u>\$ 26,798,179</u>	<u>\$ 22,141,474</u>	<u>\$ 23,176,611</u>	<u>\$ 19,702,448</u>
Current liabilities	\$ 3,100,200	\$ 3,266,334	\$ 3,448,214	\$ 2,299,450	\$ 3,377,618
BANs payable	1,627,728	1,768,125	2,238,288	2,306,548	2,293,657
Long-term debt	1,215,576	1,079,421	938,072	1,482,252	1,306,049
Pension	1,677,291	7,659,265	4,247,433	1,509,367	3,081,680
OPEB obligation	12,316,578	13,274,478	14,791,021	42,607,961	30,062,642
Other long-term liabilities	1,682,399	1,552,285	3,191,111	3,964,649	3,260,829
Deferred inflows	241,831	1,248,847	1,037,333	10,808,792	16,635,941
Total liabilities and deferred inflows	<u>21,861,603</u>	<u>29,848,755</u>	<u>29,891,472</u>	<u>64,979,019</u>	<u>60,018,416</u>
Net position	<u>\$ (4,620,801)</u>	<u>\$ (3,050,576)</u>	<u>\$ (7,749,998)</u>	<u>\$ (41,802,408)</u>	<u>\$ (40,315,968)</u>

Business-Type Activities

	Willow Point Nursing Home				
	2015	2016	2017	2018	2019
Current assets	\$ 9,961,919	\$ 13,034,319	\$ 11,579,793	\$ 9,590,614	\$ 10,004,420
Restricted assets	883,999	943,276	1,725,759	2,779,571	1,979,181
Total assets	<u>\$ 10,845,918</u>	<u>\$ 13,977,595</u>	<u>\$ 13,305,552</u>	<u>\$ 12,370,185</u>	<u>\$ 11,983,601</u>
Current liabilities	\$ 3,100,200	\$ 3,266,334	\$ 3,448,214	\$ 2,299,450	\$ 3,377,618
BANs payable	<u>1,627,728</u>	<u>1,768,125</u>	<u>2,238,288</u>	<u>2,306,548</u>	<u>2,293,657</u>
Total liabilities	<u>4,727,928</u>	<u>5,034,459</u>	<u>5,686,502</u>	<u>4,605,998</u>	<u>5,671,275</u>
Estimated "Fund balance"	<u>\$ 6,117,990</u>	<u>\$ 8,943,136</u>	<u>\$ 7,619,050</u>	<u>\$ 7,764,187</u>	<u>\$ 6,312,326</u>



Charles Trottier, CPA
Manager
ctrottier@dm-llp.com
716-565-2299 ext. 7017



Luke R. Malecki, CPA
Partner
lmalecki@dm-llp.com
716-565-2299 ext. 7005