

Broome County **BUDGET**

Adopted
2018



Table of Contents

<u>Item</u>	<u>Page</u>	<u>Item</u>	<u>Page</u>
Budget and Appropriations Resolutions	A-1	Public Safety	
Broome County Administration	A-4	Sheriff (Elected Official)	152
Broome County Legislature	A-5	Emergency Services	168
		Probation	183
Budget Message	A-7	Security Services	189
		Stop-DWI	196
Summary by Fund	A -15	Health	
Operating Budget		Health	204
General Government		Mental Health	234
Legislature (Elected Official)	2	Willow Point Nursing Facility	241
Executive (Elected Official)	10	Transportation	
County Clerk (Elected Official)	15	Aviation	276
District Attorney (Elected Official)	29	Highways	
Audit and Control	35	County Roads	284
Central Food & Nutrition Services	44	Road Machinery	292
Coroners	51	Public Transportation	296
Elections	55	Economic Assistance and Opportunity	
Office of Management and Budget	61	Office for Aging	306
Information Technology	69	Social Services	312
Law	80	Veterans' Services	348
Personnel	91	Home and Community Services	
Public Defender	99	Planning and Economic Development	356
Public Works	105	Solid Waste Management	362
Fleet Management	120		
Purchasing	126		
Real Property Tax Service	132		
Risk and Insurance			
Risk Management	139		
Health Insurance	145		
Workers' Compensation	148		

<u>Item</u>	<u>Page</u>
Culture and Recreation	
Floyd L. Maines Veterans' Memorial Arena	372
Forum Performing Arts Theater	378
En-Joie Golf Course	383
Parks and Recreation	389
Library	404
Unallocated Items	
Special Objects of Expense	414
Debt Service (General Fund)	419
Inter-fund Transfers (General Fund)	422
Capital Budget	
Capital Budget	427
Summary of Debt	436
History of Debt Service	437
Serial Bonds	438
Bond Anticipation Notes	465
Authorized Unissued Debt	469
Authorized Capital Projects	472
Debt Statement Summary	478
Community College Debt Liability and Payment History	479
Supplementary Information	
Personnel Changes	491
Personnel Summary	493
Financial Summaries	496
Historical Tax Levies and Rates	505
Property Tax Levy by Municipality	507
Property Tax Exemption Summary	509

<u>Item</u>	<u>Page</u>
County Fees	
Arena	511
Forum	512
Parks	513
En-Joie Golf	514
Tax Collection	515
County Clerk	516
Motor Vehicles	518
Health Department	519
Landfill	521
Office for Aging	522
Planning	523
Sheriff	525
Weights and Measures	526
Miscellaneous	527
Greater Binghamton Airport	
Willow Point Nursing Home	
Dog Shelter	
Taxicab	
Civil Service Exams	
Legislature	
Real Property	
911 Emergency Services	
Public Transportation	
Public Defender	
Library	

Intro No. 28
Date 10/19/17
Reviewed by
Co. Attorney NS
Date 9/26/17

RESOLUTION
BROOME COUNTY LEGISLATURE
BINGHAMTON, NEW YORK

Permanent No. 2017-393
Date Adopted 11/2/2017
Effective Date 11/6/17

Sponsored by: Finance and Public Works & Transportation Committees

Seconded by: Hon. Ron Heebner

RESOLUTION APPROVING THE 2018-2023 CAPITAL IMPROVEMENT PROGRAM

RESOLVED, that the 2018 Capital Budget and the 2018-2023 Capital Improvement Program as accompanying the tentative budget for 2018, and as corrected and amended, is hereby approved and adopted as the 2018 Capital Budget and the 2018-2023 Capital Improvement Program for the County of Broome, and be it


FURTHER RESOLVED, that the Director of the Office of Management and Budget be and hereby is authorized, empowered, and directed to correct any modifications, changes, additions, and/or typographical errors not effecting the substance of the capital budget and capital program, and that the Director of the Office of Management and Budget is further directed, after making such corrections, to file the same with the Clerk of the County Legislature and to furnish said Clerk with copies thereof for the members of the County Legislature.

COUNTY OF BROOME) ss.
STATE OF NEW YORK)

I, the undersigned, Clerk of the Legislature of the County of Broome, DO HEREBY CERTIFY that the above is an original resolution of such Legislature duly adopted on the 2nd day of November, 2017, by a majority of the members elected to the Legislature of said County at a regular meeting of said Legislature.

I FURTHER CERTIFY that at the time said resolution was adopted said Legislature was comprised of fifteen members.

IN WITNESS WHEREOF, I have hereunto set my hand and affixed the corporate seal of said Legislature this 3rd day of November, 2017.



Clerk, County Legislature
County of Broome

Intro No. 29
 Date 10/19/17
 Reviewed by [Signature]
 Co. Attorney
 Date 9/26/17

RESOLUTION
BROOME COUNTY LEGISLATURE
 BINGHAMTON, NEW YORK

Permanent No. 2017-394
 Date Adopted 11/2/2017
 Effective Date 11/6/17

Sponsored by: Finance Committee

Seconded by: Hon. Stephen J. Flagg

RESOLUTION ADOPTING THE BROOME COUNTY BUDGET FOR FISCAL YEAR 2018

RESOLVED, that the tentative budget of the County of Broome, including the County's 2018 Capital Budget, as corrected and amended to \$374,495,750 be and is hereby adopted as the budget for the County of Broome, for the year commencing January 1, 2018 and ending December 31, 2018; and be it


FURTHER RESOLVED, that the Director of the Office of Management and Budget is hereby authorized, empowered, and directed to correct any modifications, changes, additions and/or typographical errors not effecting the substance of the budget and that the Director of the Office of Management and Budget is further directed, after making such corrections, to file same with the Clerk of the County Legislature and to furnish said Clerk with sufficient copies thereof for the members of the County Legislature.

COUNTY OF BROOME)
 STATE OF NEW YORK) ss.:

I, the undersigned, Clerk of the Legislature of the County of Broome, DO HEREBY CERTIFY that the above is an original resolution of such Legislature duly adopted on the 2nd day of November, 2017, by a majority of the members elected to the Legislature of said County at a regular meeting of said Legislature.

I FURTHER CERTIFY that at the time said resolution was adopted said Legislature was comprised of fifteen members.

IN WITNESS WHEREOF, I have hereunto set my hand and affixed the corporate seal of said Legislature this 3rd day of November, 2017.



Clerk, County Legislature
 County of Broome

Intro No. 30
Date 10/19/17
Reviewed by PLA
Co. Attorney
Date 9/26/17

RESOLUTION
BROOME COUNTY LEGISLATURE
BINGHAMTON, NEW YORK

Permanent No: 2017-395
Date Adopted 11/2/2017
Effective Date 11/6/17

Sponsored by: Finance Committee

Seconded by: Hon. Stephen J. Flagg

RESOLUTION MAKING APPROPRIATIONS FOR THE CONDUCT OF THE BROOME COUNTY GOVERNMENT FOR FISCAL YEAR 2018

WHEREAS, this County Legislature, by an accompanying Resolution 394 of 2017, has adopted a budget for fiscal year 2018, now, therefore be it

RESOLVED, that the several amounts specified in such budget under the various categories and the various objects of expense in the 2018 tentative budget under the recommended column, unless a specific change or correction has been made in the same, in which case such change or corrected figure shall apply, shall be the amount appropriated for such items, effective January 1, 2018, and be it

FURTHER RESOLVED, that the fee schedules changing, deleting or establishing certain fees for the purpose of offsetting operating expenses be adopted, and be it


FURTHER RESOLVED, that the Director of the Office of Management and Budget is hereby authorized, empowered and directed to correct any modifications, changes, additions and/or typographical errors not effecting the substance of the budget, and that the Director of the Office of Management and Budget is further directed, after making such corrections, to file same with the Clerk of the County Legislature and to furnish said Clerk with sufficient copies thereof for the members of the County Legislature.

COUNTY OF BROOME) ss.:
STATE OF NEW YORK)

I, the undersigned, Clerk of the Legislature of the County of Broome, DO HEREBY CERTIFY that the above is an original resolution of such Legislature duly adopted on the 2nd day of November, 2017, by a majority of the members elected to the Legislature of said County at a regular meeting of said Legislature.

I FURTHER CERTIFY that at the time said resolution was adopted said Legislature was comprised of fifteen members.

IN WITNESS WHEREOF, I have hereunto set my hand and affixed the corporate seal of said Legislature this 3rd day of November, 2017.



Clerk, County Legislature
County of Broome

2017 Broome County Administration

County Executive's Office

Jason T. Garnar	County Executive
Kevin M. McManus	Deputy County Executive
Haley McCrory	Executive Assistant to the County Executive
Colleen Wagner	Executive Assistant to the County Executive
Faith Vavra	Secretary to Deputy County Executive
Kathleen Keefe	Administrative Assistant to the County Executive
Connor Gates	Administrative Assistant to the County Executive

Office of Management & Budget

Jerome Z. Knebel	Director, Office of Management & Budget
	Deputy Director, Accounting
Sarah E. Kane	Deputy Director, Budget

Elected and Appointed Officials

Daniel J. Reynolds	Chairman, Legislature
Richard R. Blythe	County Clerk
Stephen K. Cornwell	District Attorney
David E. Harder	Sheriff
Aaron M. Martin	Clerk, Legislature
Alex J. McLaughlin	Comptroller, Audit & Control
Oliver N. Blaise III, Esq.	Commissioner, Elections
Philip Grommet, Esq.	Commissioner, Elections
John C. Prindle, MD	Coroner
Teresa A. Sacco Bedosky, DO	Coroner
Dr. Kevin Drumm	President, SUNY Broome Community College

Heads of County Departments

David W. Hickling	Commissioner, Aviation
Lisa M. Schuhle	Acting Director, Office for Aging
Sara J. Liu	Director, Employment & Training
Michael A. Ponticiello	Director, Emergency Services
Rebecca A. Kaufman	Director, Health
Dennis O'Keefe	Director, Information Technology
Robert Behnke	County Attorney, Law
Lisa S. Wise	Director, Library
Thomas H. Behan	Personnel Officer
Frank J. Evangelisti	Director, Planning
Lorraine S. Wilmot	Director, Probation
Jay L. Wilber	Public Defender
Leslie G. Boulton	Commissioner, Public Works, Parks, Recreation & Youth Services
Tyler B. West	Director, Purchasing
David C. Hamlin	Director, Real Property Tax Services
Thomas Dellapenna, Jr.	Risk Manager, Risk & Insurance
Nancy Williams-Frank	Commissioner of Social Services and Mental Health
Gregory Kilmer	Commissioner, Public Transportation
Christopher H. Marion	Coordinator, BC STOP-DWI
Brian J. Vojtisek	Director, Veterans' Services
Ryan LaClair	Administrator, Willow Point Nursing Home
Matthew F. Gawors	Director, Parks Recreation & Youth Services
Christopher H. Marion	Manager, Arena/Forum
James Dadamio	Director, Security

Broome County Legislature

2017

Elected Officials

Legislative District

	<u>Legislator</u>
1	Stephen J. Flagg
2	Scott D. Baker
3	Kelly F. Wildoner
4	Daniel D. Reynolds
5	Daniel J. Reynolds
6	Greg W. Baldwin
7	Matthew J. Pasquale
8	Jason E. Shaw
9	Ronald J. Keibel
10	Cindy L. O'Brien
11	Ron Heebner
12	Michael P. Sopchak
13	Bob Weslar
14	Mary A. Kaminsky
15	Mark R. Whalen

Administrative Staff

Aaron M. Martin
Clerk of the Legislature
Carol L. Hall
Deputy Clerk
Robert J. O'Donnell
Second Deputy Clerk
Christopher P. Dziejic
Legislative Assistant

This page is intentionally left blank

2018 Budget Address
Broome County Executive Jason Garnar
Thursday, September 14, 2017

Good afternoon, Chairman Reynolds, Majority Leader Flagg, Minority Leader Whalen, Legislators, elected officials, Broome County employees, and members of the public and media. Thank you for being here today as I deliver my first budget address as County Executive.

When I took my oath of office as County Executive nine months ago, I did not know if we could survive financially.

It wasn't a pretty picture and it still isn't. People often ask what keeps you up at night? For me, it's Broome County's finances and it has been since day one.

It's not just obvious to us in Broome County, but to the state, that Broome County was in a financial mess. Significant fiscal stress. That's what New York State Comptroller Thomas DiNapoli has listed Broome County as having for two straight years, 2014 and 2015. Preliminary numbers for 2016 have us in that same boat. Significant fiscal stress. Three years in a row of being labeled with significant fiscal stress. At the end of 2015, Broome County had a fund balance of 5 and a half million dollars. At the end of 2016, that money was gone. It had been depleted to a mere 250-thousand dollars on a 370 million dollar budget. You wouldn't manage your family's household budget this way. Burning through your savings, underfunding and unrealistic expectations. You definitely cannot manage a county budget that way.

When I first took office and saw this mess, I knew it couldn't wait until budget time to take action. Broome County could not continue to operate this way.

I instituted an immediate hiring freeze. I'm proud to announce that our hiring freeze has saved 350-thousand dollars in salary and benefits.

Our employees have been stepping up all year to fill in the gaps. They continue to do more with less. At this time, I'd like to take a moment to recognize all of our county employees for their hard work this year. Thank you so much. Earlier this year I also teamed up with Chairman Reynolds and called for the State Comptroller to do a full audit of county finances. This audit was an independent study of our financial situation and we are waiting on the results to learn how we can move forward to develop future budgets that can help restore the financial health of Broome County.

For 2018, I am presenting a realistic, solid budget with no gimmicks. What you see is what you get. This is back to basics budgeting. It's practical and invests in the priorities of Broome County.

Our Office of Management and Budget Director Jerome Knebel took over at the beginning of the year and immediately got to work to get to where we are today.

He and Deputy Director of Budget Sarah Kane asked the tough questions and held the line on spending everywhere possible. They haven't made this easy on department heads and that is how we got to presenting this budget here today, which is a strong budget and one that is practical.

We've included realistic expectations about our revenues. I'm not giving you a budget that includes 850-thousand dollars for medical marijuana and then getting 2-thousand dollars.

I won't underfund budget lines and overestimate revenues because we don't have a fund balance to pay for bad budget decisions.

I'll say it again, this budget contains no gimmicks. I have developed a conservative budget and did not go over the property tax cap.

You may have heard about Raise the Age. It was signed into law this year by the state. 16 and 17 year-olds will be prevented from being placed into the county jail. This has had a major effect on the budget and will only increase in the future. It impacts the Sheriff's Office, District Attorney's Office, Probation, Law Department and Department of Social Services. New York state has repeatedly said that counties will be reimbursed for Raise the Age as long as we stay under the property tax cap. And we are staying under that tax cap this year with our budget.

In addition, we are budgeting sales tax growth at the same rate as 2016. Now is not the time to continue playing games with our finances and we are being realistic.

Over last six years, the county took an additional 23 million dollars in sales tax revenue from towns and municipalities through the sales tax cap. That's almost 4 million taken every year for 6 years. Over 5 million dollars was taken from the City of Binghamton. And in the Town of Vestal and the Town of Union, 3.2 million dollars was taken from each municipality.

If this practice continued and we had an extra 4 million, today, I would be announcing a 3 and a half percent tax cut. But to do that our towns and villages would either have to raise taxes or cut vital services like police and fire or pave fewer roads. For 2018, this stops.

We're not robbing municipalities for our own gain. For the first time in six years, a county executive will be presenting a budget that proposes zero sales tax dollars be taken away from towns and municipalities.

As a result, in developing this budget, I've had to find ways to be more efficient to save money.

Deputy County Executive Kevin McManus works directly with the department heads and has been innovative in working to reorganize our departments to help this county run more efficiently and effectively. We have reorganized several departments including Public Works and the Office of Management and Budget. We have restructured personnel within these departments because it will save money. In 2018, there will be 49 total unfunded county positions which will amount to significant savings.

I challenged department heads to bring new ideas to the table to help us save money and one of them is a game-changer.

I am talking big savings in 2018 to the county thanks to our Risk and Insurance director, Tom Dellapenna. We will be entering into a new Pharmacy Coalition in 2018 which will dramatically reduce the cost of prescriptions. This decision alone will save Broome County millions of dollars annually.

It was through these efforts which allowed me to hold the line increasing taxes only slightly. The 2018 budget proposes an increase in taxes of 1.84 percent. This is far below the property tax cap.

One of my top priorities is fighting the public health crisis we are facing in Broome County, the heroin epidemic. This epidemic is evil. It does not discriminate. It has affected everyone in this room.

If you have been touched by the heroin epidemic, I want you to raise your hand. Everyone look around. This shows how big of a problem we are facing in Broome County. This touches everybody. 76 lives lost last year. 400 plus overdoses so far this year. Our first responders and Department of Social Services are inundated.

We are taking an all hands-on deck approach and that starts with our Health Department. Currently, Broome County has no position dedicated to fighting this epidemic. That changes with my budget.

For the first time ever, I will be designating a Public Health Coordinator to work directly on addressing this epidemic in Broome County and other substance use disorders. This person will monitor overdose data, partner with community organizations and spearhead drug prevention in schools.

But, the work doesn't stop there. I am proposing 25-thousand dollar grant fund to provide funding to local agencies with boots on the ground. I want to help community organizations, providers, municipalities and school districts that are working every day to fight this epidemic.

I've been saying this for two years... One of my top priorities was to bring a long-term treatment center to Broome County. That is going to happen.

The state is providing us an annual grant of \$3 million dollars for a treatment facility at the Broome Developmental Center. No local taxpayer dollars will be spent on this life-saving treatment center.

This project repurposes a huge, unused building and it will create more than 70 good paying jobs right here in Broome County.

This would not be possible without the help of our state partners. It is a true, bipartisan team effort thanks to the support of Governor Cuomo and OASAS, Senator Fred Akshar, Assemblywoman Donna Lupardo and Assemblyman Clifford Crouch.

And I cannot thank Senator Fred Akshar enough. From day 1, he has been leading the fight against the heroin epidemic in our county. He's worked hard each and every day to secure critical resources, pass informed laws and most importantly, take action that is needed to fight back against this epidemic and protect our community.

The state recognizes the need we have in Broome County, that something has to be done and it has be done quickly to save lives.

Public Safety is a big part of the budget I am presenting to you for 2018. This includes the District Attorney's Office, Sheriff's Office, Public Defender's Office, Probation and Office of Emergency Services.

Just two years ago Broome County had the highest crime index rate in New York State.

When District Attorney Steve Cornwell took office - he meant business. Last year, the crime index rate went down 16 percent.

Any investment in the District Attorney's Office is a wise one and makes Broome County safer. With the addition of more Assistant District Attorneys in 2018, the DA's office will be able to settle more cases right at arraignment. It will also save the DA's office, the public defender's office, assigned counsel and all of our town and village courts valuable time and resources.

Does anyone know how many calls the 911 dispatch center in Broome County receives each year?

When I heard the number from Director of Emergency Services, Mike Ponticiello, I was shocked. HALF a million calls.

So far this year, I have declared three State of Emergencies and the worst one was Winter Storm Stella in March. Stella came out in full force, burying Broome County. At the Emergency Operations Center, my team was in the thick of it and I saw first-hand how critical it is to invest in public safety... standing alongside people who work day in and day out to protect the people of Broome County. Thank you to Broome County Sheriff David Harder, Mike Ponticiello and the first responders who answered the call and do so every day. We need to support their efforts. The Office of Emergency Services needs more resources in the 9-1-1 dispatch center so I am adding a new senior dispatcher.

I am also committed to improving public safety through the Broome County Sheriff's Office. More corrections officers are needed in this budget due to Raise the Age and the jail expansion so I am providing additional staffing for them.

JOBS. We need more of them. People are leaving Broome County for better opportunities. We need job training to keep people here and we also have to attract businesses. So for the first time ever, Broome County will be partnering with The Agency to create a 300-thousand dollar small business loan fund. I talk to small business owners every week and they need help. This fund will help them expand and grow their business.

But that's not all.... There has always been lot of attention paid to the urban core of Broome County. It's time our rural communities got some attention as well.

I'm a small-town boy who was raised in a town of 300 people. I understand the challenges rural communities face. For the first time ever, I am dedicating 150-thousand dollars fund for our rural communities in Broome County. This funding shows my commitment to assist all of Broome County. The best part of it? These two new projects aren't going to impact your wallet. They aren't raising your taxes.

I am funding these programs through economic development funds that have been unused for years. This money can only be used for economic development and we can't wait any longer to start creating new jobs.

I'm a proud graduate of SUNY Broome and so are many others in our community, including county legislators and many business leaders. Investment in our community college is paying off. SUNY Broome saw a 2 percent increase in enrollment this year. For 2018, I am increasing funding for SUNY Broome so our students can get the education and training they need to get jobs in Broome County and stay here.

I'm a father of three boys. My brother has two children. His youngest was actually just born on Monday. As parents, we all know the importance of reading, and reading starts at infancy.

Literacy development begins long before kids enter school and learn to read. It begins in the first days of life and it begins at home. I want to make sure that happens for all children in Broome County. In my 2018 budget, I am developing a Books for Babies program.

Every child born in Broome County will receive a Welcome Baby book and their first library card. This sends the message that it is never too early to start reading to your children and introduces our kids to the many wonderful libraries in Broome County. Broome County will always step up to the plate when it comes to investing in our kids.

In 2018, I am committed to investing in upgrades in our infrastructure. Maintaining our roads is key to driving economic development in Broome County. Our Highway Department plans to pave 40 miles across the county in 2018. Thank you to Senator Akshar for securing an extra million dollars this year in infrastructure funding. It's because of these bipartisan efforts that we are able to maintain and provide improvements to the roads we drive daily.

We all know that public transportation is a vital part of our local economy.

We have an aging fleet with almost no spare buses. The county is partnering with our federal and state officials to buy eight buses over the next two years so we can maintain and increase service. We have a new mobile app launching this fall to help BC Transit riders track buses and plan routes. Also over the next two years, Broome County will receive more than 300-thousand dollars in state funding to buy and install up to 30 bus shelters for our public transportation riders. These will be 100 percent funded by state dollars with no cost to county taxpayers.

I'm committed to maintaining service for BC Transit and it's clear we are investing in our buses and making improvements for our riders. I'm not cutting service. In fact, I'd like to add more routes and service in the future. But to make this happen some tough decisions have to be made. I am adding a small increase to fares for BC Lift. I made the decision because people have told me they'd rather pay a little more than have their service cut. Our investments for 2018 show that we are committed to improving public transportation in Broome County.

Let's talk about the airport. I walked in as County Executive to decisions that were announced last year regarding decreased service at the Greater Binghamton Airport.

I'm not focusing on that. It's time to put the past behind us and move forward.

For the first time ever, we are partnering with the Greater Binghamton Chamber of Commerce to help support and grow our airport. Working with CEO Jen Conway, over 40 businesses have pledged to use the Binghamton Airport whenever possible

I am committed to maintaining and increasing service at the airport but there are also other economic opportunities we're looking to tap into in 2018. This year, we completed an \$11 million dollar project repaving the main runway. In addition - we received a half-million dollar grant from the Federal Aviation Administration. This will allow us to reduce regulations at the airport to make it easier for businesses to come in. The future of the airport is in developing the 300 acres of land that is there for business opportunities and my budget supports this.

This is something you've heard me talk a lot about... the county website. For people looking to come to Broome County or get a job in Broome County- our website is the first thing they see. What we have now is not a good first impression. In 2018, mark my words, we will have a new county website we can all be proud of. I am working with Legislator Jason Shaw and others to make this happen. I have developed a team to focus on our new website. It will be a transparent, mobile-friendly, user-friendly, business-friendly website that provides all the information users need and showcase the best of Broome County to the rest of the world.

I cannot emphasize enough our need to partner with all levels of government. This summer, Governor Andrew Cuomo was in Johnson City to make a major announcement committing 20 million dollars investing in our urban centers- Binghamton, Johnson City and Endicott. You can leverage a lot with 20 million dollars and as co-chair, I'm going to make sure that is put to good use.

This summer I made announcements about two huge projects in Broome County. 59 Lester Avenue in Johnson City. This is the biggest eyesore in Broome County. You can't miss it if you're driving on Route 17. It is massive. This summer I requested proposals because people are knocking down our door interested in redeveloping that property. In 2018, you can expect a big announcement about its future.

The same thing is going on at 6 Emma Street in Binghamton. Paulus Development announced a 20 million dollar project for that county-owned building. I will continue to partner with state leaders to eliminate blight in Broome County.

And finally, our Veterans department continues to work hard each and every day to support our local veterans. The 2018 budget continues my commitment to veterans and provides a 100 thousand dollar fund for special veteran programs. Our veterans put their lives on the line to protect our freedoms and we owe them support to help them when they return home.

Today, I've given you many highlights of my budget for 2018 that I am proud to be presenting to the Legislature. I knew coming into this, it would be an uphill battle to get our fiscal house in order and something that I couldn't change immediately.

But this budget I'm putting forward for 2018 puts us on the right track. This budget presents opportunity. Opportunity to get Broome County back to where it needs to be financially. It is about moving forward and I'm not stopping until we get to where we need to be.

Over the coming weeks I look forward to working with the Legislature to develop a final budget that we can all be proud of.

Thank you, Goodnight and God Bless Broome County.

Summary by Fund

2014 - 2018

Summary by Fund
2018 Adopted Budget

	Appropriations	Estimated Revenue	Appropriated Fund Balance	Property Tax Support
<u>General Fund</u>				
General Operating Departments	\$120,556,881	\$121,247,401	\$ -	\$ (690,520)
Social Services	116,466,365	55,883,443	-	60,582,922
<u>Enterprise Funds</u>				
Aviation	3,569,427	2,289,356	-	1,280,071
Public Transportation	11,893,279	10,931,817	-	961,462
Solid Waste Management	9,157,833	9,193,465	(35,632)	-
Willow Point Nursing Home	30,906,592	30,906,592	-	-
<u>Internal Service Funds</u>				
Central Food and Nutrition	5,307,890	5,307,890	-	-
Fleet Management	1,031,454	1,131,099	(99,645)	-
Health Insurance	51,679,229	47,828,364	3,850,865	-
Risk Management	2,291,803	2,291,803	-	-
Workers Compensation	3,867,077	3,867,077	-	-
<u>Special Revenue Funds</u>				
County Library	1,968,631	835,851	-	1,132,780
Road Machinery	2,610,138	90,157	-	2,519,981
County Road	10,389,820	4,127,467	-	6,262,353
Veterans' Arena	1,748,337	791,819	-	956,518
Enjoe Golf Course	1,050,994	1,054,949	(3,955)	-
Total All Funds	\$374,495,750	\$297,778,550	\$3,711,633	\$73,005,567
Provision for Uncollected Taxes				\$700,000
Total Property Tax Levy				\$73,705,567
	Appropriations	Estimated Revenue	Appropriated Fund Balance	Property Tax Support
2017 Totals	\$369,925,185	\$292,593,171	\$5,414,841	\$72,617,173
2018 Change from 2017 in dollars	4,570,565	5,185,379	(1,703,208)	1,088,394
2018 Change from 2017 as percentage	1.24%	1.77%	-31.45%	1.50%
	2017	2018	Change (in Dollars)	Change (as Percentage)
Real Property Full Value	\$ 9,612,985,607	\$ 9,714,729,107	\$ 101,743,500	1.058%
Full Value Tax Rate	7.55	7.59	0.03	0.436%
Real Property Taxable Value	\$ 5,684,578,950	\$ 5,710,293,144	\$ 25,714,194	0.452%
Taxable Value Tax Rate	12.77	12.91	0.13	1.042%

**Summary by Fund
2018 Recommended Budget**

	Appropriations	Estimated Revenue	Appropriated Fund Balance	Property Tax Support
<u>General Fund</u>				
General Operating Departments	\$120,832,343	\$121,247,401	\$ -	\$ (415,058)
Social Services	116,466,365	55,883,443	-	60,582,922
<u>Enterprise Funds</u>				
Aviation	3,569,427	2,289,356	-	1,280,071
Public Transportation	11,893,279	10,931,817	-	961,462
Solid Waste Management	9,157,833	9,193,465	(35,632)	-
Willow Point Nursing Home	30,906,592	30,906,592	-	-
<u>Internal Service Funds</u>				
Central Food and Nutrition	5,307,890	5,307,890	-	-
Fleet Management	1,031,454	1,131,099	(99,645)	-
Health Insurance	51,679,229	47,828,364	3,850,865	-
Risk Management	2,291,803	2,291,803	-	-
Workers Compensation	3,867,077	3,867,077	-	-
<u>Special Revenue Funds</u>				
County Library	1,938,248	835,851	-	1,102,397
Road Machinery	2,610,138	90,157	-	2,519,981
County Road	10,389,820	4,127,467	-	6,262,353
Veterans' Arena	1,748,337	791,819	-	956,518
Enjoie Golf Course	1,050,994	1,054,949	(3,955)	-
<u>Total All Funds</u>	<u>\$374,740,829</u>	<u>\$297,778,550</u>	<u>\$3,711,633</u>	<u>\$73,250,646</u>
<u>Provision for Uncollected Taxes</u>				<u>\$700,000</u>
<u>Total Property Tax Levy</u>				<u>\$73,950,646</u>

	Appropriations	Estimated Revenue	Appropriated Fund Balance	Property Tax Support
2017 Totals	\$369,925,185	\$292,593,171	\$5,414,841	\$72,617,173
2018 Change from 2017 in dollars	4,815,644	5,185,379	(1,703,208)	1,333,473
2018 Change from 2017 as percentage	1.30%	1.77%	-31.45%	1.84%

	2017	2018	Change (in Dollars)	Change (as Percentage)
Real Property Full Value	\$ 9,612,985,607	\$ 9,714,700,357	\$ 101,714,750	1.058%
Full Value Tax Rate	7.55	7.61	0.06	0.770%
Real Property Taxable Value	\$ 5,684,578,950	\$ 5,710,025,088	\$ 25,446,138	0.448%
Taxable Value Tax Rate	12.77	12.95	0.18	1.382%

Summary by Fund
2017 Adopted Budget

	Appropriations	Estimated Revenue	Appropriated Fund Balance	Property Tax Support
<u>General Fund</u>				
General Operating Departments	\$118,018,270	\$117,011,053	\$2,726,124	\$ (1,718,907)
Social Services	116,765,991	56,282,233	-	60,483,758
<u>Enterprise Funds</u>				
Aviation	3,723,326	2,501,589	-	1,221,737
Public Transportation	11,942,673	10,635,344	-	1,307,329
Solid Waste Management	9,064,736	9,153,405	(88,669)	-
Willow Point Nursing Home	30,946,298	30,951,399	(5,101)	-
<u>Internal Service Funds</u>				
Central Food and Nutrition	5,312,900	5,337,586	(24,686)	-
Fleet Management	1,300,740	1,081,901	218,839	-
Health Insurance	49,445,237	46,848,211	2,597,026	-
Risk Management	2,124,085	2,124,085	-	-
Workers Compensation	3,811,750	3,811,750	-	-
<u>Special Revenue Funds</u>				
County Library	1,975,218	821,657	-	1,153,561
Road Machinery	2,667,684	78,567	-	2,589,117
County Road	10,234,707	4,054,274	-	6,180,433
Veterans' Arena	1,602,312	902,167	-	700,145
Enjoie Golf Course	989,258	997,950	(8,692)	-
<u>Total All Funds</u>	\$369,925,185	\$292,593,171	\$5,414,841	\$71,917,173
<u>Provision for Uncollected Taxes</u>				\$700,000
<u>Total Property Tax Levy</u>				\$72,617,173
	Appropriations	Estimated Revenue	Appropriated Fund Balance	Property Tax Support
2016 Totals	\$366,096,584	\$291,672,765	\$2,959,044	\$72,164,775
2017 Change from 2016 in dollars	3,828,601	920,406	2,455,797	452,398
2017 Change from 2016 as percentage	1.05%	0.32%	82.99%	0.63%
	2016	2017	Change (in Dollars)	Change (as Percentage)
Real Property Full Value	\$ 9,762,207,432	\$ 9,612,985,607	\$ (149,221,825)	-1.529%
Full Value Tax Rate	7.39	7.55	0.16	2.189%
Real Property Taxable Value	\$ 5,654,743,735	\$ 5,684,578,950	\$ 29,835,215	0.528%
Taxable Value Tax Rate	12.76	12.77	0.01	0.099%

**Summary by Fund
2016 Adopted Budget**

	Appropriations	Estimated Revenue	Appropriated Fund Balance	Property Tax Support
<u>General Fund</u>				
General Operating Departments	\$114,486,216	\$116,682,856	-	\$ (2,196,640)
Social Services	116,788,962	56,071,093	-	60,717,869
<u>Enterprise Funds</u>				
Aviation	3,999,826	3,714,440	-	285,386
Public Transportation	12,095,250	10,594,043	-	1,501,207
Solid Waste Management	10,212,894	10,187,954	24,940	-
Willow Point Nursing Home	29,904,762	29,904,762	-	-
<u>Internal Service Funds</u>				
Central Food and Nutrition	4,546,992	4,546,992	-	-
Fleet Management	1,296,653	1,096,204	200,449	-
Health Insurance	49,319,729	46,578,894	2,740,835	-
Risk Management	2,131,655	2,131,655	-	-
Workers Compensation	3,739,857	3,739,857	-	-
<u>Special Revenue Funds</u>				
County Library	1,997,090	843,529	-	1,153,561
Road Machinery	2,660,859	87,766	-	2,573,093
County Road	10,344,970	3,575,252	-	6,769,718
Veterans' Arena	1,627,104	966,523	-	660,581
Enjoie Golf Course	943,765	950,945	(7,180)	-
<u>Total All Funds</u>	<u>\$366,096,584</u>	<u>\$291,672,765</u>	<u>\$2,959,044</u>	<u>\$71,464,775</u>
<u>Provision for Uncollected Taxes</u>				<u>\$700,000</u>
<u>Total Property Tax Levy</u>				<u>\$72,164,775</u>
	Appropriations	Estimated Revenue	Appropriated Fund Balance	Property Tax Support
2015 Totals	\$365,707,967	\$287,213,703	\$8,361,150	\$70,833,114
2016 Change from 2015 in dollars	388,617	4,459,062	(5,402,106)	1,331,661
2016 Change from 2015 as percentage	0.11%	1.55%	-64.61%	1.88%
	2015	2016	Change (in Dollars)	Change (as Percentage)
Real Property Full Value	\$ 9,527,423,490	\$ 9,762,207,432	\$ 234,783,942	2.464%
Full Value Tax Rate	7.43	7.39	(0.04)	-0.570%
Real Property Taxable Value	\$ 5,639,939,495	\$ 5,654,743,735	\$ 14,804,240	0.262%
Taxable Value Tax Rate	12.56	12.76	0.20	1.613%

Summary by Fund
2015 Adopted Budget

	Appropriations	Estimated Revenue	Appropriated Fund Balance	Property Tax Support
<u>General Fund</u>				
General Operating Departments	\$113,143,553	\$114,813,519	\$4,928,191	\$ (6,598,157)
Social Services	118,148,775	54,777,625	-	63,371,150
<u>Enterprise Funds</u>				
Aviation	4,177,563	3,927,988	-	249,575
Public Transportation	12,689,001	10,746,809	-	1,942,192
Solid Waste Management	9,921,006	9,641,359	279,647	-
Willow Point Nursing Home	29,385,948	29,385,948	-	-
<u>Internal Service Funds</u>				
Central Food and Nutrition	4,316,141	4,542,339	(226,198)	-
Fleet Management	1,380,653	1,284,750	95,903	-
Health Insurance	49,590,607	46,404,082	3,186,525	-
Risk Management	2,121,261	2,121,261	-	-
Workers Compensation	3,737,422	3,737,422	-	-
<u>Special Revenue Funds</u>				
County Library	1,996,263	811,974	-	1,184,289
Road Machinery	2,663,271	142,986	100,000	2,520,285
County Road	9,805,439	3,061,411	-	6,644,028
Veterans' Arena	1,679,036	859,284	-	819,752
Enjoie Golf Course	952,028	954,946	(2,918)	-
<u>Total All Funds</u>	\$365,707,967	\$287,213,703	\$8,361,150	\$70,133,114
<u>Provision for Uncollected Taxes</u>				\$700,000
<u>Total Property Tax Levy</u>				\$70,833,114
	Appropriations	Estimated Revenue	Appropriated Fund Balance	Property Tax Support
2014 Totals	\$376,066,612	\$300,822,646	\$6,833,743	\$69,110,223
Change from 2014-dollars	(10,358,645)	(13,608,943)	1,527,407	1,722,891
Change from 2014-percentage	-2.75%	-4.52%	22.35%	2.49%
	2014	2015	Change (in Dollars)	Change (as Percentage)
Real Property Full Value	\$ 9,386,690,111	\$ 9,527,423,490	\$ 140,733,379	1.499%
Full Value Tax Rate	7.36	7.43	0.07	0.979%
Real Property Taxable Value	\$ 5,581,341,663	\$ 5,639,939,495	\$ 58,597,832	1.050%
Taxable Value Tax Rate	12.38	12.56	0.18	1.428%

**Summary by Fund
2014 Adopted Budget**

	Appropriations	Estimated Revenue	Appropriated Fund Balance	Property Tax Support
<u>General Fund</u>				
General Operating Departments	\$116,736,531	\$124,154,779	\$2,111,808	\$ (9,530,056)
Social Services	122,607,819	56,906,058	-	65,701,761
<u>Enterprise Funds</u>				
Aviation	4,211,592	3,883,205	-	328,387
Public Transportation	12,573,301	11,070,622	-	1,502,679
Solid Waste Management	9,994,165	9,640,546	353,619	-
Willow Point Nursing Home	30,218,439	30,218,439	-	-
<u>Internal Service Funds</u>				
Central Food and Nutrition	4,786,221	4,941,173	(154,952)	-
Fleet Management	1,331,497	1,332,844	(1,347)	-
Health Insurance	50,229,732	47,655,117	2,574,615	-
Risk Management	2,116,938	2,116,938	-	-
Workers Compensation	3,726,083	3,726,083	-	-
<u>Special Revenue Funds</u>				
County Library	2,149,760	808,583	150,000	1,191,177
Road Machinery	2,566,302	37,101	300,000	2,229,201
County Road	10,275,826	2,732,037	1,500,000	6,043,789
Veterans' Arena	1,597,887	654,602	-	943,285
Enjoie Golf Course	944,519	944,519	-	-
Total All Funds	\$376,066,612	\$300,822,646	\$6,833,743	\$68,410,223
<u>Provision for Uncollected Taxes</u>				\$700,000
Total Property Tax Levy				\$69,110,223
	Appropriations	Estimated Revenue	Appropriated Fund Balance	Property Tax Support
2013 Totals	\$365,838,674	\$292,871,018	\$5,783,336	\$67,906,109
2014 Change from 2013 in dollars	10,227,938	7,951,628	1,050,407	1,204,114
2014 Change from 2013 as percentage	2.80%	2.72%	18.16%	1.77%
	2013	2014	Change (in Dollars)	Change (as Percentage)
Real Property Full Value	\$ 9,374,314,876	\$ 9,386,690,111	\$ 12,375,235	0.132%
Full Value Tax Rate	7.24	7.36	0.12	1.639%
Real Property Taxable Value	\$ 5,549,707,486	\$ 5,581,341,663	\$ 31,634,177	0.570%
Taxable Value Tax Rate	12.24	12.38	0.15	1.196%

This page is intentionally left blank

General Government

<u>Department/Division</u>	<u>Page</u>	<u>Department/Division</u>	<u>Page</u>
Legislative Board		Information Technology	
Clerk of the Legislature	2	Information Services	69
Legislature	7	Communication Services	76
Executive		Law	
Executive	10	Law	80
County Clerk		Law—DSS Legal Unit	86
Records	15	Personnel	91
Motor Vehicles	21	Public Defender	99
Records Management	25	Public Works	
District Attorney	29	Administration	105
Audit and Control		Buildings and Grounds	110
Audit and Control	35	Engineering	115
Weights and Measures	40	Fleet Management	120
Central Foods and Nutrition Services	44	Purchasing	126
Coroners	51	Real Property Tax Services	132
Elections	55	Risk and Insurance	
Office of Management and Budget	61	Risk Management	139
		Health Insurance	145
		Workers Compensation	148

Legislature

Legislators (15)
(Elected)

Chairman
Board of Acquisition and Contract
Capital Program Advisory Committee

Legislative Board

Committees

- County Administration
- Economic Development, Education and Culture
- Finance
- Health and Human Services
- Personnel
- Public Safety and Emergency Services
- Public Works and Transportation

Research Support

Clerk of the Legislature

Legislative Support

- Local Laws and Resolutions
- Legislative Minutes
- Committee Minutes
- Journal of Proceedings
- Records Management
- Clerical / Secretarial Support
- Administration
- Ethics Disclosure Processing
- Freedom of Information Law (FOIL)

Legislature Legislative Clerk

Mission Statement

The Clerk of the Legislature supervises and coordinates daily activities of the office of the Legislature.

Description

This office drafts and distributes all legislation to appropriate committees, processes, certifies, and disseminates all legislation, provides minutes of all legislative sessions and all committee meetings, prepares and files the required documentation on all approved local laws with the Secretary of State and provides clerical and secretarial support to the individual Legislators. Prepares, maintains, and distributes the Directory of Federal, State, County, and Municipal Officials and a desk blotter-style quick directory.

The Clerk also serves as the Records Access Officer for Broome County Government, processing Freedom of Information Requests on a continual basis.

Maintains and distributes updates to the county's Charter and Administrative Code.

Provides support to the Agricultural and Farmland Protection Board.

Serves as support staff to the Board of Ethics by maintaining, distributing, collecting and submitting for review by the Board, the annual Financial Disclosure Statement, which nearly 200 County officials are required to complete.

2018 Objectives

- Continue to improve the paperless process by which resolution requests are submitted.
- Continue to improve the paperless process for the distribution of resolution and agendas to County personnel.
- Continue to make the business of the Legislature accessible to the public using the County website and social media.
- Continue to make accessing public records as easy as possible for the public using a well-designed paper form and an on-line submission form.
- Enhance the capabilities of the office and the Legislative Assistant using student interns.
- Continue highlighting the community through initiatives such as the Veterans of Distinction program, the Agricultural Celebration and the Community Art Series.

2018 Budget Highlights

- In the 2018 budget, this office has restricted expenses wherever possible.

Legislature 12010001

Clerk

<u>Title of Position</u>	<u>Grade/Unit</u>	2016 <u>Actuals</u>	7/5/2017 Current <u>Authorized</u>	2018 <u>Requested</u>	2018 <u>Recommended</u>	2018 <u>Adopted</u>
<u>Full-Time Positions</u>						
Clerk of the County Legislature	E Admin	1	1	1	1	1
Deputy Clerk of the County Legislature	19 Admin	0	1	1	1	1
Deputy Clerk of the County Legislature	18 Admin	1	0	0	0	0
Second Deputy Clerk of the County Legislature	15 Admin	0	1	1	1	1
Second Deputy Clerk of the County Legislature	14 Admin	1	0	0	0	0
Total Full-Time Positions		3	3	3	3	3
<u>Part-Time Positions</u>						
None						
Total Part-Time Positions		0	0	0	0	0
Total Positions		3	3	3	3	3

BROOME COUNTY GOVERNMENT
 REVENUE AND APPROPRIATION SUMMARY
 BY DEPARTMENT AND DIVISION

FUND: 1010 General Operating
 DEPT: 12000000 Legislative
 DIV: 01 Legislative-Clerk

Account	2016 Actuals	2017 Budget	2017 YTD Actuals As of 11/03/17	2018 Budget Requested	2018 Budget Recommended	2018 Budget Adopted
12000000 Legislative						
0000006 Sale of Prop and Comp for Loss						
5000512 MINOR SALES OTHER	655	600	368	600	600	600
0000006 Sale of Prop and Comp for Loss Totals	655	600	368	600	600	600
0000007 Misc Interfund Revenues						
5000545 CREDIT CARD REBATES	15	0	11	0	0	0
0000007 Misc Interfund Revenues Totals	15	0	11	0	0	0
Rev Total for Div: 1201	670	600	379	600	600	600
0000010 Personnel Service						
6001000 SALARIES FULL-TIME	165,555	172,118	135,987	167,139	167,139	167,139
6001002 SALARIES TEMPORARY	0	2,500	0	0	0	0
0000010 Personnel Service Totals	165,555	174,618	135,987	167,139	167,139	167,139
0000040 Contractual Expenditures						
6004010 BOOKS AND SUBSCRIPTIONS	339	315	156	339	339	339
6004011 DUPLICATING AND PRINTING RM SU	1,052	0	0	0	0	0
6004012 OFFICE SUPPLIES	1,197	2,257	1,690	1,800	1,800	1,800
6004100 POSTAGE AND FREIGHT	18	50	0	50	50	50
6004105 DUES AND MEMBERSHIPS	150	150	150	150	150	150
6004106 GENERAL OFFICE EXPENSES	1,538	1,750	285	1,500	1,500	1,500
6004131 PHOTOGRAPHIC EXPENSES	185	225	225	0	0	0
6004137 ADVERTISING AND PROMOTION EXPE	885	1,200	504	1,200	1,200	1,200
6004162 EDUCATION AND TRAINING	710	1,000	450	1,000	1,000	1,000
6004196 COPYING MACHINE RENTALS	630	2,100	1,750	2,100	2,100	2,100
6004541 STENOGRAPHIC SERVICES	400	600	400	600	600	600
6004573 OTHER FEES FOR SERVICES	2,400	3,000	0	2,500	2,500	2,500
0000040 Contractual Expenditures Totals	9,504	12,647	5,610	11,239	11,239	11,239
0000041 Chargeback Expenses						

REPORT:BP033

BROOME COUNTY GOVERNMENT
REVENUE AND APPROPRIATION SUMMARY
BY DEPARTMENT AND DIVISION

FUND: 1010 General Operating
DEPT: 12000000 Legislative
DIV: 01 Legislative-Clerk

Account	2016 Actuals	2017 Budget	2017 YTD Actuals As of 11/03/17	2018 Budget Requested	2018 Budget Recommended	2018 Budget Adopted
6004602 INSURANCE PREMIUM CHARGEBACK	150	150	111	165	165	165
0000041 Chargeback Expenses Totals	150	150	111	165	165	165
0000060 Principal on Indebtedness						
6006008 PRINCIPAL ON CAPITAL LEASE	1,181	0	0	0	0	0
0000060 Principal on Indebtedness Totals	1,181	0	0	0	0	0
0000070 Interest on Indebtedness						
6007005 INTEREST ON CAPITAL LEASE	289	0	0	0	0	0
0000070 Interest on Indebtedness Totals	289	0	0	0	0	0
0000080 Employee Benefits						
6008001 STATE RETIREMENT	30,969	30,609	24,166	30,118	30,118	30,118
6008002 SOCIAL SECURITY	12,248	13,358	9,943	12,786	12,786	12,786
6008004 WORKERS COMPENSATION	531	530	396	457	457	457
6008006 LIFE INSURANCE	45	60	38	45	45	45
6008007 HEALTH INSURANCE	21,392	16,461	21,469	29,851	29,851	29,851
6008009 RETIREE HEALTH INSURANCE	15,433	15,432	10,288	15,377	15,377	15,377
0000080 Employee Benefits Totals	80,618	76,450	66,300	88,634	88,634	88,634
Exp Total for Div: 1201	257,297	263,865	208,008	267,177	267,177	267,177
Total for Div: 12000000	-256,627	-263,265	-207,629	-266,577	-266,577	-266,577

Legislature Legislature

Mission Statement

The Broome County Legislature is the policy-making body and taxing authority of Broome County Government. The Legislature is comprised of 15 elected Legislators each representing a district. Through its power to legislate and approve appropriations, the County Legislature shapes the direction of Broome County Government. The Broome County Charter further defines the duties and powers of the Legislature.

Description

The county legislature is responsible for the adoption of all local legislation and the levy of property taxes to fund county governmental operations. Other specific powers include the power to make appropriations, incur indebtedness, and adopt an annual budget, to create, alter, combine or abolish positions (job titles) except those units headed by elected officials, to confirm appointments by the County Executive, to adopt the equalization rates for the City of Binghamton and the 16 towns within the County and to award all contracts for professional services exceeding \$15,000.

The Chair of the Legislature presides at meetings of the county legislature and appoints all standing and ad hoc committees. The Chair is an ex-officio member of every committee. Additionally, the Chair is a member of the Board of Acquisition and Contract (BAC) and several advisory boards pursuant to the provisions of the Broome County Charter.

The Chair of the Finance Committee, the Chair of the Public Works and Transportation Committee and the Chair of the Legislature are all members of the Capital Project Advisory Committee.

The Legislative Assistants provide research and support to the Chair, the Committees, and Legislators and facilitates activities and initiatives of the Legislature.

2018 Objectives

- Carefully scrutinize all County spending with the specific goal of controlling property taxes.
- Work to create an atmosphere that will promote economic development within the County and region to enhance the County's tax base and employment opportunities.
- Review County Departments and services to determine where administration and other functions can be consolidated.
- Consider all possible opportunities for the most efficient delivery of services, including sharing of resources and services with municipalities.
- Work to improve the quality of life for residents of Broome County.

2018 Budget Highlights

- In the 2018 budget the Legislature has restricted expenses wherever possible.

Legislature 12020001

Board

		7/5/2017				
<u>Title of Position</u>	<u>Grade/Unit</u>	2016 <u>Actuals</u>	Current <u>Authorized</u>	2018 <u>Requested</u>	2018 <u>Recommended</u>	2018 <u>Adopted</u>
<u>Full-Time Positions</u>						
Legislative Assistant	23 Admin	0	2	2	2	2
Legislative Assistant	22 Admin	1	0	0	0	0
Total Full-Time Positions		1	2	2	2	2
<u>Part-Time Positions</u>						
Chairman*/County Legislator	Elected	1	1	1	1	1
County Legislator	Elected	14	14	14	14	14
Total Part-Time Positions		15	15	15	15	15
Total Positions		16	17	17	17	17

* Elected by peers

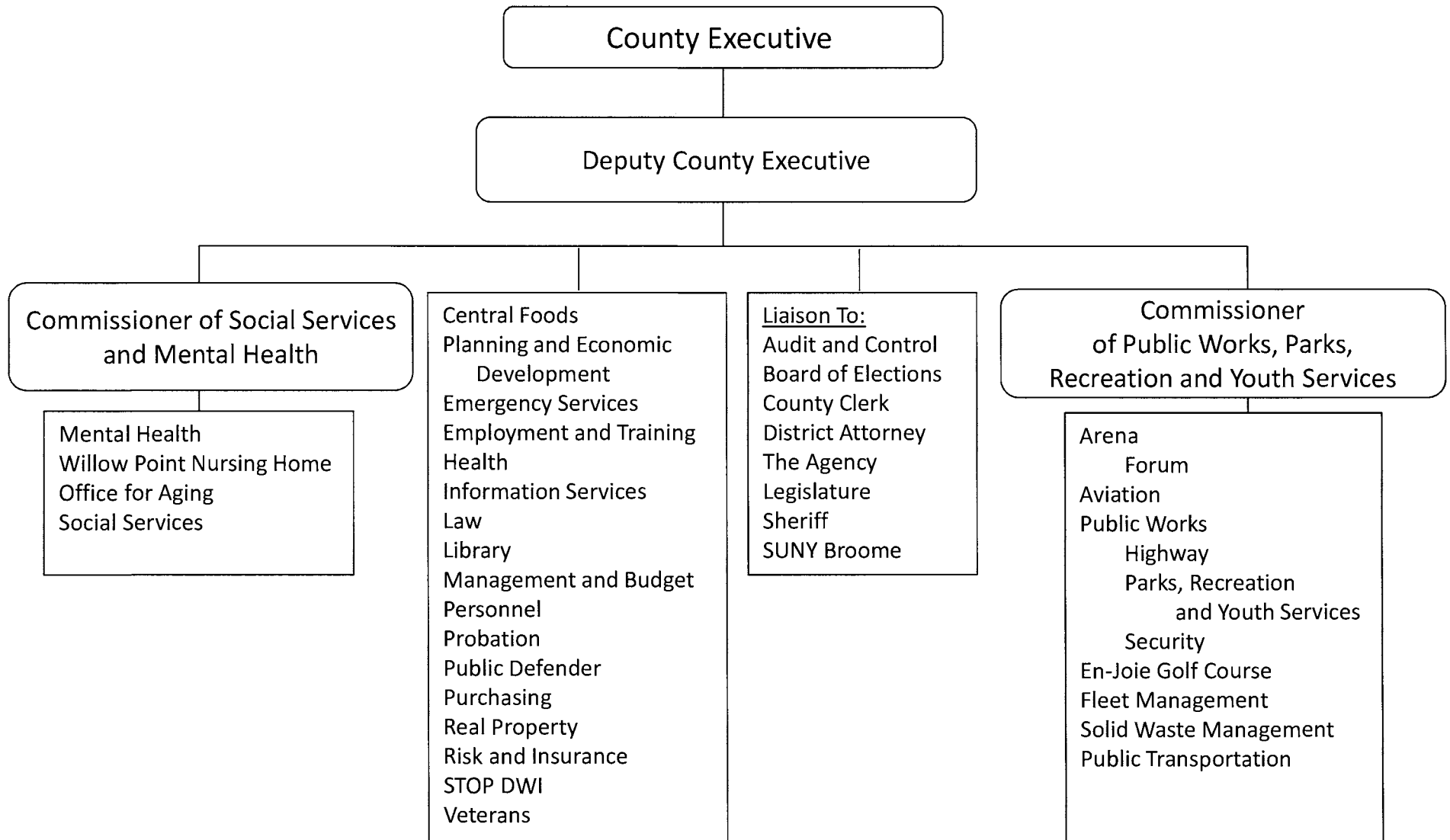
REPORT:BP033

BROOME COUNTY GOVERNMENT
 REVENUE AND APPROPRIATION SUMMARY
 BY DEPARTMENT AND DIVISION

FUND: 1010 General Operating
 DEPT: 12000000 Legislative
 DIV: 02 Legislative-Legislature

Account	2016 Actuals	2017 Budget	2017 YTD Actuals As of 11/03/17	2018 Budget Requested	2018 Budget Recommended	2018 Budget Adopted
0000010 Personnel Service						
6001000 SALARIES FULL-TIME	54,383	113,026	84,634	117,285	117,285	117,285
6001001 SALARIES PART-TIME	193,355	195,000	157,500	195,000	195,000	195,000
0000010 Personnel Service Totals	247,738	308,026	242,134	312,285	312,285	312,285
0000040 Contractual Expenditures						
6004161 TRAVEL HOTEL AND MEALS	0	600	0	600	600	600
6004162 EDUCATION AND TRAINING	130	600	0	600	600	600
6004538 LEGAL CHARGES AND FEES	0	50,000	0	50,000	50,000	50,000
0000040 Contractual Expenditures Totals	130	51,200	0	51,200	51,200	51,200
0000041 Chargeback Expenses						
6004602 INSURANCE PREMIUM CHARGEBACK	449	449	338	490	490	490
0000041 Chargeback Expenses Totals	449	449	338	490	490	490
0000080 Employee Benefits						
6008001 STATE RETIREMENT	32,222	41,804	33,711	44,954	44,954	44,954
6008002 SOCIAL SECURITY	17,372	23,560	16,816	23,890	23,890	23,890
6008004 WORKERS COMPENSATION	1,593	1,589	1,193	1,371	1,371	1,371
6008006 LIFE INSURANCE	222	255	198	255	255	255
6008007 HEALTH INSURANCE	50,180	60,422	55,944	73,373	73,373	73,373
6008009 RETIREE HEALTH INSURANCE	93,867	92,548	63,001	96,002	96,002	96,002
0000080 Employee Benefits Totals	195,456	220,178	170,863	239,845	239,845	239,845
Exp Total for Div: 1202	443,773	579,853	413,335	603,820	603,820	603,820
Total for Div: 12000000	-443,773	-579,853	-413,335	-603,820	-603,820	-603,820
Total for Dept: 12000000	-700,400	-843,118	-620,964	-870,397	-870,397	-870,397

County Executive



County Executive

Mission Statement

To efficiently and effectively manage the operations and capital, operating and grant budgets of all county departments and to provide residents with quality services creating a high quality of life in a cost effective manner.

Description

The office and duties of the County Executive are established by Article III, Sections 301-312 of the Broome County Charter adopted November 1968. The County Executive is the Chief Executive Officer and administrative head of Broome County government. The County Executive is an elected position serving a four-year term.

The County Executive oversees all County departments. He is also responsible for communicating information regarding county services, programs, activities, and public policy to county employees, the public, and local, state and federal elected officials.

The County Executive is responsible for implementing local laws and resolutions as defined in the Broome County Charter and Code. The County Executive supervises and directs the internal organization and administration of all department and other administrative units. In addition, the County Executive appoints members to various county boards and commissions.

2018 Objectives

- To work closely with all levels of government, internal departments and community partners to meet challenges posed by current economic conditions. The Executive's Office

will strive to maintain the quality services that residents deserve. All services will continue to be constantly evaluated to ensure they are provided in the most cost effective manner. The administration and department heads are tasked with doing more with less having as little impact to the public as possible.

- To enhance economic development, the Executive's Office will continue to contain property taxes by efficient operations within county government. These efforts will include, but are not limited to
 - Enforcement of strict guidelines and accountability for spending by all county departments.
 - Emphasis of increased efficiency of all departments improving performance and reducing expenses.
 - Monitoring all capital projects for completion and quality.
 - Ensuring current and planned projects fit within the current economic model and are sustainable in the near as well as foreseeable future.
 - Creating and promoting strategies to make the Greater Binghamton Area a viable place for investment.

2018 Budget Highlights

- A Deputy County Executive position remains unfunded in the 2018 budget.

Executive 05000001

<u>Title of Position</u>	<u>Grade/Unit</u>	2016 <u>Actuals</u>	As of 7/5/2017 Current <u>Authorized</u>	2018 <u>Requested</u>	2018 <u>Recommended</u>	2018 <u>Adopted</u>
<u>Full-Time Positions</u>						
County Executive	Elected	1	1	1	1	1
Deputy County Executive*	K Admin	2	2	2	2	2
Executive Asst. to the County Executive	22 Admin	2	2	2	2	2
Secretary to Deputy County Executive	14 Admin	1	1	1	1	1
Administrative Asst. to the County Executive	12 Admin	1	1	1	1	1
Total Full-Time Positions		7	7	7	7	7
<u>Part-Time Positions</u>						
None						
Total Part-Time Positions		0	0	0	0	0
Total Positions		7	7	7	7	7

*One position unfunded since 2015

REPORT:BP032

BROOME COUNTY GOVERNMENT
 REVENUE AND APPROPRIATION SUMMARY BY DEPARTMENT

FUND: 1010 General Operating
 DEPT: 05000000 County Executive

Account	2016 Actuals	2017 Budget	2017 YTD Actuals As of 11/03/17	2018 Budget Requested	2018 Budget Recommended	2018 Budget Adopted
0000002 Departmental Income						
5000332 INDIRECT COSTS CHARGEBACK	1,548,384	1,571,515	0	1,543,168	1,543,168	1,543,168
5000333 OTHER DEPARTMENTAL CHARGEBACK	0	3,907	0	3,907	3,907	3,907
5000340 Int Gov'tl Charges - Excess Bu	1,365,943	0	0	0	0	0
0000002 Departmental Income Total	2,914,327	1,575,422	0	1,547,075	1,547,075	1,547,075
0000007 Misc Interfund Revenues						
5000545 CREDIT CARD REBATES	31	0	0	0	0	0
0000007 Misc Interfund Revenues Total	31	0	0	0	0	0
Rev Totals for Dept: 05000000	2,914,358	1,575,422	0	1,547,075	1,547,075	1,547,075
0000010 Personnel Service						
6001000 SALARIES FULL-TIME	373,640	364,141	314,455	362,395	362,395	362,395
6001002 SALARIES TEMPORARY	55,428	62,301	15,189	62,972	62,972	62,972
0000010 Personnel Service Totals	429,068	426,442	329,644	425,367	425,367	425,367
0000040 Contractual Expenditures						
6004010 BOOKS AND SUBSCRIPTIONS	420	455	87	450	450	450
6004012 OFFICE SUPPLIES	2,479	2,000	507	2,000	2,000	2,000
6004030 FOOD AND BEVERAGES	415	500	210	400	400	400
6004073 SUBSCRIPTIONS	212	0	348	0	0	0
6004100 POSTAGE AND FREIGHT	0	50	0	50	50	50
6004106 GENERAL OFFICE EXPENSES	256	0	0	0	0	0
6004137 ADVERTISING AND PROMOTION EXPE	548	200	212	200	200	200
6004160 MILEAGE AND PARKING-LOCAL	446	600	0	400	400	400
6004161 TRAVEL HOTEL AND MEALS	968	2,000	0	1,425	1,425	1,425
6004162 EDUCATION AND TRAINING	0	400	0	400	400	400
6004196 COPYING MACHINE RENTALS	1,173	3,100	2,261	3,100	3,100	3,100
0000040 Contractual Expenditures Totals	6,917	9,305	3,625	8,425	8,425	8,425

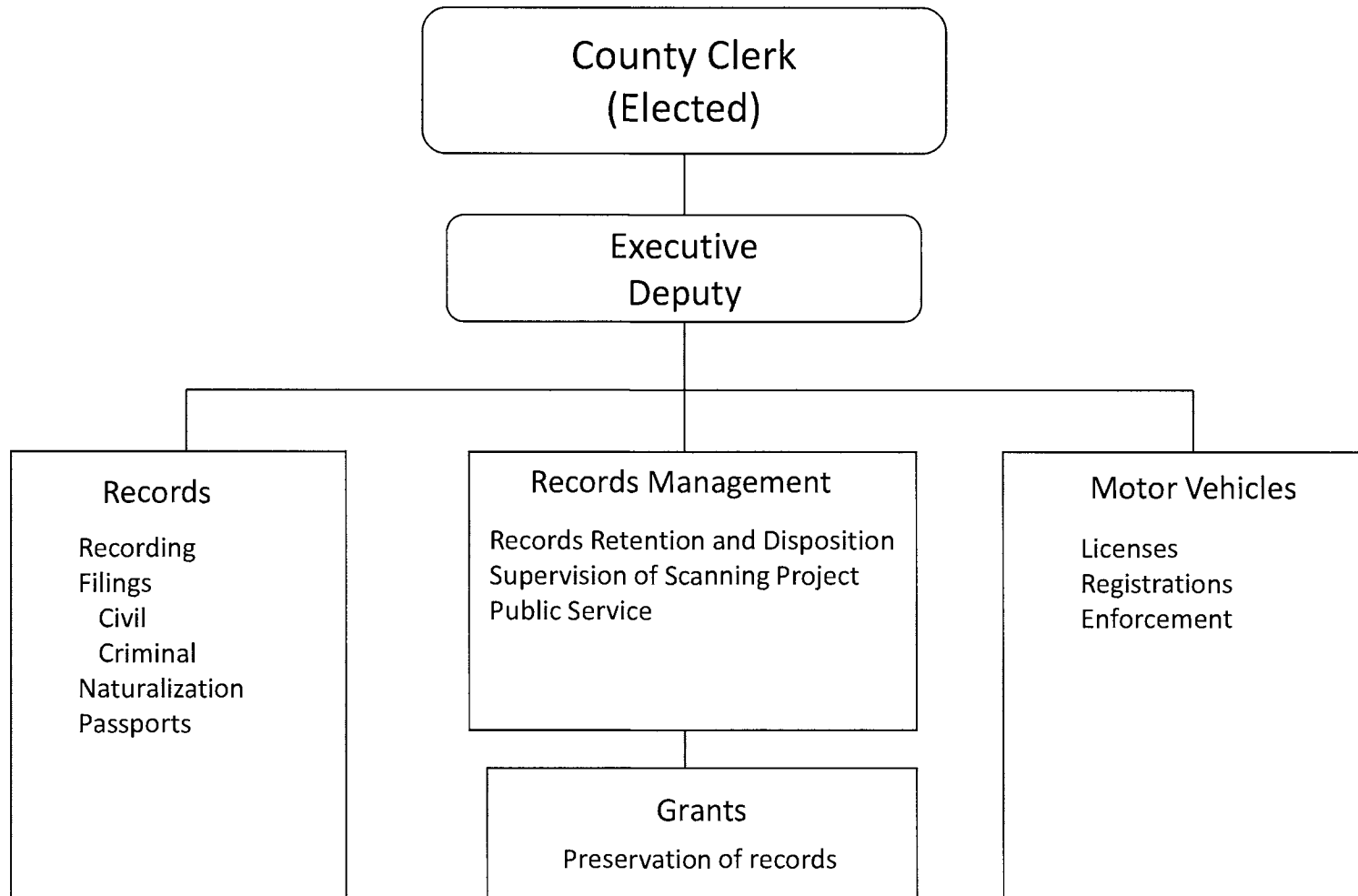
REPORT:BP032

BROOME COUNTY GOVERNMENT
REVENUE AND APPROPRIATION SUMMARY BY DEPARTMENT

FUND: 1010 General Operating
DEPT: 05000000 County Executive

Account	2016 Actuals	2017 Budget	2017 YTD Actuals As of 11/03/17	2018 Budget Requested	2018 Budget Recommended	2018 Budget Adopted
0000041 Chargeback Expenses						
6004602 INSURANCE PREMIUM CHARGEBACK	352	355	266	392	392	392
0000041 Chargeback Expenses Totals	352	355	266	392	392	392
0000060 Principal on Indebtedness						
6006008 PRINCIPAL ON CAPITAL LEASE	1,733	0	0	0	0	0
0000060 Principal on Indebtedness Totals	1,733	0	0	0	0	0
0000070 Interest on Indebtedness						
6007005 INTEREST ON CAPITAL LEASE	379	0	0	0	0	0
0000070 Interest on Indebtedness Totals	379	0	0	0	0	0
0000080 Employee Benefits						
6008001 STATE RETIREMENT	62,649	62,873	43,960	60,651	60,651	60,651
6008002 SOCIAL SECURITY	31,338	32,623	24,455	32,541	32,541	32,541
6008004 WORKERS COMPENSATION	2,189	2,159	1,619	1,617	1,617	1,617
6008006 LIFE INSURANCE	101	105	88	105	105	105
6008007 HEALTH INSURANCE	55,002	55,116	30,444	51,967	51,967	51,967
6008009 RETIREE HEALTH INSURANCE	94,483	83,875	72,756	111,739	111,739	111,739
0000080 Employee Benefits Totals	245,762	236,751	173,322	258,620	258,620	258,620
Exp Totals for Dept: 05000000	684,211	672,853	506,857	692,804	692,804	692,804
Total for Dept: 05000000	2,230,147	902,569	-506,857	854,271	854,271	854,271

County Clerk



County Clerk Records

Mission Statement

The County Clerk Office provides services for the efficient filing and recording of documents as required by the constitution and laws of New York State. Organizational mandates are frequently reviewed for relevance, revision or deletion as appropriate according to NYS statute.

The County Clerk Office is a multi-service government agency and acts as an agent for federal, state and local government.

Description

The County Clerk is an elected position serving a four-year term. The Clerk is also the Chief Clerk of the Supreme Court and as such has the responsibility of filing both civil and criminal records. This office provides the necessary services for the efficient filing and recording of land record documents, lien filing, acceptance of passport applications and naturalization of citizens as required by the State of New York and the federal government and is one of the few in New York State offering records for sale over the internet. The office also collects significant operating revenues for other County departments; court fines for STOP-DWI, mortgage tax for the Office for Aging; and transfer tax for the Veterans Service Agency.

2018 Objectives

Our major objective in 2018 is to continue our program of scanning court records with the goal of making them available online within the same search program used for deeds and mortgages. We will continue to promote increased usage of the e-filing program for certain types of court actions and we will continue to use and promote e-recording for deeds and mortgages.

2018 Budget Highlights

- The office revenues will continue to exceed expenses.
- The office will continue to work with the New York State Unified Court system to integrate our respective e-filing systems into a seamless unit.
- The office will work with the Office of Court Administration and the local Bar Association to continue the implementation of mandatory e-filing of civil actions.
- The office will explore expansion of the e-recording of deeds and mortgages.
- Our office will continue to work with our Records Management division to reduce and eventually eliminate the filing of certain types of paper records as we move toward complete electronic data storage.
- Continue to provide accurate, efficient services to stakeholders: (local governments, the public, legal/courts, and other departments).

County Clerk/Records 04010001

<u>Title of Position</u>	<u>Grade/Unit</u>	<u>2016 Actuals</u>	<u>As of 7/7/2017 Current Authorized</u>	<u>2018 Requested</u>	<u>2018 Recommended</u>	<u>2018 Adopted</u>
<u>Full-Time Positions</u>						
County Clerk	Elected	1	1	1	1	1
Executive Deputy County Clerk	C Admin	1	1	1	1	1
Deputy County Clerk	17 Admin	3	3	3	3	3
Secretary to the County Clerk	14 Admin	1	1	1	1	1
Senior Index Clerk	9 CSEA	2	2	2	2	2
Index Clerk	8 CSEA	4	4	4	4	4
Total Full-Time Positions		12	12	12	12	12
<u>Part-Time Positions</u>						
None						
Total Part-Time Positions		0	0	0	0	0
Total Positions		12	12	12	12	12

REPORT:BP033

BROOME COUNTY GOVERNMENT
REVENUE AND APPROPRIATION SUMMARY
BY DEPARTMENT AND DIVISION

FUND: 1010 General Operating
DEPT: 04000000 County Clerk
DIV: 01 County Clerk- Records

Account	2016 Actuals	2017 Budget	2017 YTD Actuals As of 11/03/17	2018 Budget Requested	2018 Budget Recommended	2018 Budget Adopted
04000000 County Clerk						
0000002 Departmental Income						
5000104 CLERK FEES	1,149,882	1,132,500	998,881	1,175,498	1,175,498	1,175,498
5000105 XEROX MACHINE	3,961	4,500	2,475	3,000	3,000	3,000
5000106 MORTGAGE TAX	400,268	396,711	297,542	380,045	380,045	380,045
5000107 MOTOR VEHICLE	74,249	0	0	0	0	0
5000220 REMOTE ACCESS CHARGE	65,182	62,000	50,224	65,000	65,000	65,000
5000426 MISCELLANEOUS	6,542	4,500	3,742	4,623	4,623	4,623
0000002 Departmental Income Totals	1,700,084	1,600,211	1,352,864	1,628,166	1,628,166	1,628,166
0000003 Use of Money						
5000451 INTEREST AND EARNINGS	148	150	125	145	145	145
0000003 Use of Money Totals	148	150	125	145	145	145
0000006 Sale of Prop and Comp for Loss						
5000518 SALE OF EQUIPMENT	14	0	0	0	0	0
0000006 Sale of Prop and Comp for Loss Totals	14	0	0	0	0	0
0000007 Misc Interfund Revenues						
5000545 CREDIT CARD REBATES	74	0	114	0	0	0
0000007 Misc Interfund Revenues Totals	74	0	114	0	0	0
Rev Total for Div: 0401	1,700,320	1,600,361	1,353,103	1,628,311	1,628,311	1,628,311
0000010 Personnel Service						
6001000 SALARIES FULL-TIME	537,116	549,168	444,285	544,491	544,491	544,491
0000010 Personnel Service Totals	537,116	549,168	444,285	544,491	544,491	544,491
0000040 Contractual Expenditures						
6004010 BOOKS AND SUBSCRIPTIONS	144	275	264	275	275	275

BROOME COUNTY GOVERNMENT
 REVENUE AND APPROPRIATION SUMMARY
 BY DEPARTMENT AND DIVISION

FUND: 1010 General Operating
 DEPT: 04000000 County Clerk
 DIV: 01 County Clerk- Records

Account	2016 Actuals	2017 Budget	2017 YTD Actuals As of 11/03/17	2018 Budget Requested	2018 Budget Recommended	2018 Budget Adopted
6004012 OFFICE SUPPLIES	4,394	8,460	4,776	7,500	5,500	5,500
6004030 FOOD AND BEVERAGES	206	300	98	300	300	300
6004041 PHOTOGRAPHIC SUPPLIES	225	2,005	445	594	594	594
6004056 COMPUTER EQUIPMENT(NON CAPITAL	347	0	0	400	400	400
6004100 POSTAGE AND FREIGHT	544	675	268	675	675	675
6004105 DUES AND MEMBERSHIPS	534	595	594	595	595	595
6004117 BUILDING AND GROUNDS EXPENSES	0	250	0	250	250	250
6004138 OTHER OPERATIONAL EXPENSES	0	21,652	0	0	0	0
6004160 MILEAGE AND PARKING-LOCAL	12	100	76	50	50	50
6004161 TRAVEL HOTEL AND MEALS	777	1,000	928	1,200	1,000	1,000
6004196 COPYING MACHINE RENTALS	607	3,900	3,250	3,894	3,894	3,894
0000040 Contractual Expenditures Totals	7,790	39,212	10,699	15,733	13,533	13,533
0000041 Chargeback Expenses						
6004602 INSURANCE PREMIUM CHARGEBACK	966	966	725	1,045	1,045	1,045
6004604 DPW SECURITY CHARGEBACKS	0	10,935	0	13,200	13,200	13,200
0000041 Chargeback Expenses Totals	966	11,901	725	14,245	14,245	14,245
0000060 Principal on Indebtedness						
6006008 PRINCIPAL ON CAPITAL LEASE	3,110	0	0	0	0	0
0000060 Principal on Indebtedness Totals	3,110	0	0	0	0	0
0000070 Interest on Indebtedness						
6007005 INTEREST ON CAPITAL LEASE	423	0	0	0	0	0
0000070 Interest on Indebtedness Totals	423	0	0	0	0	0
0000080 Employee Benefits						
6008001 STATE RETIREMENT	84,610	83,130	66,093	85,161	85,161	85,161
6008002 SOCIAL SECURITY	38,811	42,011	32,418	41,654	41,654	41,654
6008004 WORKERS COMPENSATION	19,657	22,530	16,898	23,220	23,220	23,220
6008006 LIFE INSURANCE	178	180	148	180	180	180
6008007 HEALTH INSURANCE	80,743	85,966	59,800	73,706	73,706	73,706
6008009 RETIREE HEALTH INSURANCE	119,472	125,514	83,131	166,052	166,052	166,052
6008010 DISABILITY INSURANCE	431	523	405	528	528	528
6008013 HEALTH INS - RETIRE INCENTIVE	6,379	0	0	0	0	0

REPORT:BP033

BROOME COUNTY GOVERNMENT
REVENUE AND APPROPRIATION SUMMARY
BY DEPARTMENT AND DIVISION

FUND: 1010 General Operating
DEPT: 04000000 County Clerk
DIV: 01 County Clerk- Records

Account	2016 Actuals	2017 Budget	2017 YTD Actuals As of 11/03/17	2018 Budget Requested	2018 Budget Recommended	2018 Budget Adopted
0000080 Employee Benefits Totals	350,281	359,854	258,893	390,501	390,501	390,501
Exp Total for Div: 0401	899,686	960,135	714,602	964,970	962,770	962,770
Total for Div: 04000000	800,634	640,226	638,501	663,341	665,541	665,541

County Clerk Motor Vehicles

Mission Statement

The Broome County Department of Motor Vehicles is a multi-service agency committed to acting as a liaison in fulfilling the legal responsibilities of New York State Department of Motor Vehicles and the Federal government, while serving the residents of Broome County in a courteous and timely manner.

Description

In 2018, the Department of Motor Vehicles will serve the public at two main offices

81 Chenango Street, Binghamton

137 Washington Avenue, Endicott

Our mobile offices in Conklin, Harpursville, Whitney Point and Windsor will remain open.

These offices may be asked to process as many as 700 customers a day, occasionally more!

2018 Objectives

Utilize our website more than in the past to educate the public and disseminate information concerning a variety of inquiries.

Serve the public in a courteous and timely manner. With regulations changing continually, we are always working to keep staff up to date

on state and federal regulations to provide consistent and accurate information to the public.

Educate the public on the Enhanced Driver License/Non-Driver ID option.

2018 Budget Highlights

- Staff will rotate between offices to enhance coverage and consistency.
- Saturday service will be provided in response to strong local demand.
- Competition from the New York State Department of Motor Vehicles via internet transactions continues to erode our revenue stream without a greater sharing of revenues occurs.
- Work with the New York State Association of County Clerks seeking to pass legislation which would increase our revenue retention allowed by the State of New York.

County Clerk/Motor Vehicles 04020001

<u>Title of Position</u>	<u>Grade/Unit</u>	<u>2016 Actuals</u>	<u>As of 7/7/2017 Current Authorized</u>	<u>2018 Requested</u>	<u>2018 Recommended</u>	<u>2018 Adopted</u>
<u>Full-Time Positions</u>						
Principal Motor Vehicle Clerk	11 CSEA	1	1	1	1	1
Senior Motor Vehicle Clerk	9 CSEA	3	3	3	3	3
Motor Vehicle Clerk	8 CSEA	8	8	8	8	8
Total Full-Time Positions		12	12	12	12	12
<u>Part-Time Positions</u>						
Motor Vehicle Clerk	8 CSEA	7	7	7	7	7
Total Part-Time Positions		7	7	7	7	7
Total Positions		19	19	19	19	19

BROOME COUNTY GOVERNMENT
 REVENUE AND APPROPRIATION SUMMARY
 BY DEPARTMENT AND DIVISION

FUND: 1010 General Operating
 DEPT: 04000000 County Clerk
 DIV: 02 County Clerk - Motor Vehicles

Account	2016 Actuals	2017 Budget	2017 YTD Actuals As of 11/03/17	2018 Budget Requested	2018 Budget Recommended	2018 Budget Adopted
0000002 Departmental Income						
5000107 MOTOR VEHICLE	2,042,292	2,250,000	1,756,112	2,231,804	2,231,804	2,231,804
5000108 COLLECTION OF SALES TAX	14,615	15,100	11,279	15,100	15,100	15,100
0000002 Departmental Income Totals	2,056,907	2,265,100	1,767,391	2,246,904	2,246,904	2,246,904
0000003 Use of Money						
5000451 INTEREST AND EARNINGS	64	60	42	60	60	60
0000003 Use of Money Totals	64	60	42	60	60	60
Rev Total for Div: 0402	2,056,971	2,265,160	1,767,433	2,246,964	2,246,964	2,246,964
0000010 Personnel Service						
6001000 SALARIES FULL-TIME	418,506	428,013	342,336	436,508	436,508	436,508
6001001 SALARIES PART-TIME	103,423	100,100	82,475	100,272	100,272	100,272
6001003 SALARIES OVERTIME	5,904	7,285	6,127	7,190	7,190	7,190
0000010 Personnel Service Totals	527,833	535,398	430,938	543,970	543,970	543,970
0000040 Contractual Expenditures						
6004010 BOOKS AND SUBSCRIPTIONS	773	772	773	772	772	772
6004012 OFFICE SUPPLIES	5,585	5,000	2,990	5,000	4,250	4,250
6004021 BLDG MAINTENANCE SUPPLIES	0	250	0	250	250	250
6004022 FUEL AND HEATING SUPPLIES	0	3,000	1,089	3,000	3,000	3,000
6004023 BLDG AND GROUNDS SUPPLIES	0	700	0	700	700	700
6004048 MISC OPERATIONAL SUPPLIES	3,463	1,033	4,123	0	0	0
6004106 GENERAL OFFICE EXPENSES	0	876	0	1,076	1,076	1,076
6004111 BUILDING AND LAND RENTAL	51,216	51,300	50,081	51,300	51,300	51,300
6004113 WATER AND SEWAGE CHARGES	0	0	0	2,000	2,000	2,000
6004115 ELECTRIC CURRENT	4,496	6,000	2,108	6,000	6,000	6,000
6004117 BUILDING AND GROUNDS EXPENSES	684	1,178	655	1,178	1,178	1,178
6004138 OTHER OPERATIONAL EXPENSES	0	620	260	3,620	3,620	3,620
6004160 MILEAGE AND PARKING-LOCAL	260	250	235	250	250	250
6004161 TRAVEL HOTEL AND MEALS	86	0	0	0	0	0
6004196 COPYING MACHINE RENTALS	577	0	577	0	0	0

REPORT:BP033

BROOME COUNTY GOVERNMENT
REVENUE AND APPROPRIATION SUMMARY
BY DEPARTMENT AND DIVISION

FUND: 1010 General Operating
DEPT: 04000000 County Clerk
DIV: 02 County Clerk - Motor Vehicles

Account	2016 Actuals	2017 Budget	2017 YTD Actuals As of 11/03/17	2018 Budget Requested	2018 Budget Recommended	2018 Budget Adopted
0000040 Contractual Expenditures Totals	67,140	70,979	62,891	75,146	74,396	74,396
0000041 Chargeback Expenses						
6004602 INSURANCE PREMIUM CHARGEBACK	872	869	652	949	949	949
6004604 DPW SECURITY CHARGEBACKS	21,853	10,936	16,403	13,200	13,200	13,200
6004615 GASOLINE CHARGEBACK	539	675	442	900	900	900
6004616 FLEET SERVICE CHARGEBACK	1,938	2,156	2,156	2,250	2,250	2,250
6004619 BUILDING SERVICE CHARGEBACK	17,190	35,000	20,348	37,975	37,975	37,975
0000041 Chargeback Expenses Totals	42,392	49,636	40,001	55,274	55,274	55,274
0000080 Employee Benefits						
6008001 STATE RETIREMENT	86,405	90,626	66,834	85,333	85,333	85,333
6008002 SOCIAL SECURITY	38,294	40,444	31,246	41,613	41,613	41,613
6008004 WORKERS COMPENSATION	5,842	6,631	4,748	5,994	5,994	5,994
6008006 LIFE INSURANCE	199	195	159	195	195	195
6008007 HEALTH INSURANCE	100,469	100,771	76,061	100,297	100,297	100,297
6008009 RETIREE HEALTH INSURANCE	117,654	132,781	80,149	120,150	120,150	120,150
6008010 DISABILITY INSURANCE	1,052	1,132	898	1,146	1,146	1,146
6008011 UNEMPLOYMENT INSURANCE	2,130	0	0	0	0	0
6008013 HEALTH INS - RETIRE INCENTIVE	5,884	0	0	0	0	0
0000080 Employee Benefits Totals	357,929	372,580	260,095	354,728	354,728	354,728
Exp Total for Div: 0402	995,294	1,028,593	793,925	1,029,118	1,028,368	1,028,368
Total for Div: 04000000	1,061,677	1,236,567	973,508	1,217,846	1,218,596	1,218,596

**County Clerk
Records Management**

Mission Statement

To systematically effect the efficient administration of Broome County records in accordance with relevant regulations, by carefully balancing value, use, security, and cost.

Description

The Records Management Division provides practical guidance and expertise to departments in the following capacities

- Determine retention and disposition of records.
- Review of requests for records storage.
- Coordinate all scanning projects for each department's records in the storage facility.
- Ensure compliance with New York State and Federal retention guidelines.

The Records Storage Facility is located at 1 N. Floral Ave, Binghamton. The Facility houses all inactive County records, (approximately 12,500 cubic feet), all original reels of microfilm and CD's, all Information Technology computer back-up, as well as some of the Records management office equipment.

The Records Management office is in the County office building in the County Clerk office. The Records Manager travels to the storage facility daily to retrieve and return county files as requested from various county departments. In addition to the physical storage of all County records, the Records Manager keeps a database with all records activity for all departments that use the storage facility. This technology

allows us to locate and retrieve any document for each department as needed.

This database also keeps track of all retention schedules and allows us to pull hundreds of boxes each year that can legally be destroyed.

2018 Objectives

- Application for a 2018 Local Government Records Management Improvement Fund grant submitted through Information Technology for shared services of several Towns, the City of Binghamton and Broome County Assessors' services.
- Work with Information Technology to implement a multi-year Capital Improvement Project to scan departmental records into an OnBase Document Management.
Once these records are scanned we will be able to have them legally shredded per the New York State Archives retention guidelines, eventually becoming a paperless system.

2018 Budget Highlights

- For 2018, the Records Management Division will continue to be responsible for the safe storage, retrieval and disposition of records per the New York State Archives Retention schedule.
- The Records Manager will continue to review and recommend the most efficient and effective ways to keep our records and will advise all departments during the year of 'best practices.'

County Clerk/Records Center 04030001

<u>Title of Position</u>	<u>Grade/Unit</u>	<u>2016 Actuals</u>	<u>As of 7/7/2017 Current Authorized</u>	<u>2018 Requested</u>	<u>2018 Recommended</u>	<u>2018 Adopted</u>
<u>Full-Time Positions</u>						
Records Management Officer	18 Admin	0	1	1	1	1
Senior Records Clerk	9 CSEA	1	0	0	0	0
Total Full-Time Positions		1	1	1	1	1
<u>Part-Time Positions</u>						
None						
Total Part-Time Positions		0	0	0	0	0
Total Positions		1	1	1	1	1

BROOME COUNTY GOVERNMENT
 REVENUE AND APPROPRIATION SUMMARY
 BY DEPARTMENT AND DIVISION

FUND: 1010 General Operating
 DEPT: 04000000 County Clerk
 DIV: 03 County Clerk- Records Mgmt

Account	2016 Actuals	2017 Budget	2017 YTD Actuals As of 11/03/17	2018 Budget Requested	2018 Budget Recommended	2018 Budget Adopted
0000010 Personnel Service						
6001000 SALARIES FULL-TIME	39,738	44,438	35,860	47,944	47,944	47,944
6001002 SALARIES TEMPORARY	0	0	0	8,987	8,987	8,987
0000010 Personnel Service Totals	39,738	44,438	35,860	56,931	56,931	56,931
0000040 Contractual Expenditures						
6004012 OFFICE SUPPLIES	56	300	45	300	300	300
6004020 DPW BLDG SERVICE SUPPLIES	199	0	0	0	0	0
6004022 FUEL AND HEATING SUPPLIES	7,035	15,000	6,152	11,500	11,500	11,500
6004023 BLDG AND GROUNDS SUPPLIES	0	100	0	100	100	100
6004106 GENERAL OFFICE EXPENSES	2,317	2,000	225	2,000	2,000	2,000
6004113 WATER AND SEWAGE CHARGES	381	300	223	300	300	300
6004115 ELECTRIC CURRENT	15,539	11,500	10,477	11,500	11,500	11,500
6004117 BUILDING AND GROUNDS EXPENSES	1,780	6,331	3,532	4,611	4,611	4,611
6004160 MILEAGE AND PARKING-LOCAL	330	500	302	500	500	500
6004161 TRAVEL HOTEL AND MEALS	0	0	20	500	500	500
6004193 HARDWARE MAINTENANCE	0	0	0	1,000	1,000	1,000
6004195 HARDWARE RENTAL	0	0	0	1,020	1,020	1,020
6004196 COPYING MACHINE RENTALS	994	950	826	924	924	924
0000040 Contractual Expenditures Totals	28,631	36,981	21,802	34,255	34,255	34,255
0000041 Chargeback Expenses						
6004619 BUILDING SERVICE CHARGEBACK	0	10,000	1,846	2,544	2,544	2,544
0000041 Chargeback Expenses Totals	0	10,000	1,846	2,544	2,544	2,544
0000080 Employee Benefits						
6008001 STATE RETIREMENT	7,483	7,885	6,375	9,604	9,604	9,604
6008002 SOCIAL SECURITY	2,868	3,393	2,614	4,356	4,356	4,356
6008006 LIFE INSURANCE	15	15	13	15	15	15
6008007 HEALTH INSURANCE	6,351	6,097	4,827	6,075	6,075	6,075
6008009 RETIREE HEALTH INSURANCE	17,284	20,577	13,718	20,503	20,503	20,503
6008010 DISABILITY INSURANCE	81	0	0	0	0	0
6008013 HEALTH INS - RETIRE INCENTIVE	3,292	0	0	0	0	0
0000080 Employee Benefits Totals	37,374	37,967	27,547	40,553	40,553	40,553

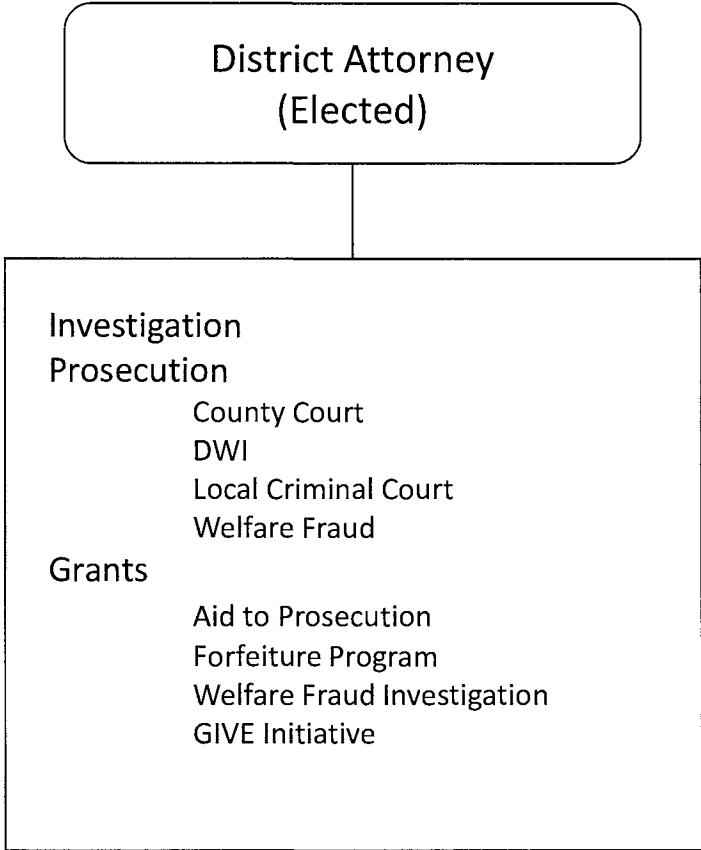
REPORT:BP033

BROOME COUNTY GOVERNMENT
REVENUE AND APPROPRIATION SUMMARY
BY DEPARTMENT AND DIVISION

FUND: 1010 General Operating
DEPT: 04000000 County Clerk
DIV: 03 County Clerk- Records Mgmt

Account	2016 Actuals	2017 Budget	2017 YTD Actuals As of 11/03/17	2018 Budget Requested	2018 Budget Recommended	2018 Budget Adopted
Exp Total for Div: 0403	105,743	129,386	87,055	134,283	134,283	134,283
Total for Div: 04000000	-105,743	-129,386	-87,055	-134,283	-134,283	-134,283
Total for Dept: 04000000	1,756,568	1,747,407	1,524,954	1,746,904	1,749,854	1,749,854

District Attorney



**District Attorney
Mission Statement**

Make Broome County Safe Again.

Description

The District Attorney's Office (DAO) has 23 Assistant District Attorney's (ADA's) that prosecute nearly 10,000 criminal, misdemeanor, and violation level offenses annually on behalf of the People of the State of New York and Broome County. The DAO also prosecutes more than 20,000 traffic tickets.

2018 Objectives

The DAO will continue to aggressively prosecute crime effectively and efficiently, while also using crime prevention and deterrent programs to reduce future crime.

The record rate of growth in the crime rate in Broome County slowed slightly from 2016 to 2017.

The DAO is currently prosecuting 1,400 felony cases, 4,300 misdemeanor cases, and 700 violation offenses with 22 ADAs.

The 4 full-time and 5 part-time police officers employed by the District Attorney as Investigators have aggressively been investigating criminal complaints which resulted in record number of arrests.

To restore law and order in Broome County, additional ADA's are needed to increase our effectiveness in prosecuting, punishing, deterring, and preventing crime. The aggressive prosecution of cases will continue to result in a reduction of crime.

Traffic Diversion Program

The program generated \$1.2 million dollars in revenue in 2017 and a slight increase is expected for 2018.

This program funds grants that pay the salaries of two ADAs and three Investigators, two traffic diversion assistants, and a criminal law associate.

Drug Diversion Programs

For those charged with a crime, we have increased the number of cases diverted to drug court which will prevent future crimes by helping addicts address their addiction issues and avoid jail and a criminal record.

For those not charged with a crime, we have helped addicts find long-term treatment through Operation SAFE which reduces crime and overdose deaths by getting addicts into treatment and off the street (where they commit crimes to pay for their addiction).

The First Step program provides parents access to free, confidential and reliable drug testing for their children for early detection of addictions.

2018 Budget Highlights

- Requested an ADAII to prosecute felony DWI cases.
- Hire an ADAII to prosecute cases in town and village courts.
- Hire a Secretary to handle cases in town and village courts.
- Hire ADAII and Legal Secretary to handle cases associated with Raise the Age legislation in family court (July 1-December 31).

District Attorney 06000001

<u>Title of Position</u>	<u>Grade/Unit</u>	2016 <u>Actuals</u>	As of 7/5/2017 <u>Current Authorized</u>	2018 <u>Requested</u>	2018 <u>Recommended</u>	2018 <u>Adopted</u>
<u>Full-Time Positions</u>						
District Attorney	Elected	1	1	1	1	1
Deputy District Attorney	AT-4	0	1	1	1	1
Senior Assistant District Attorney	AT-3	6	5	6	6	6
Assistant District Attorney II *	AT-2	5	5	7	6	6
Assistant District Attorney I	AT-1	4	4	4	4	4
Chief Investigator - DA	27 Admin	1	1	1	1	1
Community Relations Director	25 Admin	0	0	1	1	1
Administrative Assistant to the DA	22 Admin	1	1	0	0	0
Investigator - DA	22 Admin	3	3	3	3	3
Paralegal	15 Admin	1	0	0	0	0
Secretary to the DA**	14 Admin	1	2	4	4	4
Secretary	13 CSEA	3	3	3	3	3
Keyboard Specialist ***	8 CSEA	4	4	3	3	3
Total Full-Time Positions		30	30	34	33	33
<u>Part-Time Positions</u>						
Investigator - DA	22 Admin	1	1	1	1	1
Total Part-Time Positions		1	1	1	1	1
Total Positions		31	31	35	34	34

* One position funded July 1, 2017 for Raise the Age

** One position funded July 1, 2017 for Raise the Age

*** One position abolished in 2018

REPORT:BP032

BROOME COUNTY GOVERNMENT
REVENUE AND APPROPRIATION SUMMARY BY DEPARTMENT

FUND: 1010 General Operating
DEPT: 06000000 District Attorney

Account	2016 Actuals	2017 Budget	2017 YTD Actuals As of 11/03/17	2018 Budget Requested	2018 Budget Recommended	2018 Budget Adopted
0000002 Departmental Income						
5000245 FEE FOR TRAFFIC DIVERSION	100,000	100,000	100,000	100,000	100,000	100,000
5000333 OTHER DEPARTMENTAL CHARGEBACK	0	19,500	0	20,000	20,000	20,000
5000428 OTHER CHARGES	20,688	20,000	17,181	0	0	0
0000002 Departmental Income Total	120,688	139,500	117,181	120,000	120,000	120,000
0000007 Misc Interfund Revenues						
5000534 TRANSFER FROM INSURANCE RESERV	1,059	0	0	0	0	0
5000545 CREDIT CARD REBATES	118	0	124	0	0	0
5000546 Trust Account Inflows	1,601,011	0	0	0	0	0
0000007 Misc Interfund Revenues Total	1,602,188	0	124	0	0	0
0000008 State Aid						
5000801 DISTRICT ATTORNEY'S SALARY	72,189	72,189	72,189	72,189	72,189	72,189
5000808 OTHER STATE AID	0	0	0	68,311	68,311	68,311
0000008 State Aid Total	72,189	72,189	72,189	140,500	140,500	140,500
Rev Totals for Dept: 06000000	1,795,065	211,689	189,494	260,500	260,500	260,500
0000010 Personnel Service						
6001000 SALARIES FULL-TIME	1,891,626	1,912,860	1,504,473	2,125,744	2,060,212	2,060,212
6001001 SALARIES PART-TIME	20,415	24,685	24,566	24,790	24,790	24,790
6001002 SALARIES TEMPORARY	6,224	0	0	0	0	0
6001009 OTHER PERSONNEL SERVICES	0	0	4,397	0	0	0
0000010 Personnel Service Totals	1,918,265	1,937,545	1,533,436	2,150,534	2,085,002	2,085,002
0000040 Contractual Expenditures						
6004010 BOOKS AND SUBSCRIPTIONS	22,124	28,000	19,456	23,000	23,000	23,000
6004012 OFFICE SUPPLIES	11,456	19,148	7,356	3,000	3,000	3,000
6004023 BLDG AND GROUNDS SUPPLIES	0	0	944	2,000	2,000	2,000
6004030 FOOD AND BEVERAGES	206	0	0	0	0	0

REPORT:BP032

BROOME COUNTY GOVERNMENT
REVENUE AND APPROPRIATION SUMMARY BY DEPARTMENT

FUND: 1010 General Operating
DEPT: 06000000 District Attorney

Account	2016 Actuals	2017 Budget	2017 YTD Actuals As of 11/03/17	2018 Budget Requested	2018 Budget Recommended	2018 Budget Adopted
6004041 PHOTOGRAPHIC SUPPLIES	14	0	0	0	0	0
6004045 TRAINING AND EDUCATIONAL SUPPL	600	0	0	0	0	0
6004046 GAS OIL GREASE AND DIESEL FUEL	259	0	0	0	0	0
6004052 UNIFORMS	0	0	1,816	0	0	0
6004100 POSTAGE AND FREIGHT	1,020	1,500	1,301	1,500	1,500	1,500
6004105 DUES AND MEMBERSHIPS	1,875	2,275	2,335	3,500	3,500	3,500
6004106 GENERAL OFFICE EXPENSES	12,668	13,328	28,618	5,000	5,000	5,000
6004131 PHOTOGRAPHIC EXPENSES	109	1,200	2,165	1,200	1,200	1,200
6004136 OPERATIONAL EQUIPMENT REPAIRS	1,708	0	708	0	0	0
6004138 OTHER OPERATIONAL EXPENSES	971	0	1,939	0	0	0
6004139 Trust Account Outflows	956,856	0	0	0	0	0
6004160 MILEAGE AND PARKING-LOCAL	3,849	6,000	4,596	4,500	4,500	4,500
6004161 TRAVEL HOTEL AND MEALS	2,388	3,000	2,623	4,500	4,500	4,500
6004162 EDUCATION AND TRAINING	948	0	0	0	0	0
6004164 NON-EMPLOYEE TRAVEL HOTEL & ME	15,927	18,000	5,456	12,000	12,000	12,000
6004168 OTHER PERSONNEL EXPENSES	646	0	0	0	0	0
6004196 COPYING MACHINE RENTALS	4,533	7,300	15,755	21,000	21,000	21,000
6004200 PROPERTY LOSS	669	0	0	0	0	0
6004203 INSURANCE CLAIMS	390	0	0	0	0	0
6004402 LAB SERVICES	200	2,000	0	0	0	0
6004536 WITNESS EXPENSES	10,788	50,000	21,998	40,000	40,000	40,000
6004537 INVESTIGATIONS EXPENSES	2,648	5,000	6,450	15,000	15,000	15,000
6004541 STENOGRAPHIC SERVICES	83,333	75,000	48,241	60,000	60,000	60,000
6004542 SPECIAL PROSECUTOR EXPENSE	364,990	150,000	177,203	0	0	0
0000040 Contractual Expenditures Totals	1,501,175	381,751	348,960	196,200	196,200	196,200
0000041 Chargeback Expenses						
6004602 INSURANCE PREMIUM CHARGEBACK	32,166	38,262	28,697	5,159	5,159	5,159
6004615 GASOLINE CHARGEBACK	3,550	3,375	2,680	7,875	7,875	7,875
6004616 FLEET SERVICE CHARGEBACK	7,752	10,781	10,781	11,250	11,250	11,250
6004626 TRANSPORTATION SERVICES CHARGE	12,186	12,360	12,360	22,899	22,899	22,899
0000041 Chargeback Expenses Totals	55,654	64,778	54,518	47,183	47,183	47,183
0000060 Principal on Indebtedness						
6006008 PRINCIPAL ON CAPITAL LEASE	4,356	0	0	0	0	0
0000060 Principal on Indebtedness Totals	4,356	0	0	0	0	0

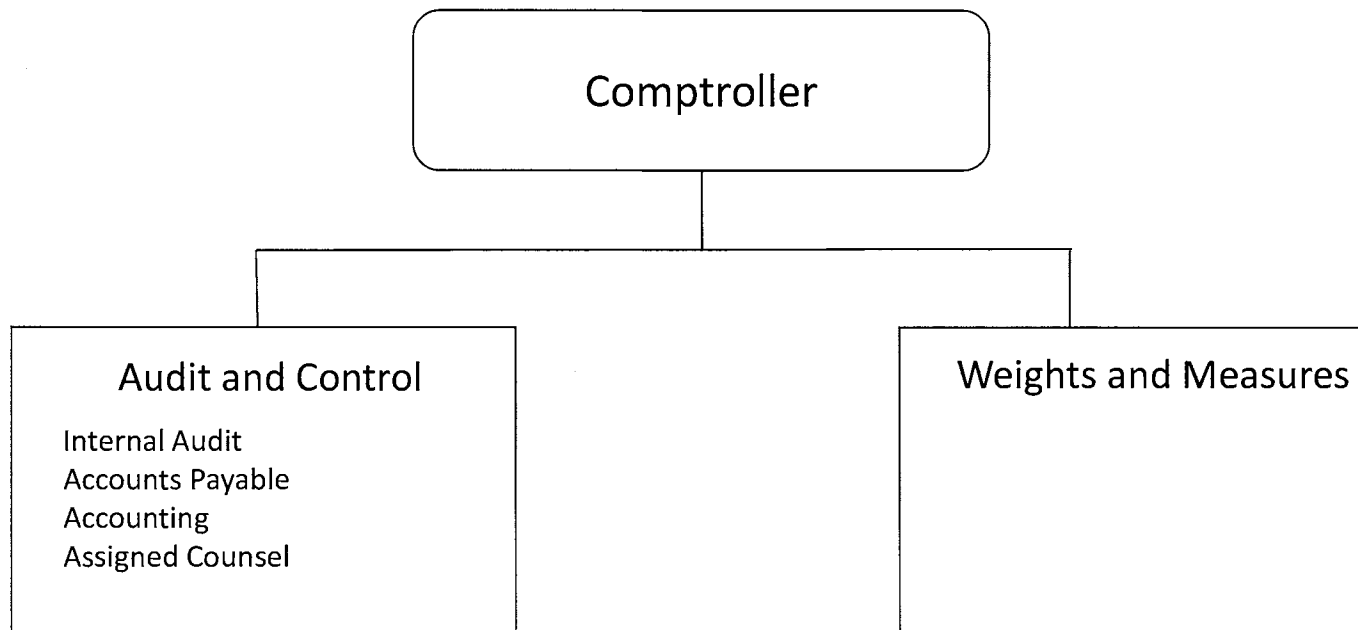
REPORT:BP032

BROOME COUNTY GOVERNMENT
REVENUE AND APPROPRIATION SUMMARY BY DEPARTMENT

FUND: 1010 General Operating
DEPT: 06000000 District Attorney

Account	2016 Actuals	2017 Budget	2017 YTD Actuals As of 11/03/17	2018 Budget Requested	2018 Budget Recommended	2018 Budget Adopted
0000070 Interest on Indebtedness						
6007005 INTEREST ON CAPITAL LEASE	159	0	0	0	0	0
0000070 Interest on Indebtedness Totals	<u>159</u>	<u>0</u>	<u>0</u>	<u>0</u>	<u>0</u>	<u>0</u>
0000080 Employee Benefits						
6008001 STATE RETIREMENT	300,710	292,931	221,440	305,398	298,373	298,373
6008002 SOCIAL SECURITY	136,655	144,202	110,976	162,620	157,607	157,607
6008004 WORKERS COMPENSATION	20,984	20,222	15,167	21,115	21,115	21,115
6008006 LIFE INSURANCE	438	450	371	495	480	480
6008007 HEALTH INSURANCE	264,466	270,670	185,884	286,495	276,936	276,936
6008009 RETIREE HEALTH INSURANCE	52,407	60,943	40,629	66,799	66,799	66,799
6008010 DISABILITY INSURANCE	505	609	452	528	528	528
6008011 UNEMPLOYMENT INSURANCE	14,707	0	3,279	0	0	0
6008013 HEALTH INS - RETIRE INCENTIVE	2,363	0	0	0	0	0
0000080 Employee Benefits Totals	<u>793,235</u>	<u>790,027</u>	<u>578,198</u>	<u>843,450</u>	<u>821,838</u>	<u>821,838</u>
0000090 Transfers						
6009002 TRANSFER TO GRANT FUND	266,061	438,503	252,504	510,299	510,299	510,299
0000090 Transfers Totals	<u>266,061</u>	<u>438,503</u>	<u>252,504</u>	<u>510,299</u>	<u>510,299</u>	<u>510,299</u>
Exp Totals for Dept: 06000000	<u>4,538,905</u>	<u>3,612,604</u>	<u>2,767,616</u>	<u>3,747,666</u>	<u>3,660,522</u>	<u>3,660,522</u>
Total for Dept: 06000000	<u>-2,743,840</u>	<u>-3,400,915</u>	<u>-2,578,122</u>	<u>-3,487,166</u>	<u>-3,400,022</u>	<u>-3,400,022</u>

Audit and Control



Audit and Control

Audit and Control

Mission Statement

Provide professional internal auditing services to the County of Broome in accordance with applicable professional standards. Assist the organization in identifying and controlling business risks. To help insure county resources are used in an ethical, effective and efficient manner and that assets are adequately safeguarded. Insure that all county bank accounts are reconciled in a proper and timely manner. Provide the final review and approval of all disbursements of County funds, in a fair, efficient and expeditious manner. To administer and provide oversight relative to the disbursement of funds for the provision of indigent defense services in Broome County (except in cases where such services are provided directly by the Broome County Public Defender's Office).

Description

The Audit and Control Division of the Department of Audit and Control performs audits of various programs, departments, agencies, reconciles all county bank accounts, pays all county bills, and administers the county assigned counsel program.

2018 Objectives

- Administer control self assessment process with county departments, contract agencies, and libraries.
- Provide instructional materials for departments in accounts payable and internal controls.
- Maintain compliance with continuing education and training standards promulgated by the Comptroller General of the United States.
- Pay all instruments received within one cycle of receipt.
- Reconcile all bank accounts within 30 days of receipt of the bank statement.
- Use internal audit resources to assist the county in identifying and mitigating business risk.

Audit and Control 01010001

<u>Title of Position</u>	<u>Grade/Unit</u>	2016 <u>Actuals</u>	As of 7/5/2017 Current <u>Authorized</u>	2018 <u>Requested</u>	2018 <u>Recommended</u>	2018 <u>Adopted</u>
<u>Full-Time Positions</u>						
Comptroller	J Admin	1	1	1	1	1
Secretary to the Comptroller	14 Admin	1	1	1	1	1
Internal Auditor/Trainee	21/19 CSEA	4	4	4	4	4
Accountant (County)	16 CSEA	1	1	1	1	1
Total Full-Time Positions		7	7	7	7	7
<u>Part-Time Positions</u>						
Secretary	14 Admin	1	1	1	1	1
Total Part-Time Positions		1	1	1	1	1
Total Positions		8	8	8	8	8

REPORT:BP033

BROOME COUNTY GOVERNMENT
REVENUE AND APPROPRIATION SUMMARY
BY DEPARTMENT AND DIVISION

FUND: 1010 General Operating
DEPT: 01000000 Audit and Control
DIV: 01 Audit & Control

Account	2016 Actuals	2017 Budget	2017 YTD Actuals As of 11/03/17	2018 Budget Requested	2018 Budget Recommended	2018 Budget Adopted
01000000 Audit and Control						
0000007 Misc Interfund Revenues						
5000545 CREDIT CARD REBATES	21	0	31	0	0	0
0000007 Misc Interfund Revenues Totals	21	0	31	0	0	0
Rev Total for Div: 0101	21	0	31	0	0	0
0000010 Personnel Service						
6001000 SALARIES FULL-TIME	417,244	440,471	357,701	453,990	453,990	453,990
6001001 SALARIES PART-TIME	33,275	33,735	28,273	33,735	33,735	33,735
0000010 Personnel Service Totals	450,519	474,206	385,974	487,725	487,725	487,725
0000040 Contractual Expenditures						
6004010 BOOKS AND SUBSCRIPTIONS	0	400	0	400	400	400
6004012 OFFICE SUPPLIES	1,832	1,200	317	1,200	1,200	1,200
6004073 SUBSCRIPTIONS	455	0	479	0	0	0
6004100 POSTAGE AND FREIGHT	0	60	0	60	60	60
6004105 DUES AND MEMBERSHIPS	1,570	790	2,389	790	790	790
6004160 MILEAGE AND PARKING-LOCAL	436	500	694	500	500	500
6004161 TRAVEL HOTEL AND MEALS	1,287	0	1,198	0	0	0
6004162 EDUCATION AND TRAINING	2,176	0	1,690	0	0	0
6004501 AUDIT FEES	162,950	185,000	156,000	185,000	185,000	185,000
6004539 COURT ASSIGNED ATTORNEY-PUBLIC	1,367,551	1,273,392	997,647	1,273,392	1,367,551	1,367,551
6004540 COURT ASSIGNED ATTORNEY-FAMILY	1,298,893	900,000	751,048	900,000	1,298,893	1,298,893
0000040 Contractual Expenditures Totals	2,837,150	2,361,342	1,911,462	2,361,342	2,854,394	2,854,394
0000041 Chargeback Expenses						
6004602 INSURANCE PREMIUM CHARGEBACK	143	143	107	164	164	164
0000041 Chargeback Expenses Totals	143	143	107	164	164	164
0000080 Employee Benefits						
6008001 STATE RETIREMENT	70,568	71,438	57,927	74,007	74,007	74,007

REPORT:BP033

BROOME COUNTY GOVERNMENT
 REVENUE AND APPROPRIATION SUMMARY
 BY DEPARTMENT AND DIVISION

FUND: 1010 General Operating
 DEPT: 01000000 Audit and Control
 DIV: 01 Audit & Control

Account	2016 Actuals	2017 Budget	2017 YTD Actuals As of 11/03/17	2018 Budget Requested	2018 Budget Recommended	2018 Budget Adopted
6008002 SOCIAL SECURITY	33,012	36,277	28,362	37,312	37,312	37,312
6008004 WORKERS COMPENSATION	2,334	3,129	2,347	2,899	2,899	2,899
6008006 LIFE INSURANCE	118	120	100	120	120	120
6008007 HEALTH INSURANCE	59,022	61,492	48,749	61,356	61,356	61,356
6008009 RETIREE HEALTH INSURANCE	58,683	58,907	39,122	58,432	58,432	58,432
6008010 DISABILITY INSURANCE	381	436	352	441	441	441
0000080 Employee Benefits Totals	224,118	231,799	176,959	234,567	234,567	234,567
Exp Total for Div: 0101	3,511,930	3,067,490	2,474,502	3,083,798	3,576,850	3,576,850
Total for Div: 01000000	-3,511,909	-3,067,490	-2,474,471	-3,083,798	-3,576,850	-3,576,850

Audit and Control Weights and Measures

Mission Statement

To assure a fair and equitable marketplace for both the buyer and the seller by conducting annual inspections and testing of commercially used weighing and measuring devices. To enforce New York State Agriculture and Markets Law Article 16, the New York State Code of Rules and Regulations 1NYCRR – Parts 220 through 224, and apply the procedures set forth by the National Institute of Standards and Technology.

Description

The Division of Weights and Measures inspects and tests the accuracy and proper operation of commercially used weighing and measuring devices, the accuracy of labeled-by-weight packed in store commodities, and the quality of gasoline and diesel fuel, in accordance with the requirements promulgated by the New York State Department of Agriculture and Markets – Bureau of Weights and Measures.

2018 Objectives

- Continue participation in the State's octane testing program.
- Continue to investigate and resolve all complaints in a timely manner.
- Perform annual safety training review.
- Insure that all inspections required by law are done on a timely basis.

Audit and Control 01020001
Weights and Measures

<u>Title of Position</u>	<u>Grade/Unit</u>	2016 <u>Actuals</u>	As of 7/7/2017 Current <u>Authorized</u>	2018 <u>Requested</u>	2018 <u>Recommended</u>	2018 <u>Adopted</u>
<u>Full-Time Positions</u>						
Director of Weights & Measures	21 Admin	1	1	1	1	1
Weights & Measures Inspector	15 CSEA	1	1	1	1	1
Total Full-Time Positions		2	2	2	2	2
<u>Part-Time Positions</u>						
None						
Total Part-Time Positions		0	0	0	0	0
Total Positions		2	2	2	2	2

REPORT:BP033

BROOME COUNTY GOVERNMENT
REVENUE AND APPROPRIATION SUMMARY
BY DEPARTMENT AND DIVISION

FUND: 1010 General Operating
DEPT: 01000000 Audit and Control
DIV: 02 Weights & Measures

Account	2016 Actuals	2017 Budget	2017 YTD Actuals As of 11/03/17	2018 Budget Requested	2018 Budget Recommended	2018 Budget Adopted
0000002 Departmental Income						
5000118 FEES FOR SERVICES	53,460	55,000	41,912	55,000	55,000	55,000
0000002 Departmental Income Totals	53,460	55,000	41,912	55,000	55,000	55,000
Rev Total for Div: 0102	53,460	55,000	41,912	55,000	55,000	55,000
0000010 Personnel Service						
6001000 SALARIES FULL-TIME	111,200	112,740	91,548	113,954	113,954	113,954
0000010 Personnel Service Totals	111,200	112,740	91,548	113,954	113,954	113,954
0000040 Contractual Expenditures						
6004012 OFFICE SUPPLIES	0	0	34	0	0	0
6004048 MISC OPERATIONAL SUPPLIES	487	900	903	900	900	900
6004052 UNIFORMS	0	500	0	500	350	350
6004054 SAFETY SUPPLIES	181	0	151	0	0	0
6004105 DUES AND MEMBERSHIPS	206	265	206	265	265	265
6004106 GENERAL OFFICE EXPENSES	0	0	40	0	0	0
6004138 OTHER OPERATIONAL EXPENSES	-7,645	0	-5,338	0	0	0
6004161 TRAVEL HOTEL AND MEALS	995	0	995	0	0	0
6004162 EDUCATION AND TRAINING	483	0	38	0	0	0
0000040 Contractual Expenditures Totals	-5,293	1,665	-2,971	1,665	1,515	1,515
0000041 Chargeback Expenses						
6004602 INSURANCE PREMIUM CHARGEBACK	62	62	62	69	69	69
6004615 GASOLINE CHARGEBACK	1,094	1,575	815	1,575	1,575	1,575
6004616 FLEET SERVICE CHARGEBACK	3,876	4,313	4,312	4,500	4,500	4,500
0000041 Chargeback Expenses Totals	5,032	5,950	5,189	6,144	6,144	6,144
0000080 Employee Benefits						
6008001 STATE RETIREMENT	20,790	20,045	16,244	20,535	20,535	20,535
6008002 SOCIAL SECURITY	7,968	8,625	6,578	8,717	8,717	8,717

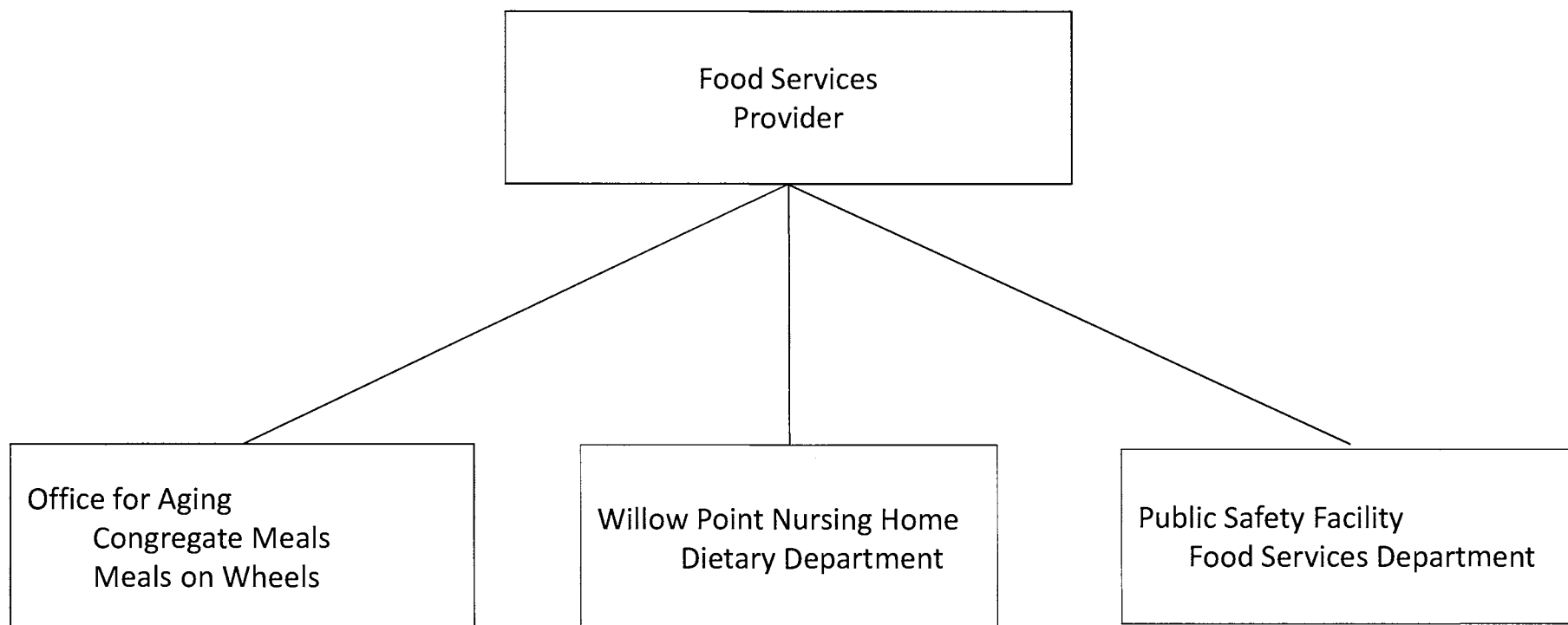
REPORT:BP033

BROOME COUNTY GOVERNMENT
REVENUE AND APPROPRIATION SUMMARY
BY DEPARTMENT AND DIVISION

FUND: 1010 General Operating
DEPT: 01000000 Audit and Control
DIV: 02 Weights & Measures

Account	2016 Actuals	2017 Budget	2017 YTD Actuals As of 11/03/17	2018 Budget Requested	2018 Budget Recommended	2018 Budget Adopted
6008006 LIFE INSURANCE	30	30	25	30	30	30
6008007 HEALTH INSURANCE	22,652	22,558	17,859	22,477	22,477	22,477
6008009 RETIREE HEALTH INSURANCE	32,923	32,923	21,949	32,804	32,804	32,804
6008010 DISABILITY INSURANCE	79	87	70	88	88	88
0000080 Employee Benefits Totals	84,442	84,268	62,725	84,651	84,651	84,651
Exp Total for Div: 0102	195,381	204,623	156,491	206,414	206,264	206,264
Total for Div: 01000000	-141,921	-149,623	-114,579	-151,414	-151,264	-151,264
Total for Dept: 01000000	-3,653,830	-3,217,113	-2,589,050	-3,235,212	-3,728,114	-3,728,114

Central Food and Nutrition Services



Central Food and Nutrition Services

Mission Statement

Central Food and Nutrition Services accounts for a contract with a private vendor to provide food services for Office for Aging, Willow Point Nursing Home, and the Broome County Public Safety Facility. Other continuing expenses are included.

2018 Objectives

- Reduce costs and assure high level of user acceptance and satisfaction for the Office for Aging, Willow Point Nursing Home, and the Broome County Public Safety Facility.
- The Office for Aging will refine meals to reduce the amount of sodium in food provided and provide healthier food options in keeping with the changing needs and guidelines of the aging population.
- Willow Point Nursing Home administration and staff will meet the changing needs of the residents for meals, snacks, special functions and hydration status, and monitor the cost of these programs.
- The Sheriff Department Corrections administration and medical staff will meet the nutritional needs of the inmates within established guidelines.

2018 Budget Highlights

- Food services will be provided in conjunction with the vendor to maximize nutritional value within acceptable cost limits.
- A Food Services Director was transferred to the Willow Point Nursing Home Dietary Division.

Central Food and Nutrition Services 02010001

<u>Title of Position</u>	<u>Grade/Unit</u>	As of 7/5/2017				
		<u>2016 Actuals</u>	<u>Current Authorized</u>	<u>2018 Requested</u>	<u>2018 Recommended</u>	<u>2018 Adopted</u>
<u>Full-Time Positions</u>						
Director of Central Food & Nutrition Services*	24 Admin	1	1	0	0	0
Food Service Director (40) **	20 BAPA	1	1	0	0	0
Total Full-Time Positions		2	2	0	0	0
<u>Part-Time Positions</u>						
None						
Total Part-Time Positions		0	0	0	0	0
Total Positions		2	2	0	0	0

* One position abolished in 2018

** Transferred to Willow Point Dietary 27050104

REPORT:BP032

BROOME COUNTY GOVERNMENT
REVENUE AND APPROPRIATION SUMMARY BY DEPARTMENT

FUND: 2060 Central Kitchen Operating
DEPT: 02000000 Central Foods

Account	2016 Actuals	2017 Budget	2017 YTD Actuals As of 11/03/17	2018 Budget Requested	2018 Budget Recommended	2018 Budget Adopted
0000002 Departmental Income						
5000328 CHARGES FOR FOOD SERVICE	4,775,662	5,333,562	3,633,431	5,303,871	5,303,871	5,303,871
5000333 OTHER DEPARTMENTAL CHARGEBACK	202,693	0	0	0	0	0
5000426 MISCELLANEOUS	-200	0	0	0	0	0
0000002 Departmental Income Total	4,978,155	5,333,562	3,633,431	5,303,871	5,303,871	5,303,871
0000003 Use of Money						
5000451 INTEREST AND EARNINGS	85	100	70	100	100	100
0000003 Use of Money Total	85	100	70	100	100	100
0000006 Sale of Prop and Comp for Loss						
5000518 SALE OF EQUIPMENT	3,482	0	46,801	0	0	0
0000006 Sale of Prop and Comp for Loss Total	3,482	0	46,801	0	0	0
0000007 Misc Interfund Revenues						
5000532 PREMIUM & ACCRUED INT ON OBLIG	699	0	699	0	0	0
5000534 TRANSFER FROM INSURANCE RESERV	110	0	0	0	0	0
5000540 GAIN FROM DISPOSITION OF ASSET	39,380	0	0	0	0	0
5000545 CREDIT CARD REBATES	30	0	0	0	0	0
5000562 TRANSFER FROM GENERAL FUND	88,601	0	0	0	0	0
5000570 EARNINGS ON TEMPORARY INVESTME	2	0	0	0	0	0
0000007 Misc Interfund Revenues Total	128,822	0	699	0	0	0
0000009 Federal Aid						
5000952 ARRA DEBT REIMBURSEMENT	3,928	3,924	1,130	3,919	3,919	3,919
0000009 Federal Aid Total	3,928	3,924	1,130	3,919	3,919	3,919
Rev Totals for Dept: 02000000	5,114,472	5,337,586	3,682,131	5,307,890	5,307,890	5,307,890

REPORT:BP032

BROOME COUNTY GOVERNMENT
REVENUE AND APPROPRIATION SUMMARY BY DEPARTMENT

FUND: 2060 Central Kitchen Operating
DEPT: 02000000 Central Foods

Account	2016 Actuals	2017 Budget	2017 YTD Actuals As of 11/03/17	2018 Budget Requested	2018 Budget Recommended	2018 Budget Adopted
0000010 Personnel Service						
6001000 SALARIES FULL-TIME	333,277	136,578	75,741	0	0	0
6001001 SALARIES PART-TIME	152,306	0	0	0	0	0
6001002 SALARIES TEMPORARY	26,281	0	0	0	0	0
6001003 SALARIES OVERTIME	5,638	0	0	0	0	0
6001009 OTHER PERSONNEL SERVICES	4,700	0	250	0	0	0
0000010 Personnel Service Totals	522,202	136,578	75,991	0	0	0
0000040 Contractual Expenditures						
6004012 OFFICE SUPPLIES	459	500	0	0	0	0
6004022 FUEL AND HEATING SUPPLIES	17,001	9,600	6,975	0	0	0
6004030 FOOD AND BEVERAGES	513,410	0	744	0	0	0
6004031 KITCHEN AND DINING ROOM SUPPLI	47,155	20,400	250	0	0	0
6004048 MISC OPERATIONAL SUPPLIES	15,697	13,000	3,358	0	0	0
6004054 SAFETY SUPPLIES	212	0	0	0	0	0
6004113 WATER AND SEWAGE CHARGES	2,337	1,980	777	0	0	0
6004115 ELECTRIC CURRENT	33,132	9,600	3,419	0	0	0
6004117 BUILDING AND GROUNDS EXPENSES	13,259	3,032	3,153	0	0	0
6004120 KITCHEN & DINING ROOM EXPENSES	30,132	12,001	3,493	0	0	0
6004138 OTHER OPERATIONAL EXPENSES	34	0	296	0	0	0
6004196 COPYING MACHINE RENTALS	413	0	0	0	0	0
6004200 PROPERTY LOSS	110	0	0	0	0	0
6004255 CONTRACTED SERVICES	3,188,020	4,642,400	3,659,296	4,932,446	4,932,446	4,932,446
6004504 OTHER FINANCIAL SERVICES	412	344	310	310	310	310
6004591 CASH SHORT AND OVER	12	0	0	0	0	0
0000040 Contractual Expenditures Totals	3,861,795	4,712,857	3,682,071	4,932,756	4,932,756	4,932,756
0000041 Chargeback Expenses						
6004601 INDIRECT COSTS	29,534	103,730	0	81,765	81,765	81,765
6004602 INSURANCE PREMIUM CHARGEBACK	6,990	7,887	5,915	5,223	5,223	5,223
6004609 DATA PROCESSING CHARGEBACKS	671	0	0	0	0	0
6004614 OTHER CHARGEBACK EXPENSES	105	188	0	0	0	0
6004615 GASOLINE CHARGEBACK	5,747	0	0	0	0	0
6004616 FLEET SERVICE CHARGEBACK	8,646	0	0	0	0	0
6004619 BUILDING SERVICE CHARGEBACK	27,648	0	0	0	0	0
6004634 Indirect Costs - Excess of Bud	88,601	0	0	0	0	0
0000041 Chargeback Expenses Totals	167,942	111,805	5,915	86,988	86,988	86,988

REPORT:BP032

BROOME COUNTY GOVERNMENT
REVENUE AND APPROPRIATION SUMMARY BY DEPARTMENT

FUND: 2060 Central Kitchen Operating
DEPT: 02000000 Central Foods

Account	2016 Actuals	2017 Budget	2017 YTD Actuals As of 11/03/17	2018 Budget Requested	2018 Budget Recommended	2018 Budget Adopted
0000042 Depreciation						
6004801 DEPRECIATION - BUILDINGS	64,964	0	-5,414	0	0	0
6004803 DEPRECIATION - IMPROV O/T BLDG	22,286	0	-1,857	0	0	0
6004805 DEPRECIATION - MACHINERY & EQU	1,725	0	-181	0	0	0
0000042 Depreciation Totals	88,975	0	-7,452	0	0	0
0000060 Principal on Indebtedness						
6006000 PRINCIPAL ON SERIAL BONDS	0	46,521	0	31,633	31,633	31,633
0000060 Principal on Indebtedness Totals	0	46,521	0	31,633	31,633	31,633
0000070 Interest on Indebtedness						
6007000 INTEREST ON SERIAL BONDS	19,769	17,608	14,185	15,736	15,736	15,736
6007001 INTEREST ON BANS	275	0	0	0	0	0
6007005 INTEREST ON CAPITAL LEASE	334	0	0	0	0	0
0000070 Interest on Indebtedness Totals	20,378	17,608	14,185	15,736	15,736	15,736
0000080 Employee Benefits						
6008001 STATE RETIREMENT	75,669	24,312	13,777	0	0	0
6008002 SOCIAL SECURITY	38,067	10,467	5,767	0	0	0
6008004 WORKERS COMPENSATION	72,109	63,274	49,023	52,011	52,011	52,011
6008006 LIFE INSURANCE	192	30	16	0	0	0
6008007 HEALTH INSURANCE	68,964	6,097	1,074	0	0	0
6008008 OPEB - HEALTH INSURANCE	184,890	0	0	0	0	0
6008009 RETIREE HEALTH INSURANCE	154,492	182,851	124,453	188,266	188,266	188,266
6008010 DISABILITY INSURANCE	694	0	0	0	0	0
6008011 UNEMPLOYMENT INSURANCE	49,229	500	8,271	500	500	500
0000080 Employee Benefits Totals	644,306	287,531	202,381	240,777	240,777	240,777
0000090 Transfers						
6009000 TRANSFER TO GENERAL FUND	2,658	0	0	0	0	0
6009007 TRANSFER TO INTERNAL SERVICES	2	0	0	0	0	0
0000090 Transfers Totals	2,660	0	0	0	0	0

REPORT:BP032

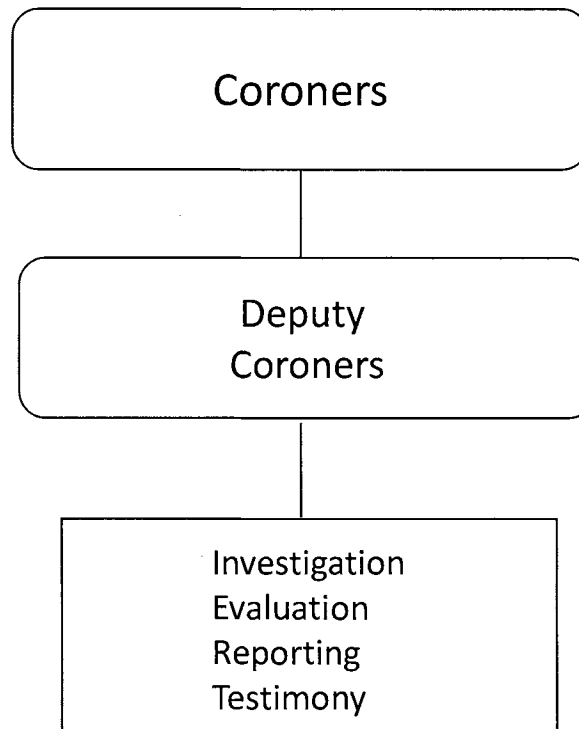
BROOME COUNTY GOVERNMENT
REVENUE AND APPROPRIATION SUMMARY BY DEPARTMENT

FUND: 2060 Central Kitchen Operating

DEPT: 02000000 Central Foods

Account	2016 Actuals	2017 Budget	2017 YTD Actuals As of 11/03/17	2018 Budget Requested	2018 Budget Recommended	2018 Budget Adopted
Exp Totals for Dept: 02000000	5,308,258	5,312,900	3,973,091	5,307,890	5,307,890	5,307,890
Total for Dept: 02000000	-193,786	24,686	-290,960	0	0	0

Coroners



Coroners

Mission Statement

Investigate unattended deaths, suspected homicide, suicide, medical misadventure or disease of public health significance.

Description

This department is responsible for the investigation, recovery and transportation of the bodies of deceased in Broome County to the morgue. This includes all deaths caused by violence or unlawful acts, unusual or unexplained death, death in a public institution other than a hospital or nursing home, and death unattended by a doctor. Pathologists are contracted to perform the autopsies. Coroners are duly licensed physicians and provide court testimony concerning the results of their investigations. The Deputy Coroners are duly licensed Nurse Practitioners, who assist the Coroners in the performance of their duties.

Routine administration is done by the Law Department.

2018 Objectives

- Maintain current levels of service.

2018 Budget Highlights

- Maintain.

Coroner 03000001

<u>Title of Position</u>	<u>Grade/Unit</u>	2016 <u>Actuals</u>	As of 7/5/2017 Current <u>Authorized</u>	2018 <u>Requested</u>	2018 <u>Recommended</u>	2018 <u>Adopted</u>
<u>Full-Time Positions</u>						
None						
Total Full-Time Positions		0	0	0	0	0
<u>Part-Time Positions</u>						
Coroner	NA	2	2	2	2	2
Deputy Coroner	NA	2	2	2	2	2
Total Part-Time Positions		4	4	4	4	4
Total Positions		4	4	4	4	4

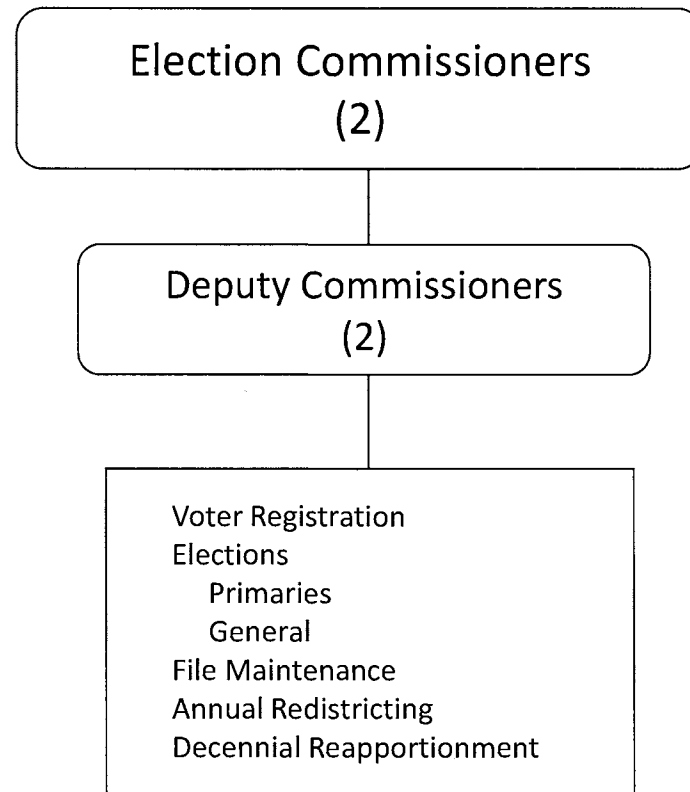
REPORT:BP032

BROOME COUNTY GOVERNMENT
REVENUE AND APPROPRIATION SUMMARY BY DEPARTMENT

FUND: 1010 General Operating
DEPT: 03000000 Coroners

Account	2016 Actuals	2017 Budget	2017 YTD Actuals As of 11/03/17	2018 Budget Requested	2018 Budget Recommended	2018 Budget Adopted
0000010 Personnel Service						
6001001 SALARIES PART-TIME	148,026	148,000	117,231	148,000	148,000	148,000
0000010 Personnel Service Totals	148,026	148,000	117,231	148,000	148,000	148,000
0000040 Contractual Expenditures						
6004105 DUES AND MEMBERSHIPS	0	200	0	200	200	200
6004143 TRANSPORTATION SERVICES	74,068	55,000	69,157	80,000	80,000	80,000
6004161 TRAVEL HOTEL AND MEALS	-144	500	0	500	500	500
6004162 EDUCATION AND TRAINING	575	500	0	500	500	500
6004406 MEDICAL AND HOSPITAL SERVICES	339,750	275,000	236,982	300,000	300,000	300,000
0000040 Contractual Expenditures Totals	414,249	331,200	306,139	381,200	381,200	381,200
0000080 Employee Benefits						
6008001 STATE RETIREMENT	21,605	20,986	15,998	21,268	21,268	21,268
6008002 SOCIAL SECURITY	11,324	11,322	8,968	11,322	11,322	11,322
6008004 WORKERS COMPENSATION	441	763	572	755	755	755
0000080 Employee Benefits Totals	33,370	33,071	25,538	33,345	33,345	33,345
Exp Totals for Dept: 03000000	595,645	512,271	448,908	562,545	562,545	562,545
Total for Dept: 03000000	-595,645	-512,271	-448,908	-562,545	-562,545	-562,545

Elections



Elections

Mission Statement

To ensure that all eligible County citizens are offered an opportunity to register and vote. Maintain complete and accurate voter information for all registered voters in Broome County. Ensure that the integrity of the balloting process is maintained throughout Broome County. Enforce all provisions of the New York State Election Law. Institute all federal and state HAVA guidelines. Expand efforts in reaching the public through our website, BroomeVotes.com, and through social media outlets such as Facebook and Twitter.

Description

The Board of Elections is responsible for the honest and efficient operation of all national, state, and local elections in Broome County. The Board is established pursuant to Section §3-200 of the New York State Election Law.

2018 Objectives

Our objective this year is to continue utilizing technology to reduce paper. We will also continue to educate our staff and technicians to remain current with the many mandatory state changes. We will also work with the community to broaden voter outreach with the BroomeVotes.com website, Facebook and Twitter as well as with our Inspector Coordinators to enlist and retain Inspectors.

2018 Budget Highlights

- 2018 has the potential for three elections to occur; a Federal primary in June, the State and Local primary in September and the General Election in November. There is a historical voter turnout of 50-60% for a Gubernatorial year.

Elections 07000001

<u>Title of Position</u>	<u>Grade/Unit</u>	<u>2016 Actuals</u>	<u>As of 7/5/2017 Current Authorized</u>	<u>2018 Requested</u>	<u>2018 Recommended</u>	<u>2018 Adopted</u>
<u>Full-Time Positions</u>						
Deputy Commissioner of Elections	C Admin	2	2	2	2	2
Election Technology Coordinator	22 Admin	2	2	2	2	2
Election Operations Assistant	14 CSEA	2	2	2	2	2
Total Full-Time Positions		6	6	6	6	6
<u>Part-Time Positions</u>						
Marketing Coordinator	22 Admin	2	0	0	0	0
Voter Service Specialist	12 CSEA	0	0	0	0	2
Voter Service Specialist	6 CSEA	2	2	2	2	0
Commissioner of Elections	NA	2	2	2	2	2
Total Part-Time Positions		6	4	4	4	4
Total Positions		12	10	10	10	10

REPORT:BP032

BROOME COUNTY GOVERNMENT
REVENUE AND APPROPRIATION SUMMARY BY DEPARTMENT

FUND: 1010 General Operating

DEPT: 07000000 Elections

Account	2016 Actuals	2017 Budget	2017 YTD Actuals As of 11/03/17	2018 Budget Requested	2018 Budget Recommended	2018 Budget Adopted
0000002 Departmental Income						
5000179 CHARGES FOR SERVICES	511,567	511,567	511,567	511,567	535,000	535,000
0000002 Departmental Income Total	<u>511,567</u>	<u>511,567</u>	<u>511,567</u>	<u>511,567</u>	<u>535,000</u>	<u>535,000</u>
0000007 Misc Interfund Revenues						
5000545 CREDIT CARD REBATES	21	0	0	0	0	0
0000007 Misc Interfund Revenues Total	<u>21</u>	<u>0</u>	<u>0</u>	<u>0</u>	<u>0</u>	<u>0</u>
Rev Totals for Dept: 07000000	<u>511,588</u>	<u>511,567</u>	<u>511,567</u>	<u>511,567</u>	<u>535,000</u>	<u>535,000</u>
0000010 Personnel Service						
6001000 SALARIES FULL-TIME	309,330	320,646	256,712	322,648	322,648	322,648
6001001 SALARIES PART-TIME	71,503	88,269	41,616	69,708	61,772	74,389
6001002 SALARIES TEMPORARY	204,282	160,000	53,513	207,000	207,000	193,522
6001003 SALARIES OVERTIME	8,670	2,500	372	10,000	10,000	10,000
0000010 Personnel Service Totals	<u>593,785</u>	<u>571,415</u>	<u>352,213</u>	<u>609,356</u>	<u>601,420</u>	<u>600,559</u>
0000020 Equipment and Capital Outlay						
6002503 COMPUTER EQUIPMENT	13,000	0	0	0	0	0
0000020 Equipment and Capital Outlay Totals	<u>13,000</u>	<u>0</u>	<u>0</u>	<u>0</u>	<u>0</u>	<u>0</u>
0000040 Contractual Expenditures						
6004010 BOOKS AND SUBSCRIPTIONS	0	500	0	500	500	500
6004011 DUPLICATING AND PRINTING RM SU	142,773	92,000	16,349	127,000	127,000	127,000
6004012 OFFICE SUPPLIES	2,402	5,000	1,102	10,000	5,000	5,000
6004023 BLDG AND GROUNDS SUPPLIES	348	500	0	500	500	500
6004056 COMPUTER EQUIPMENT (NON CAPITAL)	2,394	0	0	0	0	0
6004100 POSTAGE AND FREIGHT	40,111	25,000	18,213	32,000	32,000	32,000
6004105 DUES AND MEMBERSHIPS	0	260	260	260	260	260
6004106 GENERAL OFFICE EXPENSES	52,080	0	0	0	0	0
6004117 BUILDING AND GROUNDS EXPENSES	185	1,000	0	1,000	500	500

REPORT:BP032

BROOME COUNTY GOVERNMENT
REVENUE AND APPROPRIATION SUMMARY BY DEPARTMENT

FUND: 1010 General Operating
DEPT: 07000000 Elections

Account	2016 Actuals	2017 Budget	2017 YTD Actuals As of 11/03/17	2018 Budget Requested	2018 Budget Recommended	2018 Budget Adopted
6004137 ADVERTISING AND PROMOTION EXPE	7,736	6,000	506	8,000	6,000	6,000
6004138 OTHER OPERATIONAL EXPENSES	285,907	239,745	10,733	320,000	290,000	290,000
6004160 MILEAGE AND PARKING-LOCAL	7,666	5,000	626	8,000	8,000	8,000
6004161 TRAVEL HOTEL AND MEALS	2,051	5,000	2,965	5,000	3,000	3,000
6004162 EDUCATION AND TRAINING	1,406	5,000	1,185	7,500	5,000	5,000
6004192 SOFTWARE MAINTENANCE	9,147	0	0	0	0	0
6004196 COPYING MACHINE RENTALS	1,591	3,000	1,922	3,000	3,000	3,000
0000040 Contractual Expenditures Totals	555,797	388,005	53,861	522,760	480,760	480,760
0000041 Chargeback Expenses						
6004602 INSURANCE PREMIUM CHARGEBACK	740	1,547	1,160	1,289	1,289	1,289
6004609 DATA PROCESSING CHARGEBACKS	100,075	34,080	0	55,574	55,574	55,574
6004615 GASOLINE CHARGEBACK	151	113	88	225	225	225
6004616 FLEET SERVICE CHARGEBACK	1,938	2,157	2,156	2,250	2,250	2,250
0000041 Chargeback Expenses Totals	102,904	37,897	3,404	59,338	59,338	59,338
0000060 Principal on Indebtedness						
6006008 PRINCIPAL ON CAPITAL LEASE	973	0	0	0	0	0
0000060 Principal on Indebtedness Totals	973	0	0	0	0	0
0000070 Interest on Indebtedness						
6007005 INTEREST ON CAPITAL LEASE	35	0	0	0	0	0
0000070 Interest on Indebtedness Totals	35	0	0	0	0	0
0000080 Employee Benefits						
6008001 STATE RETIREMENT	56,603	50,967	38,285	51,911	51,061	51,564
6008002 SOCIAL SECURITY	43,461	29,263	25,861	30,623	30,016	30,374
6008004 WORKERS COMPENSATION	24,206	38,126	28,595	88,698	88,698	88,698
6008006 LIFE INSURANCE	187	180	129	150	150	150
6008007 HEALTH INSURANCE	62,717	45,029	41,850	61,919	55,791	55,791
6008009 RETIREE HEALTH INSURANCE	38,157	38,068	25,607	38,253	38,253	38,253
6008010 DISABILITY INSURANCE	305	348	238	352	352	352
6008011 UNEMPLOYMENT INSURANCE	242	0	0	0	0	0
0000080 Employee Benefits Totals	225,878	201,981	160,565	271,906	264,321	265,182

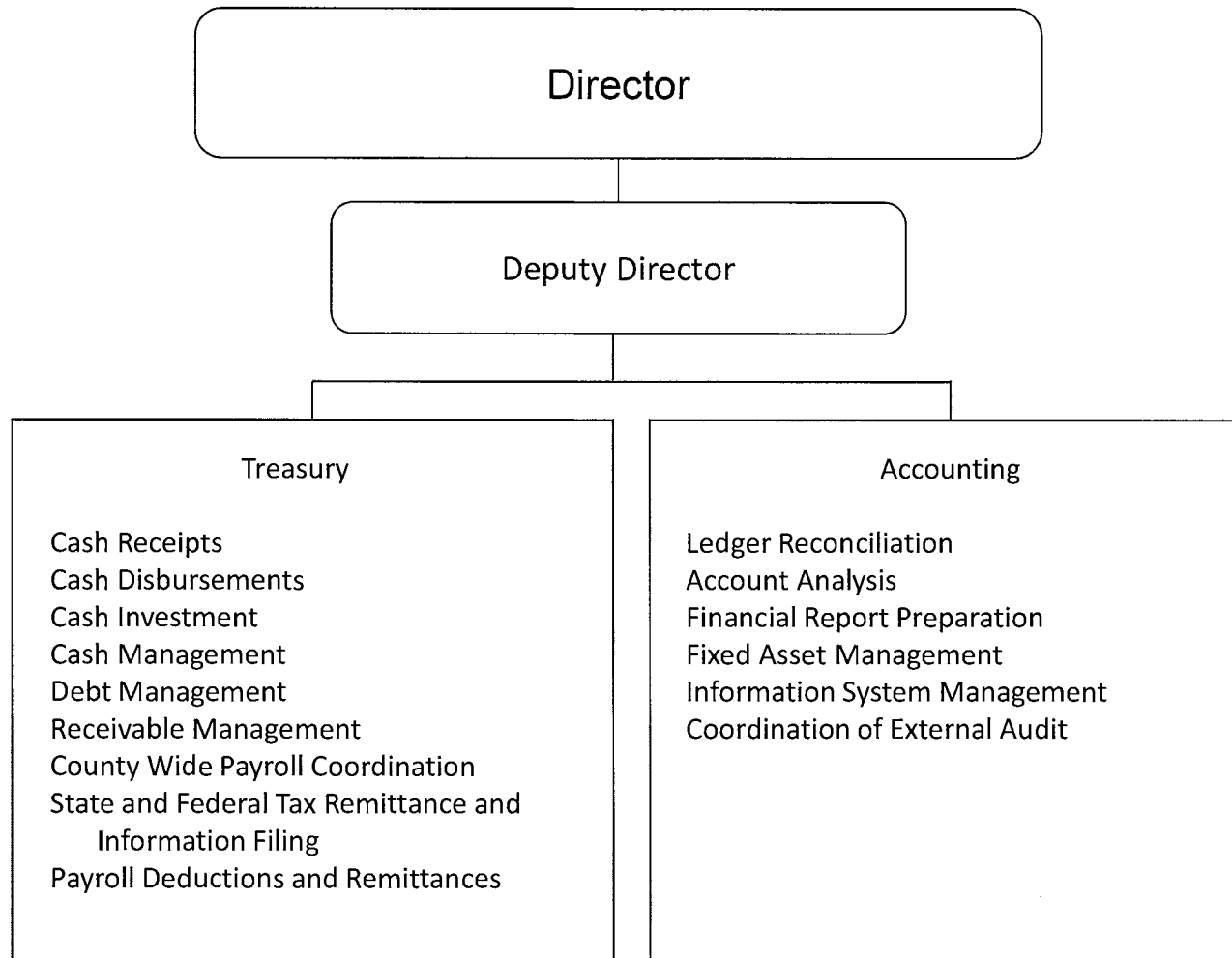
REPORT:BP032

BROOME COUNTY GOVERNMENT
REVENUE AND APPROPRIATION SUMMARY BY DEPARTMENT

FUND: 1010 General Operating
DEPT: 07000000 Elections

Account	2016 Actuals	2017 Budget	2017 YTD Actuals As of 11/03/17	2018 Budget Requested	2018 Budget Recommended	2018 Budget Adopted
Exp Totals for Dept: 07000000	1,492,372	1,199,298	570,043	1,463,360	1,405,839	1,405,839
Total for Dept: 07000000	-980,784	-687,731	-58,476	-951,793	-870,839	-870,839

Office of Management and Budget



Office of Management and Budget

Mission Statement

The Office of Management and Budget (OMB) was established by Local Law 9 of 2010 which amended Article V of the Broome County Charter. The Finance Department and Office of Budget and Research were combined to form this office in 2011. The Director of the Office of Management and Budget is the Chief Fiscal Officer of the County. Accurate accounting and reporting of County financial operations conforming with governmental Generally Accepted Accounting Principles (GAAP) is a primary departmental function. The Director, as County Treasurer, receives county funds and invests cash to maximize return. The department coordinates and prepares the county's operating, capital, and grant budgets, coordinates the biweekly employee payroll process, and prepares necessary state and federal tax and employment information filings. Tax receivable management is a major responsibility.

Description

The Deputy Director serves under the Director and oversees accounting, treasury and payroll operations and works with budgetary and legislative issues. This position assists the Director with the preparation and control of the county operating, capital, and grant budgets.

Town and County real property tax warrants and bills are prepared annually. Information used in their preparation is gathered from various sources. Legislative resolutions are drafted and submitted for approval to the Broome County Legislature.

Certain agreements between local businesses and the Broome County Industrial Development Agency (The Agency) establish payments in lieu of taxes (PILOT) to be paid by the businesses. The county also bills

for and collects city payments in lieu of taxes. The Office of Management and Budget computes the charges based on agreements and prepares billings.

Town tax collector warrants expire in April and school and village collector warrants expire in November. Upon expiration of the warrants, the county becomes the receiver of taxes. Unpaid school and village taxes are returned to the county. These amounts are remitted to the school districts and villages the April following their return.

The department receives and records state and federal reimbursement for grant-in-aid and capital programs, departmental income transmittals, sales tax transmittals, mortgage tax transmittals, and proceeds from the issuance of debt.

Sales tax is received from New York State twice monthly (three times in June and December) and distributed to local municipalities quarterly. Mortgage tax is received from the County Clerk monthly and distributed to local municipalities semi-annually. Mortgage tax reports are completed and filed with New York State.

The department maintains county bank accounts using a pooled cash approach to cash management for amounts not legally required to be segregated. Cash is invested to maximize earnings using alternatives prescribed or regulated by state law.

The department maintains the county accounting ledger and prepares the county financial reports. The Comprehensive Annual Financial Report (CAFR) and the State Comptroller's Annual Update Document (AUD) are prepared in accordance with Generally Accepted Accounting Principles. The department works extensively with external auditors and prepares reports as necessary.

Tax forms are mailed quarterly to establishment authorized to levy the county's occupancy tax pursuant to Local Tax Law. Receipts are made and delinquencies pursued with the assistance of the County Attorney's Office.

Sales tax forms for taxes collected by the county are prepared monthly and uploaded to the New York State Department of Taxation and Finance website.

The department coordinates the county payroll function. This includes various reconciliations and software maintenance. Quarterly and annual payroll reports, including W-2s, are prepared and filed with New York State, the Internal Revenue Service and the Social Security Administration.

The department is responsible for the management of county fixed assets, except for Willow Point Nursing Home.

Debt is issued by the department based on cash needs for the county capital program. An Official Statement is prepared and distributed to capital markets to obtain the best interest rate. Arbitrage computations are completed and mandatory filings to the federal government made.

The Community College budget is also submitted for adoption to the Legislature. Spending guidelines for departments are adhered to, and capital projects are monitored to ensure timely completion.

The Director is also the Secretary/Treasurer of the Broome Tobacco Asset Corporation, maintaining the financial records and prepares the Corporation's financial reports.

General County revenue accounts are presented in the department budget.

Public administrator fees and tax search certificate fees directly underwrite the department's activities.

2018 Objectives

- Prepare the County Comprehensive Annual Financial Report, federally required Single Audit report, state required Department of Transportation Single Audit Report, and Landfill Financial Assurance Plan.
- Prepare the annual State Comptroller financial report.
- Maintain the financial records and reports of the Broome Tobacco Asset Securitization Corporation.
- Training and cross-training of financial personnel both internal and external to the department.
- Review and documentation of processes.
- Issuance of debt as necessary, emphasis on capital project management.
- Maximize earnings on county funds.
- Maintain the County financial system to meet financial information and reporting needs.
- Improve efficiency, enhance performance and reduce expenses.
- Assist departments with financial operations.

2018 Budget Highlights

- Continue to be the county center of financial competency and be a resource to county departments including assisting several departments directly with the financial operations in those departments.
- Reorganization of the department will achieve the consolidation of financial and budgeting functions

Office of Management and Budget 45010001

<u>Title of Position</u>	<u>Grade/Unit</u>	2016 <u>Actuals</u>	As of 7/5/17 <u>Current Authorized</u>	2018 <u>Requested</u>	2018 <u>Recommended</u>	2018 <u>Adopted</u>
<u>Full-Time Positions</u>						
Director of the Office of Management and Budget	K Admin	1	1	1	1	1
Deputy Director of OMB	G Admin	0	0	1	1	1
Deputy Director of OMB - Accounting*	G Admin	1	1	0	0	0
Deputy Director of OMB - Budget	F Admin	1	1	0	0	0
Treasury Manager	26 BAPA	0	0	1	1	1
Treasury Manager	23 BAPA	1	1	0	0	0
Senior Financial Analyst	24 BAPA	0	0	1	1	1
Senior Financial Analyst	21 BAPA	1	1	0	0	0
Treasury Associate	20 BAPA	0	0	1	1	1
Treasury Associate	19 BAPA	1	1	0	0	0
Payroll Supervisor	20 BAPA	0	0	1	1	1
Payroll Supervisor	18 BAPA	0	1	0	0	0
Payroll Supervisor	19 CSEA	1	0	0	0	0
Financial Analyst	19 CSEA	3	3	3	3	3
Treasury Clerk	14 CSEA	3	3	3	3	3
Principal Account Clerk **	13 CSEA	1	2	2	2	2
Total Full-Time Positions		14	15	14	14	14
<u>Part-Time Positions</u>						
None						
Total Part-Time Positions		0	0	0	0	0
Total Positions		14	15	14	14	14

* One position abolished in 2018

**One position unfunded in 2016 funding restored in 2017

**One position transferred from Public Works,Parks,Recreation & Youth Services in 2017

REPORT:BP033

BROOME COUNTY GOVERNMENT
 REVENUE AND APPROPRIATION SUMMARY
 BY DEPARTMENT AND DIVISION

FUND: 1010 General Operating
 DEPT: 45000000 Office of Management & Budget
 DIV: 01 Office of Management & Budget

Account	2016 Actuals	2017 Budget	2017 YTD Actuals As of 11/03/17	2018 Budget Requested	2018 Budget Recommended	2018 Budget Adopted
45000000 Office of Management & Budget						
0000001 Tax Items						
5000001 REAL PROPERTY TAXES	70,383,392	71,917,173	71,881,476	73,250,646	73,250,646	73,005,567
5000003 PAYMENT IN LIEU OF TAXES	1,055,861	1,044,550	981,753	1,200,000	1,200,000	1,200,000
5000004 INTEREST & PENAL-REAL PROP TAX	4,317,355	4,000,000	3,049,632	3,750,000	3,750,000	3,750,000
5000010 SALES AND USE TAX	77,677,452	77,698,585	54,689,416	79,838,166	79,838,166	79,838,166
0000001 Tax Items Totals	153,434,060	154,660,308	130,602,277	158,038,812	158,038,812	157,793,733
0000002 Departmental Income						
5000101 PUBLIC ADMINISTRATOR FEES	0	10,000	0	0	0	0
5000102 COMMISSIONER OF FINANCE	80,184	80,000	79,163	91,000	91,000	91,000
5000118 FEES FOR SERVICES	404	0	0	0	0	0
5000188 COMMUNITY COLLEGE CAPITAL COST	770,448	500,000	270,343	520,000	520,000	520,000
5000227 TITLE SEARCH FEES	0	0	450	0	0	0
5000327 FINANCE DEPT CHARGEBACKS	1,995	0	0	0	0	0
5000426 MISCELLANEOUS	10,572	0	8	0	0	0
5000431 MISCELLANEOUS	227	0	-1,161	0	0	0
0000002 Departmental Income Totals	863,830	590,000	348,803	611,000	611,000	611,000
0000003 Use of Money						
5000451 INTEREST AND EARNINGS	33,689	20,000	46,444	30,000	30,000	30,000
0000003 Use of Money Totals	33,689	20,000	46,444	30,000	30,000	30,000
0000005 Fines and Forfeitures						
5000490 FINES & FORFEITED BAIL	-9,750	0	0	0	0	0
5000493 HANDICAPPED PARKING SURCHARGE	-4,561	0	0	0	0	0
0000005 Fines and Forfeitures Totals	-14,311	0	0	0	0	0
0000007 Misc Interfund Revenues						
5000530 REFUNDS OF PRIOR YEARS EXPENDI	51,456	50,000	64,305	50,350	50,350	50,350
5000545 CREDIT CARD REBATES	7	0	0	0	0	0
5000550 OTB - DISTRIBUTED EARNINGS	92,514	96,000	66,255	90,000	90,000	90,000
0000007 Misc Interfund Revenues Totals	143,977	146,000	130,560	140,350	140,350	140,350

REPORT:BP033

BROOME COUNTY GOVERNMENT
REVENUE AND APPROPRIATION SUMMARY
BY DEPARTMENT AND DIVISION

FUND: 1010 General Operating
DEPT: 45000000 Office of Management & Budget
DIV: 01 Office of Management & Budget

Account	2016 Actuals	2017 Budget	2017 YTD Actuals As of 11/03/17	2018 Budget Requested	2018 Budget Recommended	2018 Budget Adopted
0000008 State Aid						
5000887 COMPASSIONATE CARE ACT	1,711	0	2,678	0	0	0
5000888 CASINO LICENSING FEES	3,847,610	2,202,641	2,549,225	3,340,000	3,340,000	3,340,000
0000008 State Aid Totals	3,849,321	2,202,641	2,551,903	3,340,000	3,340,000	3,340,000
Rev Total for Div: 4501	158,310,566	157,618,949	133,679,987	162,160,162	162,160,162	161,915,083
0000010 Personnel Service						
6001000 SALARIES FULL-TIME	747,018	849,381	601,653	792,853	792,853	792,853
6001002 SALARIES TEMPORARY	2,546	0	7,039	0	0	0
6001003 SALARIES OVERTIME	194	0	0	0	0	0
0000010 Personnel Service Totals	749,758	849,381	608,692	792,853	792,853	792,853
0000040 Contractual Expenditures						
6004012 OFFICE SUPPLIES	3,055	3,500	1,834	3,500	3,500	3,500
6004100 POSTAGE AND FREIGHT	152	100	103	150	150	150
6004105 DUES AND MEMBERSHIPS	720	750	730	750	750	750
6004106 GENERAL OFFICE EXPENSES	310	350	266	350	350	350
6004196 COPYING MACHINE RENTALS	1,972	2,000	1,660	2,000	2,000	2,000
6004538 LEGAL CHARGES AND FEES	0	300	36	50	50	50
0000040 Contractual Expenditures Totals	6,209	7,000	4,629	6,800	6,800	6,800
0000041 Chargeback Expenses						
6004602 INSURANCE PREMIUM CHARGEBACK	398	397	298	446	446	446
0000041 Chargeback Expenses Totals	398	397	298	446	446	446
0000080 Employee Benefits						
6008001 STATE RETIREMENT	123,539	143,224	94,052	119,100	119,100	119,100
6008002 SOCIAL SECURITY	54,721	64,977	44,071	60,654	60,654	60,654
6008004 WORKERS COMPENSATION	3,938	3,874	2,906	3,425	3,425	3,425
6008006 LIFE INSURANCE	184	225	169	210	210	210

REPORT:BP033

BROOME COUNTY GOVERNMENT
REVENUE AND APPROPRIATION SUMMARY
BY DEPARTMENT AND DIVISION

FUND: 1010 General Operating
DEPT: 45000000 Office of Management & Budget
DIV: 01 Office of Management & Budget

Account	2016 Actuals	2017 Budget	2017 YTD Actuals As of 11/03/17	2018 Budget Requested	2018 Budget Recommended	2018 Budget Adopted
6008007 HEALTH INSURANCE	90,719	117,048	82,598	105,052	105,052	105,052
6008009 RETIREE HEALTH INSURANCE	27,144	26,620	17,758	26,522	26,522	26,522
6008010 DISABILITY INSURANCE	496	783	392	705	705	705
0000080 Employee Benefits Totals	300,741	356,751	241,946	315,668	315,668	315,668
Exp Total for Div: 4501	1,057,106	1,213,529	855,565	1,115,767	1,115,767	1,115,767
Total for Div: 45000000	157,253,460	156,405,420	132,824,422	161,044,395	161,044,395	160,799,316

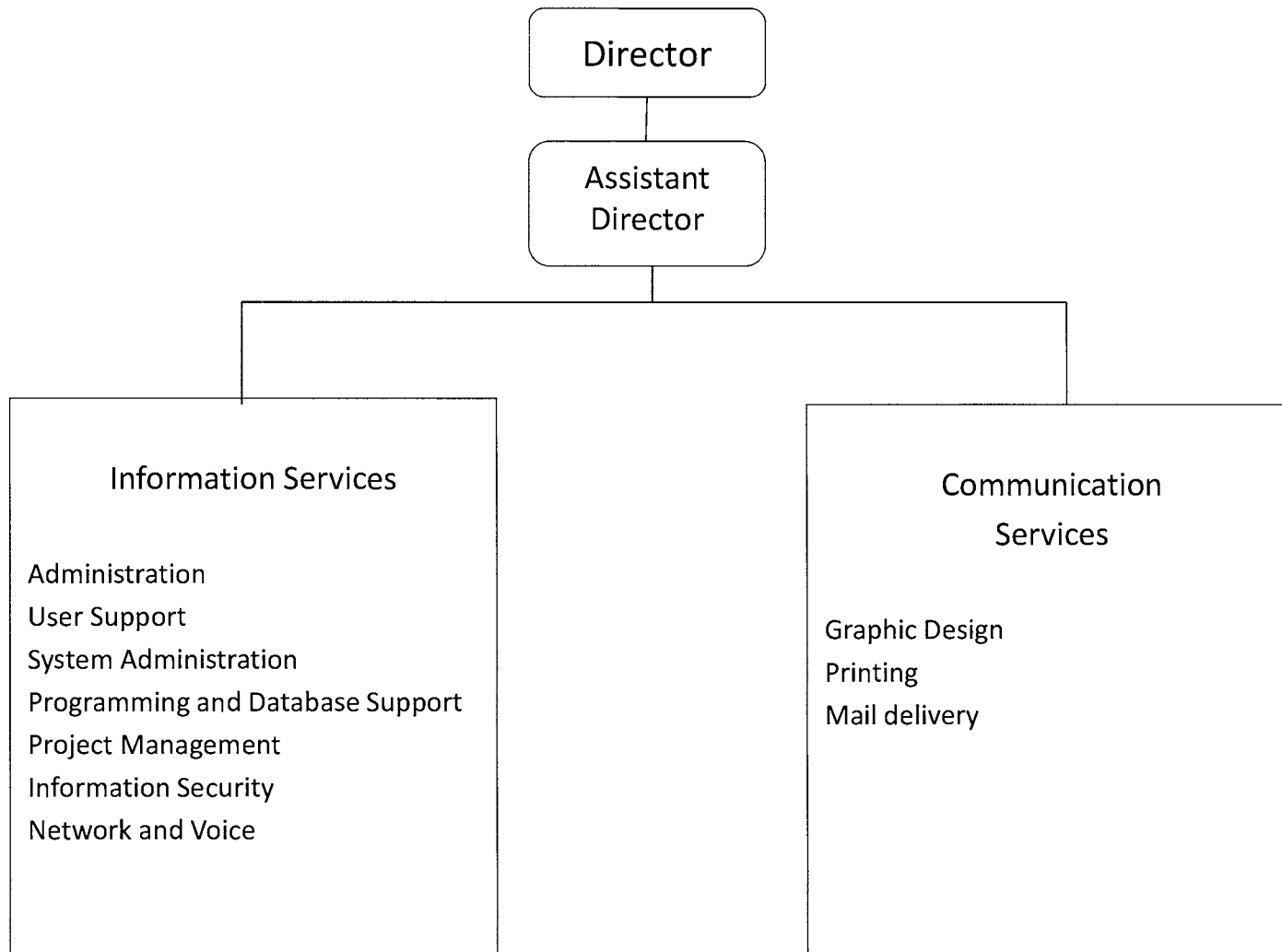
REPORT:BP033

BROOME COUNTY GOVERNMENT
REVENUE AND APPROPRIATION SUMMARY
BY DEPARTMENT AND DIVISION

FUND: 1010 General Operating
DEPT: 45000000 Office of Management & Budget
DIV: 02

Account	2016 Actuals	2017 Budget	2017 YTD Actuals As of 11/03/17	2018 Budget Requested	2018 Budget Recommended	2018 Budget Adopted
0000001 Tax Items						
5000010 SALES AND USE TAX	44,174,392	0	0	0	0	0
0000001 Tax Items Totals	44,174,392	0	0	0	0	0
Rev Total for Div: 4502	44,174,392	0	0	0	0	0
0000040 Contractual Expenditures						
6004598 SALES TAX DISTRIBUTION	44,174,392	0	0	0	0	0
0000040 Contractual Expenditures Totals	44,174,392	0	0	0	0	0
Exp Total for Div: 4502	44,174,392	0	0	0	0	0
Total for Div: 45000000	0	0	0	0	0	0
Total for Dept: 45000000	157,253,460	156,405,420	132,824,422	161,044,395	161,044,395	160,799,316

Information Technology



Information Technology

Mission Statement

Our mission is to deliver Information Technology, Printing, Graphic, and Mail Services to all County departments designated agencies and various non-profit organizations in a cost-effective, efficient, and professional manner. We strive to build and maintain a secure, reliable, highly available, efficient and flexible infrastructure.

Description

The Division of Information Technology is comprised of two main sections: Information Services (Data, Voice and Video Services) and Communications Services (printing, graphics and mail services areas).

Information Services:

The Computer Center is comprised of five groups: Administration, Customer Support, Systems Support, Network Support and Programming.

Administration provides overall direction, general administrative, budget related processes, and clerical support for the entire division.

Customer Support staff provides computer user support during regular business hours for all systems and are on-call 24 by 7 supporting critical safety systems. The staff purchases, configures and deploys all new desktop, laptop and mobile equipment and peripherals.

System Support staff supports all server and security equipment county-wide. Resolves problems, maintains existing equipment and installs new servers, appliances, network storage, etc. They prepare specifications for all computer equipment and software, orders-receives-tests-installs new servers, network storage, spam filters, web filters, etc. The staff also plans all enhancements in equipment, as well as assists the Programming staff with related matters.

Programming staff supports and maintains HR, Payroll and Financial systems as well as any custom programming and develops new custom computer programs, performs problem resolutions, conducts feasibility studies, researches new solutions and software packages, and develops user documentation and training materials for new programs.

Communication Services is responsible for providing services such as graphic design, offset and digital printing, color and black/white photocopying, and mail services to all County departments, designated agencies, non-profit organizations, schools, and local governments.

Network Support is responsible for the design, development, implementation and maintenance of Broome County's network, voice, video, and unified communication systems. They design and manage the network infrastructure including routers, switches, firewalls, VPN connections.

They also maintain all data communication lines and wireless data connections between county facilities and many municipalities and non-profit groups. Including, but not limited to hosting and supporting public safety systems used by over 105 other counties, towns and municipalities across the state.

2018 Objectives

- Provide a modern technology infrastructure that is secure, sustainable, highly available and resilient by replacing old technology with enterprise level solutions that can be shared among county departments and offer that same infrastructure to local towns and villages where possible as shared services.
- Evaluate existing systems and standardize on as few platforms as is possible.
- Virtualize servers and desktops wherever possible as a means of providing flexibility and reduced costs by sharing resources.
- Continue to update the county network to provide the resiliency and bandwidth needed for the continually expanding data needs in a secure and responsible fashion.

2018 Budget Highlights

- Reduce expensive maintenance on older equipment by replacing aging hardware with new and more energy efficient models. Consolidate network appliances where possible to reduce the amount of equipment needing support.
- Core network equipment that is over ten years old and going end of support will be replaced. We will also be upgrading our virtual desktop and server equipment.
- Our goal is to complete an Information Disaster Recovery plan and document the supported systems in an IT Catalog of Services.

Information Technology 10020001

<u>Title of Position</u>	<u>Grade/Unit</u>	As of				
		2016 <u>Actuals</u>	7/5/2017 <u>Current Authorized</u>	2018 <u>Requested</u>	2018 <u>Recommended</u>	2018 <u>Adopted</u>
<u>Full-Time Positions</u>						
Director of Information Services	I Admin	1	1	1	1	1
Assistant Director of Information Technology	H Admin	1	1	1	1	1
Systems Programmer II	26 BAPA	1	1	1	1	1
Systems Administrator	26 BAPA	1	1	1	1	1
Telecommunications Manager	25 BAPA	1	1	1	1	1
Business Analyst	25 BAPA	0	1	1	1	1
Data Base Analyst	24 BAPA	1	1	1	1	1
Computer Programmer Analyst	23 BAPA	3	2	2	2	2
Project Coordinator	23 BAPA	1	1	1	1	1
Network Specialist	22 BAPA	4	4	4	4	4
Computer Technician Coordinator	20 BAPA	1	1	1	1	1
Telecommunications Technician	20 CSEA	1	1	1	1	1
Data Communications Technician	20 CSEA	0	0	1	0	0
Senior Computer Hardware Technician	18 CSEA	1	1	1	1	1
Data Communications Technician	18 CSEA	1	1	0	1	1
Computer Hardware Technician *	16 CSEA	4	3	3	3	3
Senior Computer Operator	16 CSEA	2	2	2	2	2
IT Contract Coordinator	16 CSEA	0	0	1	0	0
Secretary	13 CSEA	1	1	1	1	1
IT Contract Coordinator	13 CSEA	0	1	0	1	1
Senior Account Clerk	9 CSEA	1	0	0	0	0
Total Full-Time Positions		26	25	25	25	25
<u>Part-Time Positions</u>						
Computer Operations Supervisor	20 BAPA	1	1	1	1	1
Total Part-Time Positions		1	1	1	1	1
Total Positions		27	26	26	26	26

*Two positions unfunded since 2014, one abolished in 2017

BROOME COUNTY GOVERNMENT
 REVENUE AND APPROPRIATION SUMMARY
 BY DEPARTMENT AND DIVISION

FUND: 1010 General Operating
 DEPT: 10000000 Information Technology
 DIV: 02 IT-Information Services

Account	2016 Actuals	2017 Budget	2017 YTD Actuals As of 11/03/17	2018 Budget Requested	2018 Budget Recommended	2018 Budget Adopted
0000002 Departmental Income						
5000111 TELEPHONE CHGS - OUTSIDE USERS	19,297	10,204	11,618	8,181	8,181	8,181
5000305 DATA PROCESSING SERVICES	1,842,449	2,005,760	1,026,578	2,134,856	2,134,856	2,134,856
5000315 TELEPHONE CHGS - COUNTY OWNED	298,081	300,893	283,026	359,577	359,577	359,577
5000426 MISCELLANEOUS	6,984	34,127	9,824	9,362	9,362	9,362
0000002 Departmental Income Totals	2,166,811	2,350,984	1,331,046	2,511,976	2,511,976	2,511,976
0000007 Misc Interfund Revenues						
5000545 CREDIT CARD REBATES	434	0	336	400	400	400
0000007 Misc Interfund Revenues Totals	434	0	336	400	400	400
Rev Total for Div: 1002	2,167,245	2,350,984	1,331,382	2,512,376	2,512,376	2,512,376
0000010 Personnel Service						
6001000 SALARIES FULL-TIME	1,545,365	1,575,786	1,155,215	1,584,448	1,577,744	1,577,744
6001001 SALARIES PART-TIME	29,849	33,600	28,733	42,002	42,002	42,002
6001002 SALARIES TEMPORARY	12,025	10,000	0	10,400	10,400	0
6001003 SALARIES OVERTIME	390	500	3,069	500	500	500
6001008 STAND-BY PAY	7,320	7,300	5,850	7,300	7,300	7,300
0000010 Personnel Service Totals	1,594,949	1,627,186	1,192,867	1,644,650	1,637,946	1,627,546
0000020 Equipment and Capital Outlay						
6002503 COMPUTER EQUIPMENT	216,400	110,000	63,216	51,000	51,000	0
0000020 Equipment and Capital Outlay Totals	216,400	110,000	63,216	51,000	51,000	0
0000040 Contractual Expenditures						
6004010 BOOKS AND SUBSCRIPTIONS	0	1,200	0	800	800	800
6004012 OFFICE SUPPLIES	1,810	1,000	1,370	1,000	1,000	1,000
6004020 DPW BLDG SERVICE SUPPLIES	4,483	0	0	0	0	0
6004048 MISC OPERATIONAL SUPPLIES	16,107	14,910	431	15,020	15,020	15,020
6004055 COMPUTER SOFTWARE AND SUPPLIES	688,512	606,978	88,679	464,296	464,296	464,296

REPORT:BP033

BROOME COUNTY GOVERNMENT
REVENUE AND APPROPRIATION SUMMARY
BY DEPARTMENT AND DIVISION

FUND: 1010 General Operating
DEPT: 10000000 Information Technology
DIV: 02 IT-Information Services

Account	2016 Actuals	2017 Budget	2017 YTD Actuals As of 11/03/17	2018 Budget Requested	2018 Budget Recommended	2018 Budget Adopted
6004056 COMPUTER EQUIPMENT(NON CAPITAL	101,649	251,779	122,059	180,726	180,726	180,726
6004082 COMPUTER CENTER SUPPLIES	67,785	25,052	49,607	62,059	62,059	62,059
6004100 POSTAGE AND FREIGHT	4,067	1,200	92	1,200	1,200	1,200
6004101 TELEPHONE	6,452	64,800	3,559	402,528	402,528	402,528
6004102 TELEPHONE EQUIPMENT	332,075	381,480	326,288	27,000	27,000	27,000
6004103 TELEPHONE LOCAL CALLS	10,517	10,000	10,220	10,500	10,500	10,500
6004104 TELEPHONE LONG DISTANCE	11,006	11,500	10,110	11,000	11,000	11,000
6004105 DUES AND MEMBERSHIPS	0	200	50	200	200	200
6004106 GENERAL OFFICE EXPENSES	0	0	1,385	0	0	0
6004137 ADVERTISING AND PROMOTION EXPE	0	500	282	500	350	350
6004138 OTHER OPERATIONAL EXPENSES	1,616	180	12,368	0	0	0
6004160 MILEAGE AND PARKING-LOCAL	0	800	1	500	500	500
6004161 TRAVEL HOTEL AND MEALS	200	5,560	200	5,000	5,000	5,000
6004162 EDUCATION AND TRAINING	43,278	33,615	29,418	33,615	33,615	33,615
6004168 OTHER PERSONNEL EXPENSES	165	150	165	150	150	150
6004169 DAY TRIP MEAL REIMBURSEMENT	0	1,930	20	1,650	1,650	1,650
6004192 SOFTWARE MAINTENANCE	899,000	1,269,138	1,339,091	1,526,270	1,526,270	1,526,270
6004193 HARDWARE MAINTENANCE	371,322	340,456	182,250	293,355	293,355	293,355
6004194 SOFTWARE RENTAL	0	29,600	14,344	5,344	5,344	5,344
6004195 HARDWARE RENTAL	2,370	16,200	0	1,405	1,405	1,405
6004196 COPYING MACHINE RENTALS	417	2,000	2,229	1,994	1,994	1,994
6004505 CONTRACTED DATA PROCESSING SER	126,777	40,138	130,386	113,422	113,422	113,422
6004573 OTHER FEES FOR SERVICES	99,551	104,000	60,093	104,000	104,000	104,000
0000040 Contractual Expenditures Totals	2,789,159	3,214,366	2,384,697	3,263,534	3,263,384	3,263,384
0000041 Chargeback Expenses						
6004602 INSURANCE PREMIUM CHARGEBACK	1,613	1,098	823	1,363	1,363	1,363
6004610 PERSONNEL SERVICES CHARGEBACKS	82,777	91,967	0	0	0	0
6004615 GASOLINE CHARGEBACK	1,462	2,475	1,040	1,350	1,350	1,350
6004616 FLEET SERVICE CHARGEBACK	7,752	8,625	8,625	4,500	4,500	4,500
6004626 TRANSPORTATION SERVICES CHARGE	0	0	0	14,570	14,570	14,570
0000041 Chargeback Expenses Totals	93,604	104,165	10,488	21,783	21,783	21,783
0000060 Principal on Indebtedness						
6006008 PRINCIPAL ON CAPITAL LEASE	95,685	0	0	0	0	0
0000060 Principal on Indebtedness Totals	95,685	0	0	0	0	0

BROOME COUNTY GOVERNMENT
 REVENUE AND APPROPRIATION SUMMARY
 BY DEPARTMENT AND DIVISION

FUND: 1010 General Operating
 DEPT: 10000000 Information Technology
 DIV: 02 IT-Information Services

Account	2016 Actuals	2017 Budget	2017 YTD Actuals As of 11/03/17	2018 Budget Requested	2018 Budget Recommended	2018 Budget Adopted
0000070 Interest on Indebtedness						
6007005 INTEREST ON CAPITAL LEASE	1,981	0	0	0	0	0
0000070 Interest on Indebtedness Totals	<u>1,981</u>	<u>0</u>	<u>0</u>	<u>0</u>	<u>0</u>	<u>0</u>
0000080 Employee Benefits						
6008001 STATE RETIREMENT	247,532	247,214	169,715	234,055	232,847	232,847
6008002 SOCIAL SECURITY	116,578	122,916	87,213	121,210	120,697	119,901
6008004 WORKERS COMPENSATION	16,958	17,030	13,283	22,480	22,480	22,480
6008006 LIFE INSURANCE	357	390	271	360	360	360
6008007 HEALTH INSURANCE	204,563	198,925	155,107	227,239	227,239	227,239
6008009 RETIREE HEALTH INSURANCE	160,656	167,970	127,289	191,009	191,009	191,009
6008010 DISABILITY INSURANCE	657	783	535	792	792	792
6008011 UNEMPLOYMENT INSURANCE	0	0	12,145	0	0	0
6008013 HEALTH INS - RETIRE INCENTIVE	7,362	0	0	0	0	0
0000080 Employee Benefits Totals	<u>754,663</u>	<u>755,228</u>	<u>565,558</u>	<u>797,145</u>	<u>795,424</u>	<u>794,628</u>
0000090 Transfers						
6009002 TRANSFER TO GRANT FUND	0	0	0	85,275	85,275	85,275
0000090 Transfers Totals	<u>0</u>	<u>0</u>	<u>0</u>	<u>85,275</u>	<u>85,275</u>	<u>85,275</u>
Exp Total for Div: 1002	<u>5,546,441</u>	<u>5,810,945</u>	<u>4,216,826</u>	<u>5,863,387</u>	<u>5,854,812</u>	<u>5,792,616</u>
Total for Div: 10000000	<u>-3,379,196</u>	<u>-3,459,961</u>	<u>-2,885,444</u>	<u>-3,351,011</u>	<u>-3,342,436</u>	<u>-3,280,240</u>
Total for Dept: 10000000	<u>-3,892,259</u>	<u>-3,993,790</u>	<u>-3,297,975</u>	<u>-3,836,861</u>	<u>-3,828,286</u>	<u>-3,766,090</u>

Communication Services

Mission Statement

To deliver printing, graphic and mail services to all county departments, and other designated agencies, in a cost saving, timely and professional manner, while using the latest technology set by the industry standards.

Description

The Communications Division consists of three main functions: graphic design, printing and mail services. The design service uses a variety of software such as InDesign, Illustrator, Photoshop and FreeHand to create a variety of customer driven requests. The printing service consists of a full color copier, a high speed-high volume-black and white copier, one offset printing press, one digital envelop printer and a variety of bindery equipment, along with advanced printing software. The mail service offers pick-up and delivery, sorting and mail processing for all county departments, while using procedures to defray the cost of rising postage.

2018 Objectives

- Continue to provide cost saving services to all county departments and organizations while maintaining the highest quality, along with a quick turnaround time, confidentiality and convenience, while keeping our operating costs down.
- Continue to explore new revenue outlets in local government and non-profit organizations in Broome and surrounding Counties.

2018 Budget Highlights

- Replacing the postage meter and graphic artist computer.
- To maintain a balanced budget while advancing toward the use of digital printing technology, reducing the need for printing chemicals while still providing the highest quality and fastest service of print products.

Information Technology 10010001
 Communication Services

<u>Title of Position</u>	<u>Grade/Unit</u>	2016	As of	2018	2018	2018
		<u>Actuals</u>	7/5/2017 Current <u>Authorized</u>	<u>Requested</u>	<u>Recommended</u>	<u>Adopted</u>
<u>Full-Time Positions</u>						
Graphic Technician	20 CSEA	1	1	1	1	1
Senior Offset Duplicating Machine Operator	12 CSEA	1	1	1	1	1
Offset Duplicating Machine Operator	11 CSEA	1	1	1	1	1
Courier	9 CSEA	2	2	2	2	2
Total Full-Time Positions		5	5	5	5	5
<u>Part-Time Positions</u>						
Offset Duplicating Machine Operator	11 CSEA	1	1	1	1	1
Total Part-Time Positions		1	1	1	1	1
Total Positions		6	6	6	6	6

REPORT:BP033

BROOME COUNTY GOVERNMENT
REVENUE AND APPROPRIATION SUMMARY
BY DEPARTMENT AND DIVISION

FUND: 1010 General Operating
DEPT: 10000000 Information Technology
DIV: 01 IT-Communication Services

Account	2016 Actuals	2017 Budget	2017 YTD Actuals As of 11/03/17	2018 Budget Requested	2018 Budget Recommended	2018 Budget Adopted
10000000 Information Technology						
0000002 Departmental Income						
5000189 OTHER LOCAL GOVERNMENTS	105,364	99,149	83,916	94,369	94,369	94,369
5000307 CENTRAL SERVICES CHARGES	237,969	252,151	171,664	294,618	294,618	294,618
5000317 PRINTING CHARGEBACKS	84,328	94,267	74,961	101,518	101,518	101,518
5000333 OTHER DEPARTMENTAL CHARGEBACK	6,855	5,373	5,016	8,120	8,120	8,120
5000426 MISCELLANEOUS	16,386	5,772	8,737	18,504	18,504	18,504
0000002 Departmental Income Totals	450,902	456,712	344,294	517,129	517,129	517,129
Rev Total for Div: 1001	450,902	456,712	344,294	517,129	517,129	517,129
0000010 Personnel Service						
6001000 SALARIES FULL-TIME	209,961	224,507	181,294	227,290	227,290	227,290
6001001 SALARIES PART-TIME	21,474	20,097	16,884	20,572	20,572	20,572
0000010 Personnel Service Totals	231,435	244,604	198,178	247,862	247,862	247,862
0000040 Contractual Expenditures						
6004010 BOOKS AND SUBSCRIPTIONS	1,999	1,500	1,999	2,000	2,000	2,000
6004011 DUPLICATING AND PRINTING RM SU	14,091	15,000	5,499	14,400	14,400	14,400
6004012 OFFICE SUPPLIES	32,767	43,800	25,719	35,000	35,000	35,000
6004100 POSTAGE AND FREIGHT	477,402	478,000	359,501	488,000	488,000	488,000
6004102 TELEPHONE EQUIPMENT	11,989	0	0	0	0	0
6004106 GENERAL OFFICE EXPENSES	1,380	1,100	1,095	2,000	2,000	2,000
6004195 HARDWARE RENTAL	-32,443	12,000	7,110	12,000	12,000	12,000
6004196 COPYING MACHINE RENTALS	49,877	63,600	51,484	63,600	63,600	63,600
6004573 OTHER FEES FOR SERVICES	2,660	0	0	0	0	0
0000040 Contractual Expenditures Totals	559,722	615,000	452,407	617,000	617,000	617,000
0000041 Chargeback Expenses						
6004602 INSURANCE PREMIUM CHARGEBACK	372	253	190	0	0	0
6004615 GASOLINE CHARGEBACK	587	900	528	2,250	2,250	2,250
6004616 FLEET SERVICE CHARGEBACK	1,938	2,156	2,156	6,750	6,750	6,750
0000041 Chargeback Expenses Totals	2,897	3,309	2,874	9,000	9,000	9,000

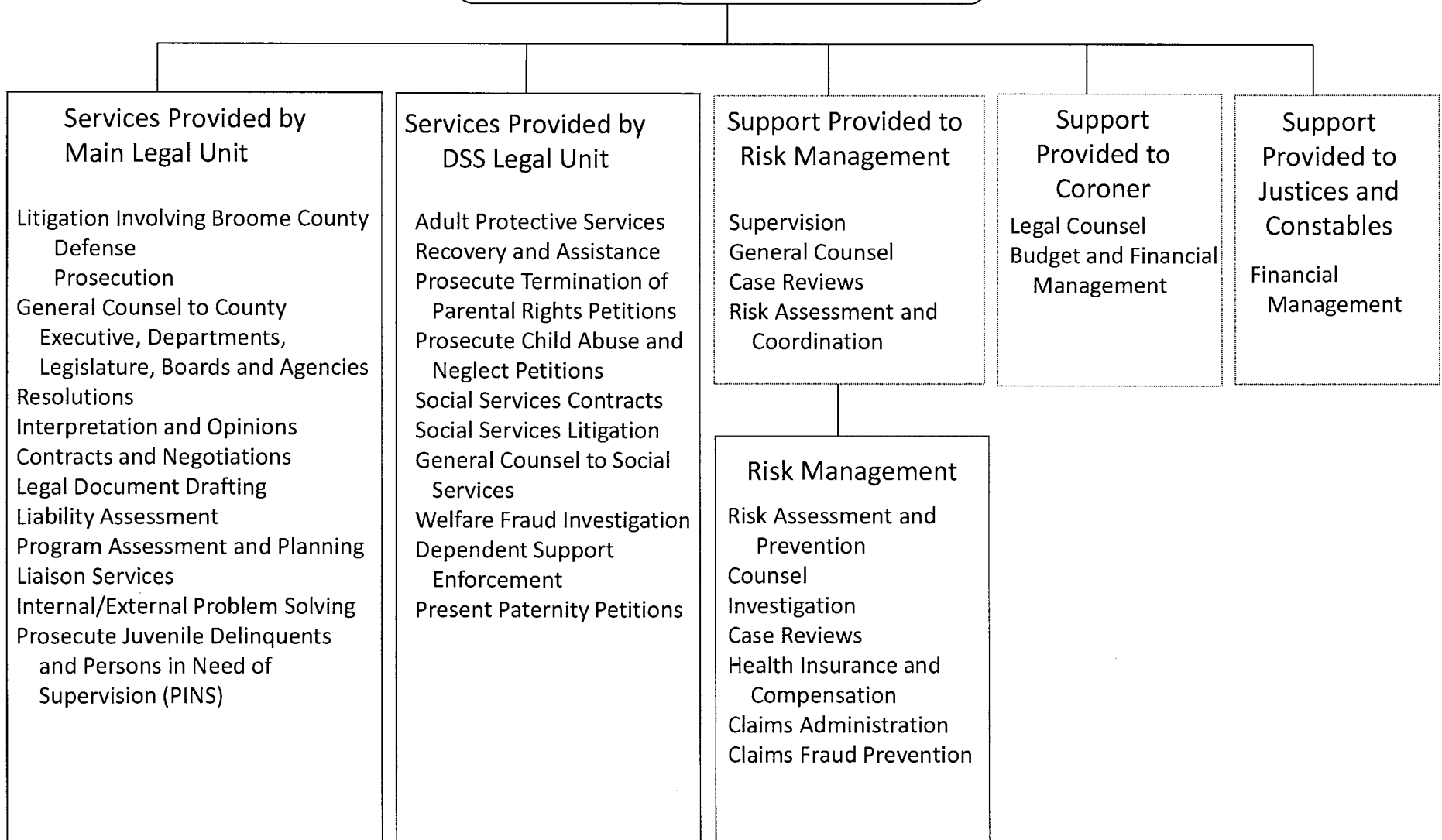
BROOME COUNTY GOVERNMENT
 REVENUE AND APPROPRIATION SUMMARY
 BY DEPARTMENT AND DIVISION

FUND: 1010 General Operating
 DEPT: 10000000 Information Technology
 DIV: 01 IT-Communication Services

Account	2016 Actuals	2017 Budget	2017 YTD Actuals As of 11/03/17	2018 Budget Requested	2018 Budget Recommended	2018 Budget Adopted
0000060 Principal on Indebtedness						
6006008 PRINCIPAL ON CAPITAL LEASE	40,042	0	0	0	0	0
0000060 Principal on Indebtedness Totals	40,042	0	0	0	0	0
0000070 Interest on Indebtedness						
6007005 INTEREST ON CAPITAL LEASE	4,036	0	0	0	0	0
0000070 Interest on Indebtedness Totals	4,036	0	0	0	0	0
0000080 Employee Benefits						
6008001 STATE RETIREMENT	37,277	37,340	29,963	38,536	38,536	38,536
6008002 SOCIAL SECURITY	17,095	17,175	14,297	18,961	18,961	18,961
6008004 WORKERS COMPENSATION	3,914	4,087	3,065	0	0	0
6008006 LIFE INSURANCE	72	75	63	75	75	75
6008007 HEALTH INSURANCE	31,568	29,323	34,491	39,543	39,543	39,543
6008009 RETIREE HEALTH INSURANCE	34,307	39,193	21,131	31,562	31,562	31,562
6008010 DISABILITY INSURANCE	381	435	356	440	440	440
6008013 HEALTH INS - RETIRE INCENTIVE	1,219	0	0	0	0	0
0000080 Employee Benefits Totals	125,833	127,628	103,366	129,117	129,117	129,117
Exp Total for Div: 1001	963,965	990,541	756,825	1,002,979	1,002,979	1,002,979
Total for Div: 10000000	-513,063	-533,829	-412,531	-485,850	-485,850	-485,850

Law Department

County Attorney



Law County Attorney

Mission Statement

To legally protect and indemnify Broome County Government in deliberations and actions by providing effective legal representation and advice to the County Executive, the Legislature, and all county departments and various boards.

Description

- Draft resolutions, local laws, contracts, and other documents at the request of Broome County departments, boards, officers and employees.
- Defend the County of Broome, its officers and employees in all civil actions commenced against them in local, state, and federal courts and to initiate litigation on behalf of the county to recover money and property due the county.
- Assist county departments in resolving disputes with outside vendors, contractors, and landlords to avoid litigation when possible.
- Represent and advise the Broome County Legislature, the Board of Acquisition and Contract, the Public Library, Broome Community College, the Arena Board and other county legislative and advisory boards.
- Prosecute children who either break the law or need supervision in the name of the county and in the name of the state,
- Prosecute health code violations and illegal dumping cases.
- Represent the county in all administrative hearings and reviews at the local, state, and federal level.
- Represent the Director of Office of Management and Budget in his capacity as public administrator of decedent's estates.
- Provide formal and informal legal advice to all departments, etc.

- Assist the Department of Risk and Insurance in mitigating legal risk faced by the county.

2018 Objectives

- Continue our policy of vigorously defending the county and settling litigation only when it is clearly indicated to be in the best interest of the county to do so.
- Continue to assist county administration and legislators in county economic development initiatives.
- Assist county administration and legislators in continuing to deliver services to county residents.
- Assist county administration and legislators in reviewing and revising, when necessary, the Broome County Charter, local laws and resolutions.
- Continue to work with the Departments of Social Services, Probation and Youth Bureau in managing placement and other services for minors in our community.

2018 Budget Highlights

- Maintained current level of services to county departments.
- Address increased case load from adoption of the New York State "Raise the Age" Legislation.

Law 11010001

<u>Title of Position</u>	<u>Grade/Unit</u>	2016 <u>Actuals</u>	As of 7/5/2017 <u>Current Authorized</u>	2018 <u>Requested</u>	2018 <u>Recommended</u>	2018 <u>Adopted</u>
<u>Full-Time Positions</u>						
County Attorney	AT-6	1	1	1	1	1
Chief Assistant County Attorney	AT-4	1	1	1	1	1
Senior Assistant County Attorney	AT-3	1	1	1	1	1
Assistant County Attorney II	AT-2	2	2	2	2	2
Assistant County Attorney*	AT-1	1	1	2	2	2
Office Manager	16 Admin	1	1	1	1	1
Paralegal	15 Admin	1	1	1	1	1
Secretary	14 Admin	2	2	2	2	2
Total Full-Time Positions		10	10	11	11	11
<u>Part-time Positions</u>						
None						
Total Part-Time Positions		0	0	0	0	0
Total Positions		10	10	11	11	11

* One position funded starting September 2018

REPORT:BP033

BROOME COUNTY GOVERNMENT
 REVENUE AND APPROPRIATION SUMMARY
 BY DEPARTMENT AND DIVISION

FUND: 1010 General Operating
 DEPT: 11000000 Law
 DIV: 01 Law

Account	2016 Actuals	2017 Budget	2017 YTD Actuals As of 11/03/17	2018 Budget Requested	2018 Budget Recommended	2018 Budget Adopted
11000000 Law						
0000002 Departmental Income						
5000310 COUNTY ATTORNEY FEES & CHARGES	180,863	257,775	94,306	257,775	257,775	257,775
5000428 OTHER CHARGES	11,541	7,400	25	7,400	7,400	7,400
0000002 Departmental Income Totals	192,404	265,175	94,331	265,175	265,175	265,175
0000007 Misc Interfund Revenues						
5000545 CREDIT CARD REBATES	19	0	33	0	0	0
5000546 Trust Account Inflows	6,493	0	0	0	0	0
0000007 Misc Interfund Revenues Totals	6,512	0	33	0	0	0
0000008 State Aid						
5000835 STATE AID	0	0	0	23,578	23,578	23,578
0000008 State Aid Totals	0	0	0	23,578	23,578	23,578
Rev Total for Div: 1101	198,916	265,175	94,364	288,753	288,753	288,753
0000010 Personnel Service						
6001000 SALARIES FULL-TIME	643,717	660,844	494,044	677,999	677,999	677,999
0000010 Personnel Service Totals	643,717	660,844	494,044	677,999	677,999	677,999
0000040 Contractual Expenditures						
6004010 BOOKS AND SUBSCRIPTIONS	14,682	9,000	9,582	9,000	9,000	9,000
6004012 OFFICE SUPPLIES	2,751	3,528	1,270	3,000	3,000	3,000
6004100 POSTAGE AND FREIGHT	462	360	206	360	360	360
6004105 DUES AND MEMBERSHIPS	2,290	2,450	0	2,450	2,450	2,450
6004106 GENERAL OFFICE EXPENSES	246	200	178	200	200	200
6004139 Trust Account Outflows	1,526	0	0	0	0	0
6004160 MILEAGE AND PARKING-LOCAL	0	25	0	25	25	25
6004161 TRAVEL HOTEL AND MEALS	1,995	2,000	300	2,000	2,000	2,000
6004162 EDUCATION AND TRAINING	1,913	3,000	1,015	3,000	2,000	2,000
6004168 OTHER PERSONNEL EXPENSES	0	50	0	50	50	50

REPORT:BP033

BROOME COUNTY GOVERNMENT
REVENUE AND APPROPRIATION SUMMARY
BY DEPARTMENT AND DIVISION

FUND: 1010 General Operating
DEPT: 11000000 Law
DIV: 01 Law

Account	2016 Actuals	2017 Budget	2017 YTD Actuals As of 11/03/17	2018 Budget Requested	2018 Budget Recommended	2018 Budget Adopted
6004196 COPYING MACHINE RENTALS	720	2,700	2,442	2,700	2,700	2,700
6004505 CONTRACTED DATA PROCESSING SER	17,055	17,700	13,143	18,095	18,095	18,095
6004534 JUROR FEES AND COURT EXPENSES	2,318	2,500	2,530	2,500	2,500	2,500
6004537 INVESTIGATIONS EXPENSES	457	1,000	58	1,000	1,000	1,000
6004538 LEGAL CHARGES AND FEES	14,823	100,000	5,069	30,000	25,000	25,000
6004541 STENOGRAPHIC SERVICES	4,325	6,000	3,540	6,000	6,000	6,000
0000040 Contractual Expenditures Totals	65,563	150,513	39,333	80,380	74,380	74,380
0000041 Chargeback Expenses						
6004602 INSURANCE PREMIUM CHARGEBACK	208	208	208	242	242	242
0000041 Chargeback Expenses Totals	208	208	208	242	242	242
0000060 Principal on Indebtedness						
6006008 PRINCIPAL ON CAPITAL LEASE	1,454	0	0	0	0	0
0000060 Principal on Indebtedness Totals	1,454	0	0	0	0	0
0000070 Interest on Indebtedness						
6007005 INTEREST ON CAPITAL LEASE	490	0	0	0	0	0
0000070 Interest on Indebtedness Totals	490	0	0	0	0	0
0000080 Employee Benefits						
6008001 STATE RETIREMENT	110,376	108,510	78,002	105,649	105,649	105,649
6008002 SOCIAL SECURITY	46,359	50,555	35,767	51,868	51,868	51,868
6008004 WORKERS COMPENSATION	3,381	3,679	3,679	3,589	3,589	3,589
6008006 LIFE INSURANCE	150	150	114	165	165	165
6008007 HEALTH INSURANCE	137,887	137,607	97,975	132,634	132,634	132,634
6008009 RETIREE HEALTH INSURANCE	103,639	109,400	73,620	109,974	109,974	109,974
6008013 HEALTH INS - RETIRE INCENTIVE	6,790	0	0	0	0	0
0000080 Employee Benefits Totals	408,582	409,901	289,157	403,879	403,879	403,879
Exp Total for Div: 1101	1,120,014	1,221,466	822,742	1,162,500	1,156,500	1,156,500

REPORT:BP033

BROOME COUNTY GOVERNMENT
REVENUE AND APPROPRIATION SUMMARY
BY DEPARTMENT AND DIVISION

FUND: 1010 General Operating
DEPT: 11000000 Law
DIV: 01 Law

Account	2016 Actuals	2017 Budget	2017 YTD Actuals As of 11/03/17	2018 Budget Requested	2018 Budget Recommended	2018 Budget Adopted
Total for Div: 11000000	-921,098	-956,291	-728,378	-873,747	-867,747	-867,747

Law

DSS Legal Unit

Mission Statement

Provide exemplary legal representation and counsel, to effectively support the many programs administered by the Broome County Department of Social Services.

Description

The function of the Legal Unit is to represent the Department of Social Services effectively in court and administrative hearings, and to advise and furnish legal services in support of the department's many programs.

In representing the department's Child Welfare and Child Support Programs, the Legal Unit is the single highest volume user of Broome County Family Court. In 2016, Legal Unit Family Court appearances totaled 4,786.

The Legal Unit is the legal safeguard for Broome County's abused and neglected children. Complex Family Court cases involving child abuse, child neglect, and foster children accounted for 1,784 attorney appearances.

Revenue producing cases seeking reimbursement for public assistance and Medicaid expenditures accounted for 3,002 court appearances. Legal Unit attorneys also appear in significant appellate and other litigation, particularly litigation involving the department's Medical Assistance and Protective Services for Adults Programs, as well as cases involving permanence for foster children. Each of these cases involves extensive preparation and court time.

Despite reorganizations, turnover of department administrative and line staff, and state and federal legislative changes that make recoveries of expenditures more difficult, in addition to its successful Medicaid activities, the Legal Unit continues to be extremely revenue positive. Non-child support collections involving personal injury, property, mortgage, and estate claims for 2016 totaled \$3,620,859, an increase of over \$45,000 from 2015. In 2017, Legal Unit non-child support collections are projected to exceed \$1,590,326. In 2017, child support collections representing recoveries of public assistance expenditures are projected to total an additional \$2.2M. Overall, Legal Unit 2017 collections are anticipated to total over \$3,791,166.

The Legal Unit also successfully has taken a leadership role in revenue producing "special endeavors" for Broome County. For example, Broome County's participation in New York State's Medicaid Provider Fraud Demonstration Project. Over 25 audits of local area providers involving over \$50 million in Medicaid claims were audited. From 2010 through 2012 over \$970,000 in recoveries were obtained through the Legal Unit's Medicaid compliance activities. In 2017, Legal Unit special endeavors resulted in over \$324K in additional revenues for Broome County. The Legal Unit also provides significant support for Broome's exemplary welfare fraud program.

In addition to actual monetary collections to reimburse cash welfare and Medicaid programs, the Legal Unit continued to obtain significant Medicaid cost savings through securing court orders requiring private health insurance to pay for health care, prior to Medicaid funds being expended. Legal Unit third party health insurance reimbursement efforts substantially contribute to over \$20 million annual Medicaid savings. These savings facilitate New York State's ability to ease its Medicaid financial burden on counties.

2018 Objectives

- Continue to be revenue positive, through obtaining substantial monetary recoveries to reimburse public assistance and Medicaid expenditures.
- Provide legal counsel to facilitate Social Services' as county's Persons In Need of Supervision (PINS) lead agency, and assure compliance with state mandated juvenile justice reforms, including facilitating legal compliance with juvenile detention reform initiatives to assure Broome County does not exceed New York State's Detention Block Grant funding.
- Maintain compliance with Federal Title IV-E standards, by assuring legally compliant court orders are obtained involving all foster children, thereby facilitating Broome County's continued receipt of substantial federal reimbursement.

Law 11020001
DSS Legal Services

<u>Title of Position</u>	<u>Grade/Unit</u>	As of 7/5/2017				
		2016 <u>Actuals</u>	Current <u>Authorized</u>	2018 <u>Requested</u>	2018 <u>Recommended</u>	2018 <u>Adopted</u>
<u>Full-Time Positions</u>						
Deputy County Attorney	AT-5	1	1	1	1	1
Senior Assistant County Attorney	AT-3	2	2	2	2	2
Assistant County Attorney II	AT-2	2	4	4	4	4
Assistant County Attorney	AT-1	2	0	0	0	0
Office Manager	16 Admin	1	1	1	1	1
Paralegal	15 Admin	1	1	1	1	1
Secretary	14 Admin	1	2	2	2	2
Keyboard Specialist	9 Admin	1	0	0	0	0
Total Full-Time Positions		11	11	11	11	11
<u>Part-Time Positions</u>						
None						
Total Part-Time Positions		0	0	0	0	0
Total Positions		11	11	11	11	11

BROOME COUNTY GOVERNMENT
 REVENUE AND APPROPRIATION SUMMARY
 BY DEPARTMENT AND DIVISION

FUND: 1010 General Operating
 DEPT: 11000000 Law
 DIV: 02 Law-DSS Legal Unit

Account	2016 Actuals	2017 Budget	2017 YTD Actuals As of 11/03/17	2018 Budget Requested	2018 Budget Recommended	2018 Budget Adopted
0000002 Departmental Income						
5000313 CHARGEBACKS - D S S	1,116,069	1,098,811	785,573	1,152,368	1,146,031	1,146,031
0000002 Departmental Income Totals	1,116,069	1,098,811	785,573	1,152,368	1,146,031	1,146,031
0000007 Misc Interfund Revenues						
5000545 CREDIT CARD REBATES	46	0	35	0	0	0
0000007 Misc Interfund Revenues Totals	46	0	35	0	0	0
Rev Total for Div: 1102	1,116,115	1,098,811	785,608	1,152,368	1,146,031	1,146,031
0000010 Personnel Service						
6001000 SALARIES FULL-TIME	731,992	711,887	578,237	731,237	726,195	726,195
6001002 SALARIES TEMPORARY	0	0	0	12,008	12,008	12,008
0000010 Personnel Service Totals	731,992	711,887	578,237	743,245	738,203	738,203
0000040 Contractual Expenditures						
6004010 BOOKS AND SUBSCRIPTIONS	13,959	13,000	12,064	13,000	13,000	13,000
6004012 OFFICE SUPPLIES	3,229	7,000	812	7,000	7,000	7,000
6004100 POSTAGE AND FREIGHT	381	500	303	500	500	500
6004105 DUES AND MEMBERSHIPS	755	1,600	480	1,600	1,600	1,600
6004106 GENERAL OFFICE EXPENSES	0	200	0	200	200	200
6004137 ADVERTISING AND PROMOTION EXPE	121	500	0	500	500	500
6004161 TRAVEL HOTEL AND MEALS	2,054	1,700	1,275	1,700	1,700	1,700
6004162 EDUCATION AND TRAINING	1,148	1,000	1,199	1,000	1,000	1,000
6004168 OTHER PERSONNEL EXPENSES	60	180	0	180	180	180
6004536 WITNESS EXPENSES	0	1,500	0	1,500	1,500	1,500
6004538 LEGAL CHARGES AND FEES	13,790	12,000	5,133	12,000	12,000	12,000
6004541 STENOGRAPHIC SERVICES	0	500	98	500	500	500
0000040 Contractual Expenditures Totals	35,497	39,680	21,364	39,680	39,680	39,680
0000041 Chargeback Expenses						

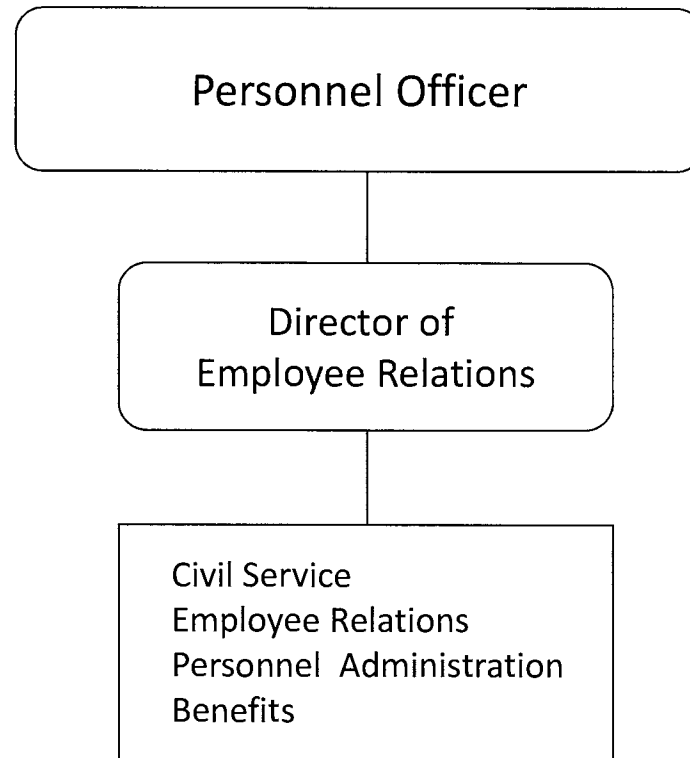
REPORT:BP033

BROOME COUNTY GOVERNMENT
REVENUE AND APPROPRIATION SUMMARY
BY DEPARTMENT AND DIVISION

FUND: 1010 General Operating
DEPT: 11000000 Law
DIV: 02 Law-DSS Legal Unit

Account	2016 Actuals	2017 Budget	2017 YTD Actuals As of 11/03/17	2018 Budget Requested	2018 Budget Recommended	2018 Budget Adopted
6004602 INSURANCE PREMIUM CHARGEBACK	208	208	208	242	242	242
6004609 DATA PROCESSING CHARGEBACKS	2,080	2,100	0	0	0	0
6004617 DUPLICATING/PRINTING CHARGEBAC	156	950	553	773	773	773
6004618 OFFICE SUPPLIES CHARGEBACK	3,679	3,200	2,696	3,600	3,600	3,600
0000041 Chargeback Expenses Totals	6,123	6,458	3,457	4,615	4,615	4,615
0000080 Employee Benefits						
6008001 STATE RETIREMENT	133,991	120,181	97,227	126,292	125,383	125,383
6008002 SOCIAL SECURITY	53,188	54,478	41,381	56,859	56,473	56,473
6008004 WORKERS COMPENSATION	3,381	3,679	3,679	3,589	3,589	3,589
6008006 LIFE INSURANCE	161	165	138	165	165	165
6008007 HEALTH INSURANCE	128,527	131,259	116,807	147,012	147,012	147,012
6008009 RETIREE HEALTH INSURANCE	28,992	31,024	20,683	30,911	30,911	30,911
0000080 Employee Benefits Totals	348,240	340,786	279,915	364,828	363,533	363,533
Exp Total for Div: 1102	1,121,852	1,098,811	882,973	1,152,368	1,146,031	1,146,031
Total for Div: 11000000	-5,737	0	-97,365	0	0	0
Total for Dept: 11000000	-926,835	-956,291	-825,743	-873,747	-867,747	-867,747

Department of Personnel



Department of Personnel

Mission Statement

To fairly and equitably administer the provisions of the New York State Civil Service Law and the Broome County Civil Service Rules with respect to the offices and employment in the classified service of 43 Broome County departments and the civil divisions therein, as well as sixteen towns, seven villages, twelve school districts (except Binghamton) the Southern Tier East Regional Board, and the Broome County Soil and Water Conservation District. Labor relations consulting to towns, villages and Binghamton Sewage Treatment Facility is provided as necessary.

The department also administers various human resource functions of county government including employee relations, employee benefits, leaves of absence, record management, recruitment, training, and staff development.

In addition, the department is responsible for the administration of various federal, state and local laws, rules and regulations including the Taylor Law, Fair Labor Standards Act, Affordable Care Act and Family and Medical Leave Act.

Description

The Broome County Department of Personnel is comprised of four functional units as follows:

The Civil Service Administration Unit administers New York State Civil Service Law, and develops and maintains the position classification

plan. This unit also administers competitive examinations, certifies payrolls, reviews applicant qualifications, reviews and approves appointments and personnel changes, oversees state mandated roster card maintenance, certifies civil service eligible lists, develops and maintains county civil service rules, provides advice, counsel and support to appointing authorities in the county, the towns, villages, school districts and special districts, and calculates all lay-offs for the county and the jurisdictions. All civil service functions are mandated by New York State Civil Service Law which forbids charging for any services; however, we can charge exam fees. The state continues to decentralize more exams which is time consuming for our staff. It is the goal of this unit to uphold the standards of merit and fitness in the hiring of all civil service employees, as required by the New York State Constitution. The unit continues to work with Information Technology in automating as much of these processes as possible to provide better service.

The Personnel Administration/Benefits Unit is responsible for the administration of county benefit programs (i.e. health insurance, life insurance, disability insurance, flexible spending accounts and retirement). This unit also administers the central records system (payroll and position control files), unemployment insurance, leaves of absence, is responsible for maintenance and updates of the Personnel Policy and Procedures Manual and Employee Handbook and maintains personnel files and state required roster cards under the guidance of the civil service unit. Other areas of responsibility include monitoring employee performance evaluations, salary and longevity administration, employee assistance program, recruitment, new employee orientation and development and coordination of programs to improve employee productivity and morale such as flu shot programs and coordination of special training requests. Support

is provided to the Director of Employee Relations by developing and producing specialized reports and researching employee histories. The unit ensures compliance with the Family and Medical Leave Act, Affordable Care Act, and COBRA Laws. There is coordination with the New York State Retirement System on special events such as early retirement incentives and seminars. This unit is responsible for the distribution of retirement information from the retirement system to the employees. The unit answers all employee verification requests. It is the goal of this unit to provide information services to the employees, department heads and supervisors of Broome County in an efficient and courteous manner.

The Director of Employee Relations is responsible for negotiating and administering eight collective bargaining agreements. This includes the handling of all grievances, disciplinary matters and improper practices as well as providing advice on topics such as attendance, performance and layoffs. The unit also monitors compliance with and offers guidance on a variety of laws pertaining to the human resource function including the Family and Medical Leave Act, Fair Labor Standards Act and Taylor Law. Issues regarding unemployment benefits, human rights complaints, and Federal Department of Labor and Equal Employment Opportunity Commission complaints are addressed by this unit. The director provides training to supervisors in the areas of discipline and contract administration and attempts to resolve issues in an informal manner. The goal is to work with county and union representatives to prevent potential problems and to resolve problems that do arise. The director seeks outcomes in the best interest of Broome County while also providing a fair and equitable workplace for the employees of Broome County.

In many cases, these outcomes alleviate costly legal expenses from arbitration hearings or other litigation. An example of such was the resolution of contract disputes with the Broome County Sheriff's Law Enforcement Officers Association. Working with union officials the county administration resolved this contract dispute shortly before interest arbitration hearings were to begin. Avoiding the expected long hearing, resolution of the contract disputes resulted in tremendous savings to both the county and union. This continuing cooperative relationship between the county administration and the various employee labor unions has proved to be successful and cost effective to both parties.

Cooperative efforts of county administration and unions have helped avoid costly and time-consuming arbitration hearings. There were no hearings in 2013 and 2014 and one in 2015, which resulted in a favorable decision for the county. There were no hearings in 2016. In late 2017 and 2018 we anticipate some arbitrage hearings taking place unless we avoid them through negotiation with the unions.

Contract negotiations will begin in late 2017 with the Amalgamated Transit Union (ATU) and Broome County Sheriff's Law Enforcement Union whose contracts expire on December 31, 2017.

EEOC duties and responsibilities are performed by the Personnel Officer, the Director of Employee Relations and members of the Personnel Administration and Benefits Unit.

The responsibilities of this function include the following:

- Administration of the county affirmative action plan and policies, the Minority/Women's Business Enterprise and disadvantaged Enterprise programs.
- Education and training of department heads, managers, and staff to ensure that the county is compliant with federal and state legislation such as the New York State Human Rights Act, Federal Equal Employment Opportunity laws, the Americans with Disabilities Act (ADA), and New York State disability laws.
- Investigation of alleged discrimination, sexual harassment and non-compliant practices related to equal employment opportunity.
- Analysis of county employment processes including testing, hiring policies, training, promotion, to develop outreach and hiring programs to attract protected class candidates to county employment.
- Outreach activities including participation in public forums focusing on public employment opportunities, the civil service process, and application procedures.
- Consultation with county departments, contractors, and project managers to ensure that the County is in compliance with laws, regulations, and contractual agreements with federal and state funding agencies.

2018 Objectives

- Continue to provide in-house training and education for county departments in the following areas; General management and supervision skills and defining the impact of Civil Service Law, federal and state labor laws, HIPAA,

FMLA, FLSA and collective bargaining agreements on labor relations issues such as employment, discipline, and discharge issues.

- Continue to expand automation of processes
 - Establishment of certification of eligible candidates electronically for all eligible lists.
 - Continue to work with New York State Civil Service to streamline access to exam information.
 - Work with Information Technology to allow personnel forms, including benefit options, to be completed on-line.
 - Update website and expand on available material.
 - Continue the personnel file scanning project with the goal of all files available online in early 2017.
- Provide education and training to department staff
 - Identify appropriate training to enhance employee skills and improve efficiency.
 - Utilize New York State Department of Civil Service, NYSAC, and various human resources associations free or low cost training.
- Expand training and education for civil service jurisdictions
 - Updates on civil service requirements
- Continue to support the county administration efforts to provide labor relations and human resource support services to municipalities throughout the county.

- Continue to support the implementation of the PeopleSoft software, Human Resource upgrade, and paperless human resources efforts and to analyze and streamline departmental procedures to match the new system. Since the inception of the new PeopleSoft program, our efforts have accounted for 15-20% of the HR/Benefits units' time.

2018 Budget Highlights

- Civil Service Application Fee is revenue from civil service exam fees and estimated to be \$15,000 in 2018.
- Health Care Administration – The Risk and Insurance department is charged for the salary and fringe benefits of the Personnel Assistant position responsible for benefits administration. That revenue shown in Health Care administration is included in the 2018 budget for \$53,747.
- The Risk and Insurance department is charged back for administrative services of the Secretary to the Personnel Officer. This revenue is recorded in Other Departmental Chargeback. The 2018 amount budgeted is \$26,000.
- Reorganization of the department in mid-2016 in anticipation of the retirement of a long-term Personnel Assistant in late 2016 consisted of a realignment of responsibilities with no addition of staff. This has resulted in cross training of staff. Our part-time Clerk assumed the full-time duties of Personnel Assistant and is continuing his orientation to his new duties. This position is involved in all personnel transactions and has a long training period. The Clerk position has not been filled.

Personnel 13000001

<u>Title of Position</u>	<u>Grade/Unit</u>	As of 7/5/2017				
		<u>2016 Actuals</u>	<u>Current Authorized</u>	<u>2018 Requested</u>	<u>2018 Recommended</u>	<u>2018 Adopted</u>
<u>Full-Time Positions</u>						
Personnel Officer	H Admin	1	1	1	1	1
Director of Employee Relations	E Admin	1	1	1	1	1
Senior Personnel Associate *	18 Admin	2	2	2	2	2
Secretary to Personnel Officer	14 Admin	1	1	1	1	1
Personnel Assistant	11 Admin	4	4	4	4	4
Keyboard Specialist	9 Admin	1	1	1	1	1
Total Full-Time Positions		10	10	10	10	10
<u>Part-Time Positions</u>						
Clerk**	7 Admin	1	1	1	1	1
Total Part-Time Positions		1	1	1	1	1
Total Positions		11	11	11	11	11

* One position unfunded since 2013. Funding restored in 2016.

** One position unfunded in 2018

REPORT:BP032

BROOME COUNTY GOVERNMENT
REVENUE AND APPROPRIATION SUMMARY BY DEPARTMENT

FUND: 1010 General Operating
DEPT: 13000000 Personnel

Account	2016 Actuals	2017 Budget	2017 YTD Actuals As of 11/03/17	2018 Budget Requested	2018 Budget Recommended	2018 Budget Adopted
0000002 Departmental Income						
5000204 CIVIL SERVICE APPLICATION FEE	12,360	15,000	13,075	15,000	15,000	15,000
5000301 HEALTH CARE ADMINISTRATION	42,183	49,373	0	53,747	53,747	53,747
5000333 OTHER DEPARTMENTAL CHARGEBACK	26,000	26,000	0	26,000	26,000	26,000
0000002 Departmental Income Total	80,543	90,373	13,075	94,747	94,747	94,747
0000007 Misc Interfund Revenues						
5000546 Trust Account Inflows	27,681	0	0	0	0	0
0000007 Misc Interfund Revenues Total	27,681	0	0	0	0	0
Rev Totals for Dept: 13000000	108,224	90,373	13,075	94,747	94,747	94,747
0000010 Personnel Service						
6001000 SALARIES FULL-TIME	456,004	453,666	367,132	457,203	457,203	457,203
6001001 SALARIES PART-TIME	12,469	12,374	0	12,241	12,241	0
6001002 SALARIES TEMPORARY	2,930	4,100	2,390	4,500	4,500	4,500
6001003 SALARIES OVERTIME	72	1,000	0	1,000	1,000	1,000
0000010 Personnel Service Totals	471,475	471,140	369,522	474,944	474,944	462,703
0000040 Contractual Expenditures						
6004012 OFFICE SUPPLIES	1,212	1,500	887	1,250	1,250	1,250
6004105 DUES AND MEMBERSHIPS	315	400	315	400	400	400
6004106 GENERAL OFFICE EXPENSES	15	300	60	300	300	300
6004137 ADVERTISING AND PROMOTION EXPE	178	150	220	150	150	150
6004139 Trust Account Outflows	15,341	0	0	0	0	0
6004160 MILEAGE AND PARKING-LOCAL	185	50	0	50	50	50
6004161 TRAVEL HOTEL AND MEALS	1,745	2,600	540	2,600	2,600	2,600
6004162 EDUCATION AND TRAINING	620	650	350	650	650	650
6004163 MANAGEMENT TRAINING PROGRAM	0	100	0	100	100	100
6004168 OTHER PERSONNEL EXPENSES	0	100	0	100	100	100
6004169 DAY TRIP MEAL REIMBURSEMENT	0	50	0	50	50	50
6004196 COPYING MACHINE RENTALS	26	900	731	900	900	900
6004573 OTHER FEES FOR SERVICES	50	3,000	2,551	5,000	5,000	5,000

REPORT:BP032

BROOME COUNTY GOVERNMENT
REVENUE AND APPROPRIATION SUMMARY BY DEPARTMENT

FUND: 1010 General Operating

DEPT: 13000000 Personnel

Account	2016 Actuals	2017 Budget	2017 YTD Actuals As of 11/03/17	2018 Budget Requested	2018 Budget Recommended	2018 Budget Adopted
0000040 Contractual Expenditures Totals	19,687	9,800	5,654	11,550	11,550	11,550
0000041 Chargeback Expenses						
6004602 INSURANCE PREMIUM CHARGEBACK	358	357	268	412	412	412
0000041 Chargeback Expenses Totals	358	357	268	412	412	412
0000060 Principal on Indebtedness						
6006008 PRINCIPAL ON CAPITAL LEASE	842	0	0	0	0	0
0000060 Principal on Indebtedness Totals	842	0	0	0	0	0
0000070 Interest on Indebtedness						
6007005 INTEREST ON CAPITAL LEASE	23	0	0	0	0	0
0000070 Interest on Indebtedness Totals	23	0	0	0	0	0
0000080 Employee Benefits						
6008001 STATE RETIREMENT	77,819	73,666	57,494	73,881	73,881	73,881
6008002 SOCIAL SECURITY	32,684	34,706	25,544	35,912	35,912	34,976
6008004 WORKERS COMPENSATION	2,306	2,543	1,907	2,420	2,420	2,420
6008006 LIFE INSURANCE	152	150	126	150	150	150
6008007 HEALTH INSURANCE	133,024	133,725	105,967	139,006	139,006	139,006
6008009 RETIREE HEALTH INSURANCE	95,440	104,600	66,520	93,895	93,895	93,895
6008011 UNEMPLOYMENT INSURANCE	7	0	0	0	0	0
6008012 EMPLOYEE TUITION REIMBURSEMENT	14,166	12,000	7,500	12,000	12,000	12,000
6008013 HEALTH INS - RETIRE INCENTIVE	4,512	0	0	0	0	0
0000080 Employee Benefits Totals	360,110	361,390	265,058	357,264	357,264	356,328
Exp Totals for Dept: 13000000	852,495	842,687	640,502	844,170	844,170	830,993
Total for Dept: 13000000	-744,271	-752,314	-627,427	-749,423	-749,423	-736,246

Public Defender

Public Defender

Legal Representation

- Pretrial
- Criminal Court
- Probation
- Parole
- Appellate
- Drug Law Resentencing
- Counsel at Arraignment
- Sex Offender Risk Assessment
- Specialty Courts
 - Drug/DWI
 - IDV
 - DV
 - Veterans

Investigation

Administration

- Grants Administration

Aid to Defense

- Office of Indigent Legal Services

Public Defender

Mission Statement

To defend all indigent persons accused of crimes and offenses punishable by jail.

Description

The Public Defender provides legal representation to all indigent persons accused of crimes or offenses in Broome County. This office acts as defense counsel from arraignment through trial and all stages of appeal for cases ranging from simple violations to homicides. This involves the full range of investigatory, pretrial, and appellate representation required in criminal cases. The office services each of the nineteen Village and Town Justice Courts, the Binghamton City Court, the Broome County Court, and all higher Appellate Courts. Attorneys and Investigators are on call twenty-four hours a day, seven days a week to assist recent arrestees.

2018 Objectives

- Ensure sufficient resources to provide effective representation.

2018 Budget Highlights

- Sex Offender Risk Assessments (SORA) remain constant as do their appeals with an increase in SORA modification hearings.
- Problem solving courts (e.g. Drug Court/Veterans Court/DWI Court, IDV Court, DV Court).
- Rockefeller Drug Resentencing Cases.
- Leandra's Law – Ignition Interlock Device (IID).
- Counsel at First Appearance.

Public Defender 14000001

<u>Title of Position</u>	<u>Grade/Unit</u>	2016 <u>Actuals</u>	As of 7/5/2017 Current <u>Authorized</u>	2018 <u>Requested</u>	2018 <u>Recommended</u>	2018 <u>Adopted</u>
<u>Full-Time Positions</u>						
Public Defender	AT-6	1	1	1	1	1
Chief Assistant Public Defender	AT-4	1	1	1	1	1
Senior Assistant Public Defender	AT-3	3	3	3	3	3
Assistant Public Defender II	AT-2	3	3	3	3	3
Assistant Public Defender I	AT-1	3	3	3	3	3
Chief Investigator - Public Defender	27 Admin	1	1	1	1	1
Investigator - Public Defender	21 Admin	1	1	1	1	1
Secretary	13 CSEA	1	1	1	1	1
Stenographic Secretary	13 CSEA	1	1	1	1	1
Intake Specialist	11 CSEA	3	3	3	3	3
Keyboard Specialist	8 CSEA	2	2	2	2	2
Receptionist Typist	6 CSEA	1	1	1	1	1
Total Full-Time Positions		21	21	21	21	21
<u>Part-Time Positions</u>						
Total Part-Time Positions		0	0	0	0	0
Total Positions		21	21	21	21	21

REPORT:BP032

BROOME COUNTY GOVERNMENT
REVENUE AND APPROPRIATION SUMMARY BY DEPARTMENT

FUND: 1010 General Operating
DEPT: 14000000 Public Defender

Account	2016 Actuals	2017 Budget	2017 YTD Actuals As of 11/03/17	2018 Budget Requested	2018 Budget Recommended	2018 Budget Adopted
0000002 Departmental Income						
5000110 PUBLIC DEFENDER SERVICES	1,447	1,750	170	0	0	0
0000002 Departmental Income Total	1,447	1,750	170	0	0	0
0000007 Misc Interfund Revenues						
5000534 TRANSFER FROM INSURANCE RESERV	1,679	5,162	5,162	0	0	0
5000545 CREDIT CARD REBATES	103	0	32	0	0	0
0000007 Misc Interfund Revenues Total	1,782	5,162	5,194	0	0	0
0000008 State Aid						
5000802 INDIGENT PAROLEES	13,550	10,000	0	8,000	8,000	8,000
5000818 MAJOR OFFENCE PUBLIC DEFENDER	10,729	10,100	20,127	15,000	15,000	15,000
0000008 State Aid Total	24,279	20,100	20,127	23,000	23,000	23,000
Rev Totals for Dept: 14000000	27,508	27,012	25,491	23,000	23,000	23,000
0000010 Personnel Service						
6001000 SALARIES FULL-TIME	1,187,587	1,310,991	949,720	1,290,665	1,290,665	1,290,665
0000010 Personnel Service Totals	1,187,587	1,310,991	949,720	1,290,665	1,290,665	1,290,665
0000040 Contractual Expenditures						
6004010 BOOKS AND SUBSCRIPTIONS	18,238	12,000	14,733	15,000	15,000	15,000
6004012 OFFICE SUPPLIES	8,534	11,150	8,835	12,000	12,000	12,000
6004041 PHOTOGRAPHIC SUPPLIES	0	75	0	75	75	75
6004046 GAS OIL GREASE AND DIESEL FUEL	0	50	0	50	50	50
6004100 POSTAGE AND FREIGHT	0	100	28	100	100	100
6004105 DUES AND MEMBERSHIPS	0	200	0	100	100	100
6004106 GENERAL OFFICE EXPENSES	7,142	7,000	6,844	7,500	7,500	7,500
6004131 PHOTOGRAPHIC EXPENSES	0	50	0	50	50	50
6004160 MILEAGE AND PARKING-LOCAL	16,225	14,500	11,131	14,000	14,000	14,000
6004161 TRAVEL HOTEL AND MEALS	232	100	0	100	100	100

BROOME COUNTY GOVERNMENT
REVENUE AND APPROPRIATION SUMMARY BY DEPARTMENT

FUND: 1010 General Operating
DEPT: 14000000 Public Defender

Account	2016 Actuals	2017 Budget	2017 YTD Actuals As of 11/03/17	2018 Budget Requested	2018 Budget Recommended	2018 Budget Adopted
6004162 EDUCATION AND TRAINING	50	700	50	500	500	500
6004168 OTHER PERSONNEL EXPENSES	0	100	180	180	180	180
6004169 DAY TRIP MEAL REIMBURSEMENT	0	50	0	50	50	50
6004196 COPYING MACHINE RENTALS	3,915	5,500	4,514	5,500	5,500	5,500
6004200 PROPERTY LOSS	0	4,861	4,861	0	0	0
6004203 INSURANCE CLAIMS	1,679	302	302	0	0	0
6004255 CONTRACTED SERVICES	0	12,000	2,450	12,000	12,000	12,000
6004536 WITNESS EXPENSES	17,084	12,000	2,247	12,000	11,000	11,000
6004538 LEGAL CHARGES AND FEES	1,423	850	2,110	3,000	3,000	3,000
6004541 STENOGRAPHIC SERVICES	2,186	1,300	1,612	3,000	3,000	3,000
0000040 Contractual Expenditures Totals	76,708	82,888	59,897	85,205	84,205	84,205
0000041 Chargeback Expenses						
6004602 INSURANCE PREMIUM CHARGEBACK	1,485	3,313	2,485	4,554	4,554	4,554
6004615 GASOLINE CHARGEBACK	1,493	2,250	653	2,250	2,250	2,250
6004616 FLEET SERVICE CHARGEBACK	3,876	4,313	4,312	4,500	4,500	4,500
6004626 TRANSPORTATION SERVICES CHARGE	6,142	6,180	6,180	6,142	6,142	6,142
0000041 Chargeback Expenses Totals	12,996	16,056	13,630	17,446	17,446	17,446
0000060 Principal on Indebtedness						
6006008 PRINCIPAL ON CAPITAL LEASE	1,116	0	0	0	0	0
0000060 Principal on Indebtedness Totals	1,116	0	0	0	0	0
0000070 Interest on Indebtedness						
6007005 INTEREST ON CAPITAL LEASE	338	0	0	0	0	0
0000070 Interest on Indebtedness Totals	338	0	0	0	0	0
0000080 Employee Benefits						
6008001 STATE RETIREMENT	217,949	218,840	158,747	214,952	214,952	214,952
6008002 SOCIAL SECURITY	85,577	100,290	69,276	98,733	98,733	98,733
6008004 WORKERS COMPENSATION	7,472	7,909	5,932	8,082	8,082	8,082
6008006 LIFE INSURANCE	292	330	224	315	315	315
6008007 HEALTH INSURANCE	219,513	236,296	144,627	210,222	210,222	210,222
6008009 RETIREE HEALTH INSURANCE	23,320	23,321	25,149	39,638	39,638	39,638
6008010 DISABILITY INSURANCE	637	697	553	705	705	705

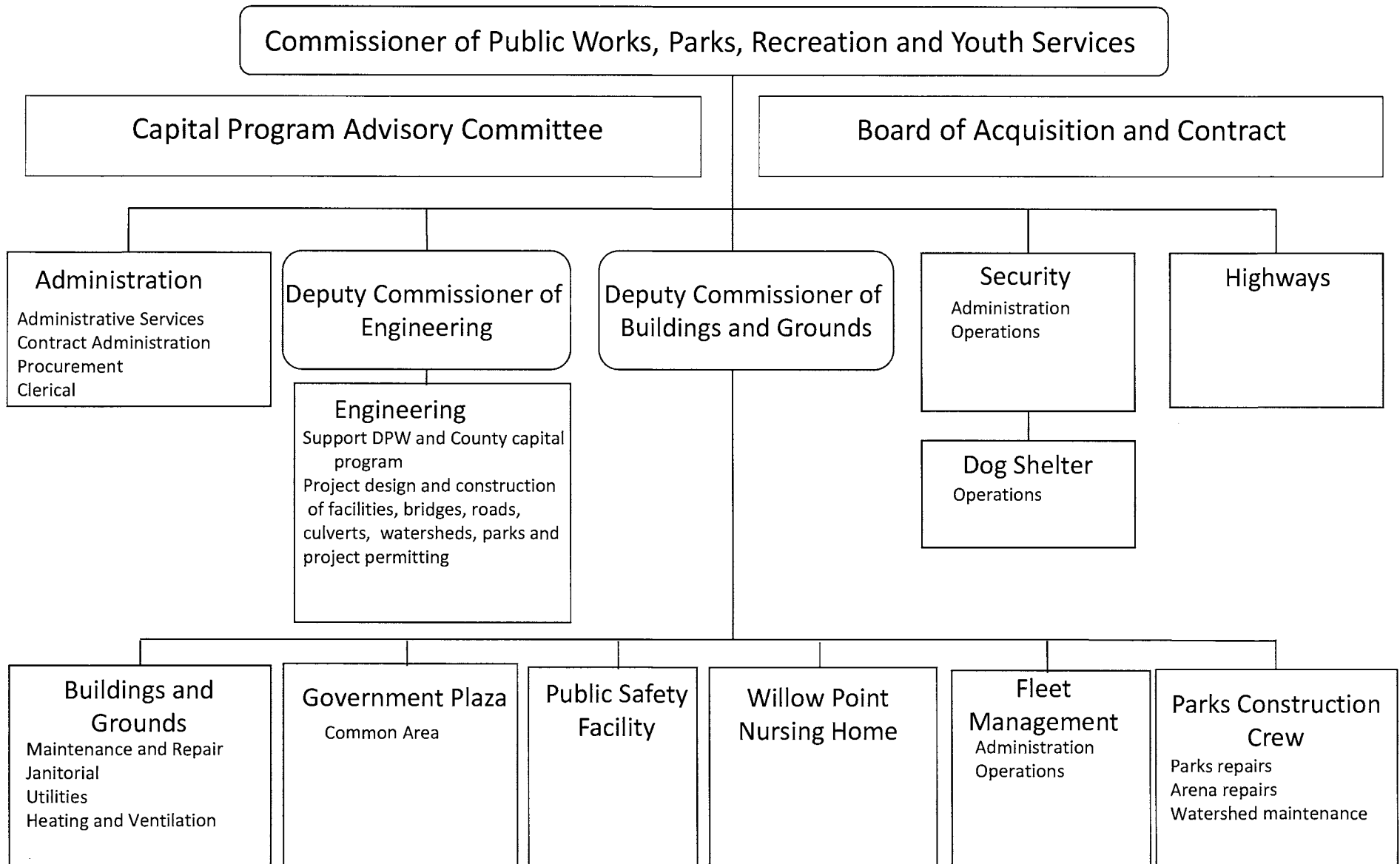
REPORT:BP032

BROOME COUNTY GOVERNMENT
REVENUE AND APPROPRIATION SUMMARY BY DEPARTMENT

FUND: 1010 General Operating
DEPT: 14000000 Public Defender

Account	2016 Actuals	2017 Budget	2017 YTD Actuals As of 11/03/17	2018 Budget Requested	2018 Budget Recommended	2018 Budget Adopted
0000080 Employee Benefits Totals	554,760	587,683	404,508	572,647	572,647	572,647
Exp Totals for Dept: 14000000	1,833,505	1,997,618	1,427,755	1,965,963	1,964,963	1,964,963
Total for Dept: 14000000	-1,805,997	-1,970,606	-1,402,264	-1,942,963	-1,941,963	-1,941,963

Public Works, Parks, Recreation and Youth Services



Public Works, Parks, Recreation and Youth Services Administration

Mission Statement

To provide leadership, management, oversight and support to all divisions within the Public Works, Parks, Recreation and Youth Services Department.

Description

Provides general administrative functions to other divisions of the department including management and leadership support related to coordination between the department divisions and the executive and legislative branches of the county government. This includes support with capital improvement program planning and implementation, as well as division budgeting and support with general administrative needs.

2018 Objectives

- To provide high-quality management of all department divisions with an emphasis on continued first-class service of Public Works functions to both county staff and residents of Broome County.
- To provide effectual and cost-effective guidance and organizational leadership with the primary goal of maintaining and improving the physical attributes of Broome County through good planning and implementation of the county's capital improvement program.

2018 Budget Highlights

- To continue to provide the administrative resources and management support necessary for the Department of Public Works, Parks, Recreation and Youth Services to maintain existing levels of service.

Public Works, Parks, Recreation & Youth Services 15010001
Administration

<u>Title of Position</u>	<u>Grade/Unit</u>	2016 <u>Actuals</u>	As of 7/5/2017 Current <u>Authorized</u>	2018 <u>Requested</u>	2018 <u>Recommended</u>	2018 <u>Adopted</u>
<u>Full-Time Positions</u>						
Commissioner of Public Works, Parks, Recreation & Youth Services	I Admin	1	1	1	1	1
Principal Account Clerk*	13 CSEA	1	0	0	0	0
Total Full-Time Positions		2	1	1	1	1
<u>Part-Time Positions</u>						
None						
Total Part-Time Positions		0	0	0	0	0
Total Positions		2	1	1	1	1

*Transferred to the Office of Management and Budget in 2017

REPORT:BP033

BROOME COUNTY GOVERNMENT
REVENUE AND APPROPRIATION SUMMARY
BY DEPARTMENT AND DIVISION

FUND: 1010 General Operating
DEPT: 15000000 Public Works
DIV: 01 DFW-Admin

Account	2016 Actuals	2017 Budget	2017 YTD Actuals As of 11/03/17	2018 Budget Requested	2018 Budget Recommended	2018 Budget Adopted
15000000 Public Works						
0000002 Departmental Income						
5000333 OTHER DEPARTMENTAL CHARGEBACK	128,196	129,683	0	64,881	64,881	64,881
0000002 Departmental Income Totals	128,196	129,683	0	64,881	64,881	64,881
Rev Total for Div: 1501	128,196	129,683	0	64,881	64,881	64,881
0000010 Personnel Service						
6001000 SALARIES FULL-TIME	147,587	89,599	68,945	89,359	89,359	89,359
0000010 Personnel Service Totals	147,587	89,599	68,945	89,359	89,359	89,359
0000040 Contractual Expenditures						
6004012 OFFICE SUPPLIES	133	686	525	750	750	750
6004196 COPYING MACHINE RENTALS	1,028	1,962	1,630	1,980	1,980	1,980
0000040 Contractual Expenditures Totals	1,161	2,648	2,155	2,730	2,730	2,730
0000041 Chargeback Expenses						
6004602 INSURANCE PREMIUM CHARGEBACK	5,124	6,267	4,700	602	602	602
0000041 Chargeback Expenses Totals	5,124	6,267	4,700	602	602	602
0000060 Principal on Indebtedness						
6006008 PRINCIPAL ON CAPITAL LEASE	692	0	0	0	0	0
0000060 Principal on Indebtedness Totals	692	0	0	0	0	0
0000070 Interest on Indebtedness						
6007005 INTEREST ON CAPITAL LEASE	240	0	0	0	0	0
0000070 Interest on Indebtedness Totals	240	0	0	0	0	0

REPORT:BP033

BROOME COUNTY GOVERNMENT
 REVENUE AND APPROPRIATION SUMMARY
 BY DEPARTMENT AND DIVISION

FUND: 1010 General Operating
 DEPT: 15000000 Public Works
 DIV: 01 DPW-Admin

Account	2016 Actuals	2017 Budget	2017 YTD Actuals As of 11/03/17	2018 Budget Requested	2018 Budget Recommended	2018 Budget Adopted
0000080 Employee Benefits						
6008001 STATE RETIREMENT	23,429	15,931	12,171	16,103	16,103	16,103
6008002 SOCIAL SECURITY	10,859	6,854	5,011	6,836	6,836	6,836
6008004 WORKERS COMPENSATION	665	745	559	492	492	492
6008006 LIFE INSURANCE	29	15	11	15	15	15
6008007 HEALTH INSURANCE	20,536	16,461	12,346	16,402	16,402	16,402
6008009 RETIREE HEALTH INSURANCE	42,869	42,869	39,554	59,116	59,116	59,116
6008010 DISABILITY INSURANCE	79	0	0	0	0	0
0000080 Employee Benefits Totals	98,466	82,875	69,652	98,964	98,964	98,964
Exp Total for Div: 1501	253,270	181,389	145,452	191,655	191,655	191,655
Total for Div: 15000000	-125,074	-51,706	-145,452	-126,774	-126,774	-126,774

Public Works, Parks, Recreation and Youth Services Buildings and Grounds

Mission Statement

Provide a diverse range of efficient and cost-effective high-quality services, which will ensure uninterrupted facility utilization while providing an atmosphere of professionalism to both internal and external customers.

Description

Provide primary maintenance operations to the Court House complex, the fleet garage, George Harvey Justice Building, Edwin L. Crawford County Office Building, public safety facility, dog shelter, and Intermodal.

Provide secondary maintenance operations to the Binghamton Regional Airport Library, Arena, Forum, Health Department, Public Transportation, Social Services, Department of Motor Vehicles, and Willow Point Nursing Home.

Provide primary maintenance operations of the Governmental Plaza under the tripartite agreement.

2018 Objectives

- Provide a pleasant, safe, and healthy environment for Broome County employees and external customers.
- To minimize risk to county employees and residents from natural and man-made disasters.
- To maximize facility assets by minimizing equipment failure.

2018 Budget Highlights

- Maintain physical betterments of county in a cost-effective manner.
- Assist other department divisions utilizing part-time labor.

Public Works,Parks, Recreation & Youth Services 15020101
Buildings & Grounds

<u>Title of Position</u>	<u>Grade/Unit</u>	2016	As of 7/5/2017 Current	2018	2018	2018
		<u>Actuals</u>	<u>Authorized</u>	<u>Requested</u>	<u>Recommended</u>	<u>Adopted</u>
<u>Full-Time Positions</u>						
Deputy Commissioner of Public Works,Parks, Recreation & Youth Services/Buildings & Grounds	F Admin	1	1	1	1	1
Facilities Manager	22 BAPA	4	4	4	4	4
Park Operations Manager	AFSCME	1	1	1	1	1
Electrician	AFSCME	2	2	2	2	2
Senior Maintenance Mechanic	AFSCME	10	10	10	10	10
Stationary Engineer	AFSCME	2	2	2	2	2
Construction Worker	AFSCME	3	3	3	3	3
HVAC Systems Technician III*	AFSCME	5	4	4	4	4
Custodial Supervisor	AFSCME	1	1	1	1	1
Custodial Worker	AFSCME	13	13	13	13	13
Total Full-Time Positions		42	41	41	41	41
<u>Part-Time Positions</u>						
None						
Total Part-Time Positions		0	0	0	0	0
Total Positions		42	41	41	41	41

* One position unfunded since 2014 abolished in 2017

REPORT:BP033

BROOME COUNTY GOVERNMENT
REVENUE AND APPROPRIATION SUMMARY
BY DEPARTMENT AND DIVISION

FUND: 1010 General Operating
DEPT: 15000000 Public Works
DIV: 02 DPW-Bldgs/Grounds

Account	2016 Actuals	2017 Budget	2017 YTD Actuals As of 11/03/17	2018 Budget Requested	2018 Budget Recommended	2018 Budget Adopted
0000002 Departmental Income						
5000186 REIMBURSEMENT - GOVERNMENT PLA	156,358	158,000	166,472	162,016	162,016	162,016
5000302 BUILDING SERVICE CHARGEBACKS	366,002	486,620	218,303	478,660	478,660	478,660
5000312 RENTAL CHARGEBACKS	60,430	108,774	0	51,102	51,102	51,102
5000440 CHARGEBACK OF SERVICES PROVIDE	0	0	55	0	0	0
0000002 Departmental Income Totals	582,790	753,394	384,830	691,778	691,778	691,778
0000006 Sale of Prop and Comp for Loss						
5000510 SALE OF SCRAP & EXCESS MATERIA	11,168	5,000	4,519	9,000	9,000	9,000
0000006 Sale of Prop and Comp for Loss Totals	11,168	5,000	4,519	9,000	9,000	9,000
0000007 Misc Interfund Revenues						
5000533 UNCLASSIFIED REVENUES	1,500	0	1,526	2,000	2,000	2,000
5000534 TRANSFER FROM INSURANCE RESERV	5,313	4,348	4,757	0	0	0
5000545 CREDIT CARD REBATES	234	0	272	0	0	0
0000007 Misc Interfund Revenues Totals	7,047	4,348	6,555	2,000	2,000	2,000
0000008 State Aid						
5000808 OTHER STATE AID	0	0	29,064	0	0	0
5000809 STATE AID - COURT FACILITIES	395,040	400,000	437,766	430,000	430,000	430,000
0000008 State Aid Totals	395,040	400,000	466,830	430,000	430,000	430,000
Rev Total for Div: 1502	996,045	1,162,742	862,734	1,132,778	1,132,778	1,132,778
0000010 Personnel Service						
6001000 SALARIES FULL-TIME	1,946,606	1,928,837	1,552,521	1,964,903	1,964,903	1,964,903
6001002 SALARIES TEMPORARY	300,303	284,510	213,927	289,123	289,123	289,123
6001003 SALARIES OVERTIME	56,994	65,000	46,131	65,000	65,000	65,000
6001004 SALARIES SHIFT DIFFERENTIAL	5,285	4,000	4,056	4,000	4,000	4,000
6001006 OUT OF TITLE PAY	5,169	3,000	3,851	3,000	3,000	3,000
6001008 STAND-BY PAY	1,295	1,000	740	1,000	1,000	1,000

BROOME COUNTY GOVERNMENT
 REVENUE AND APPROPRIATION SUMMARY
 BY DEPARTMENT AND DIVISION

FUND: 1010 General Operating
 DEPT: 15000000 Public Works
 DIV: 02 DPW-Bldgs/Grounds

Account	2016 Actuals	2017 Budget	2017 YTD Actuals As of 11/03/17	2018 Budget Requested	2018 Budget Recommended	2018 Budget Adopted
6001009 OTHER PERSONNEL SERVICES	9,650	9,750	10,875	9,750	9,750	9,750
0000010 Personnel Service Totals	2,325,302	2,296,097	1,832,101	2,336,776	2,336,776	2,336,776
0000040 Contractual Expenditures						
6004005 SNOW REMOVAL MATERIALS & SUPPL	3,702	1,000	6,694	7,500	7,500	7,500
6004010 BOOKS AND SUBSCRIPTIONS	457	400	384	400	400	400
6004012 OFFICE SUPPLIES	3,232	500	2,632	1,100	1,100	1,100
6004020 DPW BLDG SERVICE SUPPLIES	2,119	0	0	0	0	0
6004021 BLDG MAINTENANCE SUPPLIES	80,572	96,000	62,548	84,000	84,000	84,000
6004022 FUEL AND HEATING SUPPLIES	325,545	319,000	223,720	326,000	326,000	326,000
6004023 BLDG AND GROUNDS SUPPLIES	71,691	103,322	43,154	94,000	94,000	94,000
6004040 MOTOR EQUIPMENT SUPPLIES	0	1,000	0	1,000	1,000	1,000
6004045 TRAINING AND EDUCATIONAL SUPPL	156	0	0	0	0	0
6004046 GAS OIL GREASE AND DIESEL FUEL	10,233	6,000	1,800	6,000	6,000	6,000
6004047 TIRES AND TUBES	510	500	0	500	500	500
6004048 MISC OPERATIONAL SUPPLIES	63,208	41,632	80,728	52,500	47,500	47,500
6004052 UNIFORMS	1,951	1,500	1,570	1,500	1,500	1,500
6004054 SAFETY SUPPLIES	6,349	7,700	4,745	7,500	7,500	7,500
6004055 COMPUTER SOFTWARE AND SUPPLIES	277	0	0	0	0	0
6004056 COMPUTER EQUIPMENT (NON CAPITAL	1,072	0	0	0	0	0
6004100 POSTAGE AND FREIGHT	733	100	274	100	100	100
6004105 DUES AND MEMBERSHIPS	0	0	99	10	10	10
6004112 BLDG GROUNDS AND EQUIP REPAIR	85,971	85,000	5,804	73,000	73,000	73,000
6004113 WATER AND SEWAGE CHARGES	246,898	223,800	243,694	324,000	279,000	279,000
6004115 ELECTRIC CURRENT	681,092	601,500	571,229	605,000	605,000	605,000
6004117 BUILDING AND GROUNDS EXPENSES	230,360	240,000	234,062	240,000	240,000	240,000
6004138 OTHER OPERATIONAL EXPENSES	84,212	91,600	55,369	77,000	72,000	72,000
6004161 TRAVEL HOTEL AND MEALS	0	3,000	1,721	3,000	3,000	3,000
6004162 EDUCATION AND TRAINING	666	6,000	75	6,000	6,000	6,000
6004196 COPYING MACHINE RENTALS	229	500	436	500	500	500
6004200 PROPERTY LOSS	2,846	4,348	4,726	0	0	0
6004203 INSURANCE CLAIMS	2,467	0	31	0	0	0
6004572 ENGINEERING AND ARCHITECTURAL	1,210	0	0	3,500	3,500	3,500
0000040 Contractual Expenditures Totals	1,907,758	1,834,402	1,545,495	1,914,110	1,859,110	1,859,110
0000041 Chargeback Expenses						
6004602 INSURANCE PREMIUM CHARGEBACK	51,232	45,734	40,495	24,989	24,989	24,989
6004604 DPW SECURITY CHARGEBACKS	98,501	100,425	75,319	100,484	100,484	100,484
6004605 COUNTY ATTORNEY CHARGEBACKS	5,740	0	0	0	0	0

REPORT:BP033

BROOME COUNTY GOVERNMENT
REVENUE AND APPROPRIATION SUMMARY
BY DEPARTMENT AND DIVISION

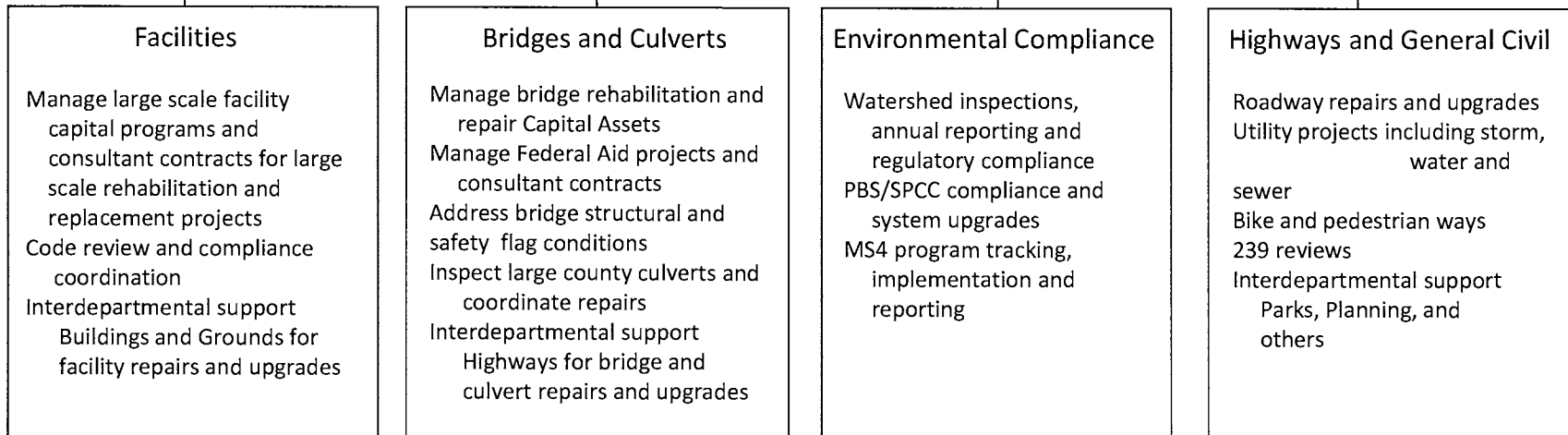
FUND: 1010 General Operating
DEPT: 15000000 Public Works
DIV: 02 DPW-Bldgs/Grounds

Account	2016 Actuals	2017 Budget	2017 YTD Actuals As of 11/03/17	2018 Budget Requested	2018 Budget Recommended	2018 Budget Adopted
6004614 OTHER CHARGEBACK EXPENSES	8,231	6,500	7,721	8,500	8,500	8,500
6004615 GASOLINE CHARGEBACK	25,640	56,475	22,126	37,800	37,800	37,800
6004616 FLEET SERVICE CHARGEBACK	52,326	60,374	60,374	65,250	65,250	65,250
6004619 BUILDING SERVICE CHARGEBACK	14,036	20,000	26,593	20,000	20,000	20,000
6004626 TRANSPORTATION SERVICES CHARGE	90,000	68,000	68,000	91,025	91,025	91,025
0000041 Chargeback Expenses Totals	345,706	357,508	300,628	348,048	348,048	348,048
0000080 Employee Benefits						
6008001 STATE RETIREMENT	376,467	341,135	284,075	346,273	346,273	346,273
6008002 SOCIAL SECURITY	169,726	175,289	132,617	178,188	178,188	178,188
6008004 WORKERS COMPENSATION	57,693	59,365	44,524	79,516	79,516	79,516
6008006 LIFE INSURANCE	603	615	505	615	615	615
6008007 HEALTH INSURANCE	438,330	427,528	343,205	429,359	429,359	429,359
6008009 RETIREE HEALTH INSURANCE	313,638	344,081	226,768	336,912	336,912	336,912
6008011 UNEMPLOYMENT INSURANCE	645	0	1,798	0	0	0
6008013 HEALTH INS - RETIRE INCENTIVE	7,984	0	0	0	0	0
0000080 Employee Benefits Totals	1,365,086	1,348,013	1,033,492	1,370,863	1,370,863	1,370,863
Exp Total for Div: 1502	5,943,852	5,836,020	4,711,716	5,969,797	5,914,797	5,914,797
Total for Div: 15000000	-4,947,807	-4,673,278	-3,848,982	-4,837,019	-4,782,019	-4,782,019

Engineering

Commissioner of Public Works, Parks,
Recreation, and Youth Services

Deputy Commissioner of Engineering



Public Works, Parks, Recreation and Youth Services Engineering

Mission Statement

To provide quality engineering design, support, and project management services required to maintain county infrastructure including roadways, bridges, culverts, parks, and county buildings and facilities; to provide technical support to other Public Works divisions and county departments; and to serve the residents of Broome County.

Description

As a primary unit of the Broome County Department of Public Works, with a principal goal of providing quality engineering services in support of maintaining and upgrading the County's infrastructure (parks, bridges, culverts, roadways, and buildings/facilities). The division accomplishes this mission as follows:

- Implementation and management of projects assigned by the Commissioner of Public Works in conjunction with the Capital Improvement Program identified and approved by the County Legislature;
- Taking the lead in maintenance, repair, and rehabilitation projects related to county bridges and large culverts including design and construction monitoring of bridge and culvert repairs to address structural flags and/or deficiencies;
- Providing engineering support to other units within Public Works as well as to other Departments within the Broome County Government;
- Providing a myriad of other infrastructure and County-wide program management and support functions such as annual

monitoring and inspection of the county's dams/watersheds, and petroleum bulk storage facilities, and managing and overseeing the county's MS4 program and ADA compliance program.

2018 Objectives

The Engineering Division is committed to furnishing engineering services to Broome County in an efficient and cost-effective manner. We strive for engineering excellence and professional staff development. Our long-range objectives include:

- To deliver cost effective service that is timely and responsive to all county-wide departmental and public needs within the limits of the resources available.
- To work in unison with all county departments regarding their maintenance needs and capital improvement programs and to assist in their efforts to develop infrastructure inventory and repair and upgrade plans.
- To advance the development of a multi-functional engineering division with a multi-disciplined staff, and to promote high technical standards, encourage leadership, and foster career development among existing staff.
- To advance the goal of mapping all county infrastructure using GPS, and to create a geographical information system catalog of this information for use by the DPW.

2018 Budget Highlights

- To maintain current levels of engineering service to the County within the existing financial constraints and limited resources.

Public Works, Parks, Recreation & Youth Services 15030001
Engineering

<u>Title of Position</u>	<u>Grade/Unit</u>	<u>2016 Actuals</u>	<u>As of 7/5/2017 Current Authorized</u>	<u>2018 Requested</u>	<u>2018 Recommended</u>	<u>2018 Adopted</u>
<u>Full-Time Positions</u>						
Deputy Commissioner of Public Works,Parks, Recreation & Youth Services/Engineering*	H Admin	1	1	1	1	1
Engineer III**	28 BAPA	2	2	2	2	2
Engineer II	24 CSEA	3	3	4	4	4
Engineer I ***	21 CSEA	3	3	2	2	2
Assistant Engineer	17 CSEA	2	2	2	2	2
Total Full-Time Positions		11	11	11	11	11
<u>Part-Time Positions</u>						
None						
Total Part-Time Positions		0	0	0	0	0
Total Positions		11	11	11	11	11

* One position unfunded in 2018

** One position unfunded in 2018

*** Two unfunded since 2011, one position funded in 2018

REPORT:BP033

BROOME COUNTY GOVERNMENT
REVENUE AND APPROPRIATION SUMMARY
BY DEPARTMENT AND DIVISION

FUND: 1010 General Operating
DEPT: 15000000 Public Works
DIV: 03 DPW-Engineering

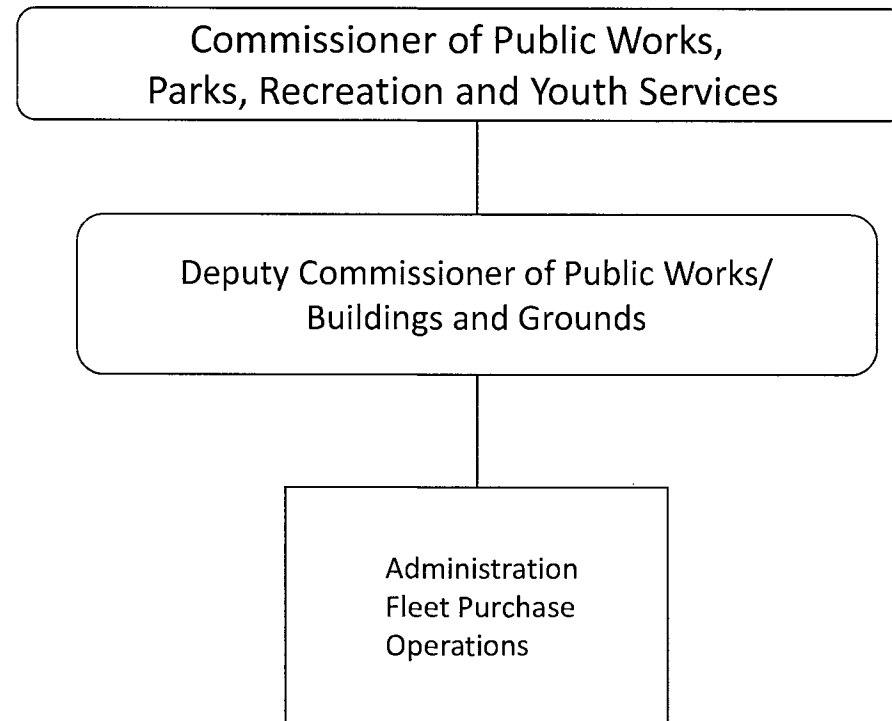
Account	2016 Actuals	2017 Budget	2017 YTD Actuals As of 11/03/17	2018 Budget Requested	2018 Budget Recommended	2018 Budget Adopted
0000007 Misc Interfund Revenues						
5000545 CREDIT CARD REBATES	32	0	1	0	0	0
0000007 Misc Interfund Revenues Totals	32	0	1	0	0	0
0000009 Federal Aid						
5000922 OTHER FEDERAL AID	0	48,000	0	45,000	45,000	45,000
0000009 Federal Aid Totals	0	48,000	0	45,000	45,000	45,000
Rev Total for Div: 1503	32	48,000	1	45,000	45,000	45,000
0000010 Personnel Service						
6001000 SALARIES FULL-TIME	615,615	639,428	374,368	575,792	526,796	526,796
6001002 SALARIES TEMPORARY	12,455	9,555	15,830	29,925	10,525	10,525
6001003 SALARIES OVERTIME	5,205	6,750	3,597	6,750	6,750	6,750
0000010 Personnel Service Totals	633,275	655,733	393,795	612,467	544,071	544,071
0000040 Contractual Expenditures						
6004010 BOOKS AND SUBSCRIPTIONS	302	600	0	500	500	500
6004011 DUPLICATING AND PRINTING RM SU	324	500	0	500	500	500
6004012 OFFICE SUPPLIES	684	1,200	810	1,000	1,000	1,000
6004042 ENGINEERING SUPPLIES	1,070	2,600	182	2,600	2,600	2,600
6004054 SAFETY SUPPLIES	596	1,000	584	1,000	1,000	1,000
6004100 POSTAGE AND FREIGHT	0	100	0	100	100	100
6004105 DUES AND MEMBERSHIPS	340	200	0	200	200	200
6004137 ADVERTISING AND PROMOTION EXPE	1,099	1,000	1,333	1,200	1,200	1,200
6004138 OTHER OPERATIONAL EXPENSES	0	500	15,061	500	500	500
6004162 EDUCATION AND TRAINING	935	2,200	75	2,200	2,200	2,200
6004196 COPYING MACHINE RENTALS	0	1,320	820	1,380	1,380	1,380
0000040 Contractual Expenditures Totals	5,350	11,220	18,865	11,180	11,180	11,180
0000041 Chargeback Expenses						

BROOME COUNTY GOVERNMENT
 REVENUE AND APPROPRIATION SUMMARY
 BY DEPARTMENT AND DIVISION

FUND: 1010 General Operating
 DEPT: 15000000 Public Works
 DIV: 03 DPW-Engineering

Account	2016 Actuals	2017 Budget	2017 YTD Actuals As of 11/03/17	2018 Budget Requested	2018 Budget Recommended	2018 Budget Adopted
6004615 GASOLINE CHARGEBACK	3,129	8,100	2,040	6,750	6,750	6,750
6004616 FLEET SERVICE CHARGEBACK	7,752	8,625	8,625	9,000	9,000	9,000
0000041 Chargeback Expenses Totals	10,881	16,725	10,665	15,750	15,750	15,750
0000060 Principal on Indebtedness						
6006008 PRINCIPAL ON CAPITAL LEASE	707	0	0	0	0	0
0000060 Principal on Indebtedness Totals	707	0	0	0	0	0
0000070 Interest on Indebtedness						
6007005 INTEREST ON CAPITAL LEASE	344	0	0	0	0	0
0000070 Interest on Indebtedness Totals	344	0	0	0	0	0
0000080 Employee Benefits						
6008001 STATE RETIREMENT	111,072	109,594	64,263	92,179	86,926	86,926
6008002 SOCIAL SECURITY	45,211	50,163	27,963	40,854	37,106	37,106
6008004 WORKERS COMPENSATION	3,959	4,146	3,110	3,416	3,416	3,416
6008006 LIFE INSURANCE	130	135	89	135	120	120
6008007 HEALTH INSURANCE	114,122	118,183	70,531	106,452	96,893	96,893
6008009 RETIREE HEALTH INSURANCE	188,159	189,972	137,688	205,672	205,672	205,672
6008010 DISABILITY INSURANCE	472	523	422	704	616	616
6008013 HEALTH INS - RETIRE INCENTIVE	1,219	0	0	0	0	0
0000080 Employee Benefits Totals	464,344	472,716	304,066	449,412	430,749	430,749
Exp Total for Div: 1503	1,114,901	1,156,394	727,391	1,088,809	1,001,750	1,001,750
Total for Div: 15000000	-1,114,869	-1,108,394	-727,390	-1,043,809	-956,750	-956,750
Total for Dept: 15000000	-6,187,750	-5,833,378	-4,721,824	-6,007,602	-5,865,543	-5,865,543

Fleet Management



Public Works, Parks, Recreation and Youth Services Fleet Management

Mission Statement

The Fleet Management division's mission is to provide and maintain a fleet of vehicles that will meet the needs of the individual departments with safety, efficiency, and ease of operation.

Description

Maintain the fleet vehicles from purchase to disposal. Vehicles are purchased per state contract prices and are serviced and inspected for safety. Vehicles are disposed of when replacement funds become available through the capital improvement program.

2018 Objectives

- To continue to provide service to vehicles at a cost less than \$.55 per mile.
- To develop a newer more fuel-efficient fleet.
- To continue to purchase new vehicles to meet criteria on alternatively fueled vehicles.
- To reduce the incident ratio on repairs to vehicles.

2018 Budget Highlights

- Maintain a fleet of safe vehicles cost effectively.
- Purchase fuel efficient vehicles to contain costs.

Public Works, Parks, Recreation & Youth Services 09000001
 Fleet Management

<u>Title of Position</u>	<u>Grade/Unit</u>	2016 <u>Actuals</u>	As of 7/5/2017 Current <u>Authorized</u>	2018 <u>Requested</u>	2018 <u>Recommended</u>	2018 <u>Adopted</u>
<u>Full-Time Positions</u>						
Automotive Mechanic	13 CSEA	3	3	3	3	3
Total Full-Time Positions		3	3	3	3	3
<u>Part-Time Positions</u>						
None						
Total Part-Time Positions		0	0	0	0	0
Total Positions		3	3	3	3	3

REPORT:BP032

BROOME COUNTY GOVERNMENT
REVENUE AND APPROPRIATION SUMMARY BY DEPARTMENT

FUND: 2070 Fleet Operating
DEPT: 09000000 Fleet Management

Account	2016 Actuals	2017 Budget	2017 YTD Actuals As of 11/03/17	2018 Budget Requested	2018 Budget Recommended	2018 Budget Adopted
0000002 Departmental Income						
5000189 OTHER LOCAL GOVERNMENTS	22,861	26,325	21,044	31,050	31,050	31,050
5000229 BCC CHARGES	11,933	15,750	7,274	13,500	13,500	13,500
5000303 CHARGES FOR USE OF COUNTY CAR	221,962	231,083	231,083	266,986	266,986	266,986
5000304 CHARGES FOR GAS	249,384	381,600	204,541	369,450	369,450	369,450
5000326 CHARGEBACKS-MOTOR VEH SERVICE	383,040	424,778	424,775	447,750	447,750	447,750
0000002 Departmental Income Total	889,180	1,079,536	888,717	1,128,736	1,128,736	1,128,736
0000003 Use of Money						
5000451 INTEREST AND EARNINGS	253	290	188	290	290	290
0000003 Use of Money Total	253	290	188	290	290	290
0000006 Sale of Prop and Comp for Loss						
5000510 SALE OF SCRAP & EXCESS MATERIA	304	0	0	0	0	0
5000518 SALE OF EQUIPMENT	20,205	0	0	0	0	0
0000006 Sale of Prop and Comp for Loss Total	20,509	0	0	0	0	0
0000007 Misc Interfund Revenues						
5000532 PREMIUM & ACCRUED INT ON OBLIG	9,696	0	7,222	0	0	0
5000534 TRANSFER FROM INSURANCE RESERV	23,261	0	165	0	0	0
5000565 TRANSFER FROM INTERNAL SERVICE	2	0	0	0	0	0
5000570 EARNINGS ON TEMPORARY INVESTME	40	0	0	0	0	0
0000007 Misc Interfund Revenues Total	32,999	0	7,387	0	0	0
0000009 Federal Aid						
5000952 ARRA DEBT REIMBURSEMENT	2,078	2,075	598	2,073	2,073	2,073
0000009 Federal Aid Total	2,078	2,075	598	2,073	2,073	2,073
Rev Totals for Dept: 09000000	945,019	1,081,901	896,890	1,131,099	1,131,099	1,131,099

REPORT:BP032

BROOME COUNTY GOVERNMENT
REVENUE AND APPROPRIATION SUMMARY BY DEPARTMENT

FUND: 2070 Fleet Operating
DEPT: 09000000 Fleet Management

Account	2016 Actuals	2017 Budget	2017 YTD Actuals As of 11/03/17	2018 Budget Requested	2018 Budget Recommended	2018 Budget Adopted
0000010 Personnel Service						
6001000 SALARIES FULL-TIME	134,983	136,564	100,838	139,761	139,761	139,761
6001003 SALARIES OVERTIME	2,140	4,000	1,767	2,000	2,000	2,000
6001006 OUT OF TITLE PAY	190	300	151	300	300	300
0000010 Personnel Service Totals	137,313	140,864	102,756	142,061	142,061	142,061
0000040 Contractual Expenditures						
6004012 OFFICE SUPPLIES	110	100	57	100	100	100
6004040 MOTOR EQUIPMENT SUPPLIES	58,326	75,000	55,835	60,000	60,000	60,000
6004046 GAS OIL GREASE AND DIESEL FUEL	295,478	427,500	254,676	414,000	414,000	414,000
6004047 TIRES AND TUBES	43,804	40,000	24,060	40,000	40,000	40,000
6004048 MISC OPERATIONAL SUPPLIES	3,166	1,000	336	1,000	1,000	1,000
6004054 SAFETY SUPPLIES	0	1,000	0	1,000	1,000	1,000
6004117 BUILDING AND GROUNDS EXPENSES	250	500	0	500	500	500
6004130 MOTOR EQUIP REPAIRS AND MAINT	4,506	25,000	5,761	10,000	10,000	10,000
6004138 OTHER OPERATIONAL EXPENSES	12,162	12,886	4,818	10,000	10,000	10,000
6004504 OTHER FINANCIAL SERVICES	433	182	380	164	164	164
0000040 Contractual Expenditures Totals	418,235	583,168	345,923	536,764	536,764	536,764
0000041 Chargeback Expenses						
6004601 INDIRECT COSTS	27,897	28,727	0	27,089	27,089	27,089
6004602 INSURANCE PREMIUM CHARGEBACK	1,049	1,191	893	1,287	1,287	1,287
6004606 TELEPHONE BILLING ACCOUNT	456	1,002	457	1,053	1,053	1,053
6004609 DATA PROCESSING CHARGEBACKS	4,660	8,241	4,121	14,761	14,761	14,761
6004615 GASOLINE CHARGEBACK	1,146	4,500	940	4,275	4,275	4,275
0000041 Chargeback Expenses Totals	35,208	43,661	6,411	48,465	48,465	48,465
0000042 Depreciation						
6004804 DEPRECIATION - MOTOR VEHICLES	320,159	0	31,277	0	0	0
6004805 DEPRECIATION - MACHINERY & EQU	3,181	0	0	0	0	0
0000042 Depreciation Totals	323,340	0	31,277	0	0	0
0000060 Principal on Indebtedness						
6006000 PRINCIPAL ON SERIAL BONDS	0	107,938	0	16,732	16,732	16,732
6006001 PRINCIPAL ON BANS	0	312,317	0	181,667	181,667	181,667

REPORT:BP032

BROOME COUNTY GOVERNMENT
REVENUE AND APPROPRIATION SUMMARY BY DEPARTMENT

FUND: 2070 Fleet Operating
DEPT: 09000000 Fleet Management

Account	2016 Actuals	2017 Budget	2017 YTD Actuals As of 11/03/17	2018 Budget Requested	2018 Budget Recommended	2018 Budget Adopted
0000060 Principal on Indebtedness Totals	0	420,255	0	198,399	198,399	198,399
0000070 Interest on Indebtedness						
6007000 INTEREST ON SERIAL BONDS	16,628	10,980	11,157	8,324	8,324	8,324
6007001 INTEREST ON BANS	11,697	11,847	4,057	7,000	7,000	7,000
0000070 Interest on Indebtedness Totals	28,325	22,827	15,214	15,324	15,324	15,324
0000080 Employee Benefits						
6008001 STATE RETIREMENT	24,920	25,010	20,257	25,563	25,563	25,563
6008002 SOCIAL SECURITY	9,852	10,761	7,346	10,852	10,852	10,852
6008004 WORKERS COMPENSATION	3,213	2,717	2,038	1,287	1,287	1,287
6008006 LIFE INSURANCE	45	45	38	45	45	45
6008007 HEALTH INSURANCE	28,711	28,655	22,685	28,552	28,552	28,552
6008008 OPEB - HEALTH INSURANCE	36,985	0	0	0	0	0
6008009 RETIREE HEALTH INSURANCE	23,968	23,016	15,979	23,881	23,881	23,881
6008010 DISABILITY INSURANCE	236	261	211	261	261	261
0000080 Employee Benefits Totals	127,930	90,465	68,554	90,441	90,441	90,441
Exp Totals for Dept: 09000000	1,070,351	1,301,240	570,135	1,031,454	1,031,454	1,031,454
Total for Dept: 09000000	-125,332	-219,339	326,755	99,645	99,645	99,645

P u r c h a s i n g

Director of Purchasing

Procurement
Board of Acquisition and Contract Support
Letter contracts
Multi-municipal contract development
Annual Surplus Auction
Bid and Request For Proposal specification
development
General Contract Administration
Supervision and Implementation of the
Competitive Bid Process
Procurement Card Program

Purchasing

Mission Statement

To provide quality service through effective teamwork and communication with county departments, political subdivisions, state agencies and vendors in a commitment to obtain the desired goods and services at the lowest possible cost in a professional, ethical, responsive, and timely manner and in accordance with county and state municipal laws.

Description

The Division of Purchasing is responsible, in whole or part for:

- The cost-efficient procurement of over 20 million dollars of supplies, materials, equipment, and services for Broome County Government.
- Processing of letter contracts and all Board of Acquisition and Contract (BAC) requests, processing approximately 5,000 purchase orders.
- Supervision of the procurement card program; copier and MFP machine lease and maintenance programs, toner cartridge contract and maintenance supply contract.
- General contract administration including issuance of notices of default.
- Being the lead agency for the maintenance contracts including, janitorial supplies, office supplies, vending services, and equipment contracts.
- Supervision and implementation of the competitive bidding process.
- Review and preparation of specifications.

- Establishment of purchasing standards.
- Publication of legal notices and content on county website.
- Maintain county website for bid notice publication and specifications (BidNet - Empire State Purchasing Group).
- Supplier relations, department relations, personnel training and reporting.
- The relocation, scrapping or selling of obsolete or surplus equipment and vehicles through the bidding process or annual auction (open to the political subdivisions) which generates revenue for all participants.

Although not mandated, the Division of Purchasing allows the political subdivisions and any New York State county to participate in purchase contracts. The legislation in Albany passed into law the provision for “piggybacking” on service contracts between counties and municipalities.

Providing these contracts has eliminated wasteful bidding or shopping, duplication of time, effort, administration costs, advertising expenses, etc. and has resulted in lower prices generated by the combined larger volume.

The Division of Purchasing provides these contracts at no cost to the political subdivisions. However, there are considerable county costs associated with this service: personnel, printing, copier, office supplies, telephone, and postage.

2018 Objectives

- Work with BidNet - Empire State Purchasing Group's e-procurement system to post county bid notices, specifications, proposals, and quotes. This system has generated an increase in exposure of our solicitations for prospective bidders and has promoted greater competition. Bid results are also posted to this site.
- Promote the usage of the procurement card within Broome County departments. This will reduce the small dollar amount purchase orders and the use of petty cash. This is a more efficient and less time-consuming way to make small or immediate need purchases and travel expenses.
- Ensure procurement card and travel card controls are being upheld based on New York State Purchasing guidelines, County law, policies and procedures.
- Expand the annual auction to include even more towns, villages and county departments. Explore increased use of live on-line bidding with in person bidding.
- Provide on-site purchasing assistance for all departments on the rules and regulations governing the purchasing of goods and services in accordance with General Municipal Law sections 103 and 104.
- Decrease the number of scanners, inkjet printers, printers, and copy and fax machines in use throughout the County departments. The cost to Broome County for leases, maintenance, supplies, equipment and energy could be greatly reduced by implementing the use of multi-function machines.
- Train and advise department fiscal personnel in the PeopleSoft system and purchasing more broadly.

2018 Budget Highlights

- Investigate potential for on-line surplus auctions.
- Investigate potential for on-line submission of bids and proposals.
- Increase competition among bidders through vendor outreach programs, vendor workshops, MWBE workshops, and Disabled Veterans workshops.

Purchasing 16000001

<u>Title of Position</u>	<u>Grade/Unit</u>	As of 7/5/2017				
		<u>2016 Actuals</u>	<u>Current Authorized</u>	<u>2018 Requested</u>	<u>2018 Recommended</u>	<u>2018 Adopted</u>
<u>Full-Time Positions</u>						
Director of Purchasing	F Admin	1	1	1	1	1
Senior Buyer	15 BAPA	1	1	1	1	1
Buyer	14 CSEA	1	1	1	1	1
Total Full-Time Positions		3	3	3	3	3
<u>Part-Time Positions</u>						
None						
Total Part-Time Positions		0	0	0	0	0
Total Positions		3	3	3	3	3

REPORT:BF033

BROOME COUNTY GOVERNMENT
REVENUE AND APPROPRIATION SUMMARY
BY DEPARTMENT AND DIVISION

FUND: 1010 General Operating
DEPT: 16000000 Purchasing
DIV: 00 Purchasing

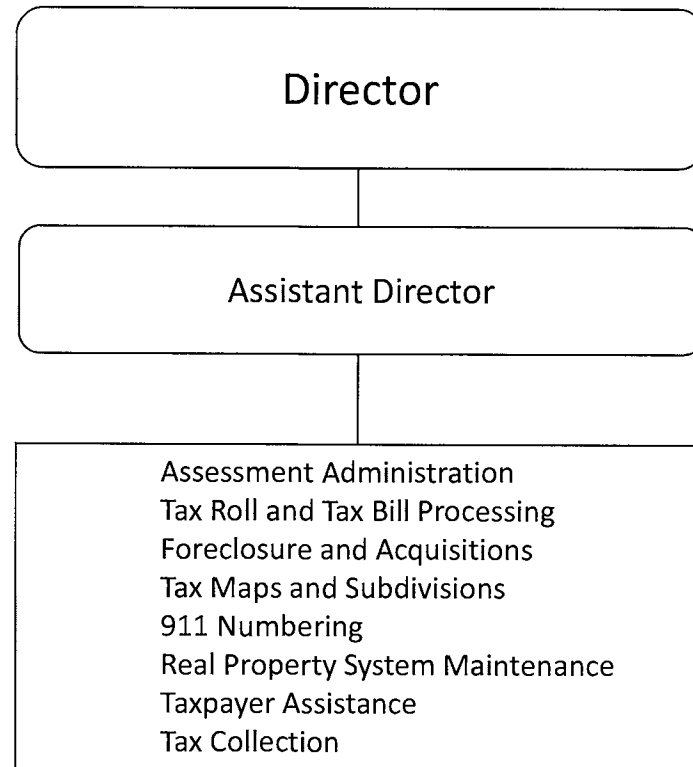
Account	2016 Actuals	2017 Budget	2017 YTD Actuals As of 11/03/17	2018 Budget Requested	2018 Budget Recommended	2018 Budget Adopted
16000000 Purchasing						
0000006 Sale of Prop and Comp for Loss						
5000518 SALE OF EQUIPMENT	776	0	0	0	0	0
0000006 Sale of Prop and Comp for Loss Totals	776	0	0	0	0	0
0000007 Misc Interfund Revenues						
5000545 CREDIT CARD REBATES	33	0	92	0	0	0
0000007 Misc Interfund Revenues Totals	33	0	92	0	0	0
Rev Total for Div: 1600	809	0	92	0	0	0
0000010 Personnel Service						
6001000 SALARIES FULL-TIME	154,468	149,224	120,700	152,075	152,075	152,075
6001002 SALARIES TEMPORARY	12,610	13,140	10,066	13,140	13,140	13,140
0000010 Personnel Service Totals	167,078	162,364	130,766	165,215	165,215	165,215
0000040 Contractual Expenditures						
6004010 BOOKS AND SUBSCRIPTIONS	55	40	0	40	40	40
6004012 OFFICE SUPPLIES	861	800	344	800	800	800
6004023 BLDG AND GROUNDS SUPPLIES	244	0	0	0	0	0
6004100 POSTAGE AND FREIGHT	0	0	11	0	0	0
6004105 DUES AND MEMBERSHIPS	240	180	150	180	180	180
6004106 GENERAL OFFICE EXPENSES	75	110	0	110	110	110
6004137 ADVERTISING AND PROMOTION EXPE	798	1,500	746	1,500	1,000	1,000
6004138 OTHER OPERATIONAL EXPENSES	110	465	0	465	465	465
6004161 TRAVEL HOTEL AND MEALS	944	350	332	700	700	700
6004162 EDUCATION AND TRAINING	300	350	100	700	700	700
6004196 COPYING MACHINE RENTALS	1,497	1,668	1,240	1,668	1,668	1,668
0000040 Contractual Expenditures Totals	5,124	5,463	2,923	6,163	5,663	5,663
0000041 Chargeback Expenses						
6004602 INSURANCE PREMIUM CHARGEBACK	143	144	144	159	159	159

BROOME COUNTY GOVERNMENT
 REVENUE AND APPROPRIATION SUMMARY
 BY DEPARTMENT AND DIVISION

FUND: 1010 General Operating
 DEPT: 16000000 Purchasing
 DIV: 00 Purchasing

Account	2016 Actuals	2017 Budget	2017 YTD Actuals As of 11/03/17	2018 Budget Requested	2018 Budget Recommended	2018 Budget Adopted
0000041 Chargeback Expenses Totals	143	144	144	159	159	159
0000080 Employee Benefits						
6008001 STATE RETIREMENT	25,236	28,032	15,450	19,959	19,959	19,959
6008002 SOCIAL SECURITY	11,644	12,462	9,204	12,640	12,640	12,640
6008004 WORKERS COMPENSATION	887	897	673	511	511	511
6008006 LIFE INSURANCE	45	45	38	45	45	45
6008007 HEALTH INSURANCE	33,778	36,057	24,512	32,975	32,975	32,975
6008009 RETIREE HEALTH INSURANCE	54,591	59,010	39,351	58,794	58,794	58,794
6008010 DISABILITY INSURANCE	28	87	70	88	88	88
6008013 HEALTH INS - RETIRE INCENTIVE	4,435	0	0	0	0	0
0000080 Employee Benefits Totals	130,644	136,590	89,298	125,012	125,012	125,012
Exp Total for Div: 1600	302,989	304,561	223,131	296,549	296,049	296,049
Total for Div: 16000000	-302,180	-304,561	-223,039	-296,549	-296,049	-296,049
Total for Dept: 16000000	-302,180	-304,561	-223,039	-296,549	-296,049	-296,049

Real Property Tax Services



Real Property Tax Services

Mission Statement

Real Property Tax Services Department is mandated by New York State Real Property Tax Law, Section 1530, and is primarily responsible for coordination of assessment administration in the towns, villages and city. Under the Broome County Charter the agency also has tax enforcement and property recording duties. The department operates with authority under the New York State Real Property Tax Laws and County Charter. Additionally, Section 1184 establishes procedures to collect taxes through an installment program, which the department administers. School taxes are collected for the Binghamton City School, Sunrise Terrace, Chenango Valley, Chenango Forks, Deposit, Johnson City, Maine-Endwell, Susquehanna Valley, Union-Endicott, and Whitney Point school districts. Property taxes are also collected for the City of Binghamton and the towns of Binghamton, Conklin, Dickinson, Fenton, Kirkwood, Nanticoke, and Union.

Description

Assessment Administration includes the production of assessor field books, tentative and final assessment rolls, annual assessors' reports, annual exemption reports, computation of utility, special franchise, state land and railroad assessments for sixteen Towns, the City of Binghamton and seven Villages, maintenance of ownership records, assessors training and support, Board of Assessment review training, and tax error investigations for twenty-four County municipalities.

Tax Roll and Bill Processing includes tax corrections and refunds, special district relevies, tax roll balancing, collector input, tax rolls and bills for sixteen Towns, the City of Binghamton, six villages, nineteen school districts, and four hundred fifty special districts.

Foreclosure includes title searches, legal notices, mailings, court appearances, financing accounting, property inspections, tax sale auctions, and other enforcement duties, on the 86,000 properties in the county handling on the average 800 properties per year.

Taxpayer Assistance includes helping taxpayers with assessment issues, correcting errors in property tax bills, tax map problems, tax foreclosures and general assessment administration questions.

Tax Map includes map changes by deeds including splits, combinations, filing of subdivisions, error investigations, corrections, issuing of maps to sixteen Towns, the City of Binghamton, seven Villages, and sales of maps to the public.

County Foreclosure including Social Services, title searches, preparation of legal papers, vouchers, tax searches, appraisals, court appearances, and record follow-up.

Tax Collection includes collecting, posting, daily deposit preparation, performing warrant adjustments, sending escrow receipts, assisting taxpayer and escrow companies, resolving problems and reconciliation of property tax warrants.

Installment Program includes the necessary research, implementation, collections, record-keeping, and statistical analysis to administer over 750 agreements including interacting with taxpayers both in the program and requesting to enter an agreement.

Property Management includes collection of rents, repairs to maintain the present condition of properties, and resolving tenant issues.

2018 Objectives

- Continue to assist all municipalities within Broome County with their assessment and tax collection goals. Real Property will continue to offer the service of tax collection for any municipality in the county.
- The assessment community will continue to be updated with the most current county and state legislation as it applies to the assessors.
- Enhance a tax collection software program which will handle both current and delinquent tax collection along with other functions necessary for accurate tax collection.

2018 Budget Highlights

- The Real Property Tax Services Department will continue to ensure that residents can pay taxes on-line with the convenience of using a credit or debit card along with e-check.
- The auction process has been restructured to include resale of the foreclosed properties in a timelier fashion along with reducing the amount of maintenance performed on the

properties. These changes will equate to increased revenue for the Real Property Tax Services Department.

- Internal restructuring within the department will enable the department to operate in a more efficient manner.
- In September 2017, the department began collecting school taxes for the Maine-Endwell Central School District and Union-Endicott Central School District.

Real Property Tax Services 17000001

<u>Title of Position</u>	<u>Grade/Unit</u>	2016 <u>Actuals</u>	As of 7/5/2017 <u>Authorized</u>	2018 <u>Requested</u>	2018 <u>Recommended</u>	2018 <u>Adopted</u>
<u>Full-Time Positions</u>						
Director of Real Property Tax Services III	H Admin	1	1	1	1	1
Assistant Director of Real Property Tax Services	20 Admin	1	1	1	1	1
County Receiver of Taxes	19 BAPA	1	1	1	1	1
Tax Map Technician	18 CSEA	1	1	1	1	1
Real Property Appraiser	18 CSEA	1	1	1	1	1
Real Property Tax Services Specialist	16 CSEA	1	1	1	1	1
Real Property Tax Service Assistant	14 CSEA	1	1	1	1	1
Title Searcher	14 CSEA	1	1	1	1	1
Senior Clerk	8 CSEA	2	2	2	2	2
Total Full-Time Positions		10	10	10	10	10
<u>Part-Time Positions</u>						
None						
Total Part-Time Positions		0	0	0	0	0
Total Positions		10	10	10	10	10

REPORT:BP033

BROOME COUNTY GOVERNMENT
REVENUE AND APPROPRIATION SUMMARY
BY DEPARTMENT AND DIVISION

FUND: 1010 General Operating
DEPT: 17000000 Real Property Tax Services
DIV: 00 Real Property Tax Services

Account	2016 Actuals	2017 Budget	2017 YTD Actuals As of 11/03/17	2018 Budget Requested	2018 Budget Recommended	2018 Budget Adopted
17000000 Real Property Tax Services						
0000001 Tax Items						
5000002 GAIN FROM SALE-TAX ACQ PROPERT	1,072,043	1,100,000	1,123,676	1,100,000	1,100,000	1,100,000
5000005 DEFAULTS ON INSTALLMENTS	1,000	0	0	0	0	0
0000001 Tax Items Totals	1,073,043	1,100,000	1,123,676	1,100,000	1,100,000	1,100,000
0000002 Departmental Income						
5000185 DATA PROCESSING TAX SERVICES	145,676	137,000	140,574	150,000	150,000	150,000
5000187 REIMBURSEMENT - ANIMAL SHELTER	1,713	0	0	0	0	0
5000227 TITLE SEARCH FEES	104,077	245,000	-260,475	300,000	300,000	300,000
5000426 MISCELLANEOUS	5,680	8,000	2,451	4,000	4,000	4,000
5000441 TAX COLLECTION FEES	199,882	185,000	146,520	187,000	187,000	187,000
0000002 Departmental Income Totals	457,028	575,000	29,070	641,000	641,000	641,000
0000003 Use of Money						
5000451 INTEREST AND EARNINGS	3,440	8,000	3,589	6,000	6,000	6,000
5000460 RENTAL OF REAL PROPERTY INDIVI	47,645	50,000	103,618	50,000	50,000	50,000
0000003 Use of Money Totals	51,085	58,000	107,207	56,000	56,000	56,000
0000005 Fines and Forfeitures						
5000500 FORFEITURE OF DEPOSITS	18,060	5,000	6,718	5,000	5,000	5,000
0000005 Fines and Forfeitures Totals	18,060	5,000	6,718	5,000	5,000	5,000
0000006 Sale of Prop and Comp for Loss						
5000517 SALES OF REAL PROPERTY	17,000	0	5,000	0	0	0
0000006 Sale of Prop and Comp for Loss Totals	17,000	0	5,000	0	0	0
0000008 State Aid						
5000803 PROPERTY TAX ADMINISTRATION	42,604	43,000	5,096	40,000	40,000	40,000
0000008 State Aid Totals	42,604	43,000	5,096	40,000	40,000	40,000

BROOME COUNTY GOVERNMENT
 REVENUE AND APPROPRIATION SUMMARY
 BY DEPARTMENT AND DIVISION

FUND: 1010 General Operating
 DEPT: 17000000 Real Property Tax Services
 DIV: 00 Real Property Tax Services

Account	2016 Actuals	2017 Budget	2017 YTD Actuals As of 11/03/17	2018 Budget Requested	2018 Budget Recommended	2018 Budget Adopted
Rev Total for Div: 1700	1,658,820	1,781,000	1,276,767	1,842,000	1,842,000	1,842,000
0000010 Personnel Service						
6001000 SALARIES FULL-TIME	465,635	505,704	384,083	514,984	514,984	514,984
6001002 SALARIES TEMPORARY	56,413	34,564	40,221	38,754	38,754	38,754
0000010 Personnel Service Totals	522,048	540,268	424,304	553,738	553,738	553,738
0000040 Contractual Expenditures						
6004010 BOOKS AND SUBSCRIPTIONS	0	500	0	500	500	500
6004012 OFFICE SUPPLIES	5,356	5,500	4,059	5,500	4,000	4,000
6004100 POSTAGE AND FREIGHT	520	520	496	580	580	580
6004105 DUES AND MEMBERSHIPS	240	1,500	760	1,500	1,000	1,000
6004106 GENERAL OFFICE EXPENSES	702	5,500	4,113	5,500	4,000	4,000
6004111 BUILDING AND LAND RENTAL	0	1,500	0	0	0	0
6004137 ADVERTISING AND PROMOTION EXPE	11,406	10,000	3,350	10,000	10,000	10,000
6004138 OTHER OPERATIONAL EXPENSES	10	0	0	0	0	0
6004160 MILEAGE AND PARKING-LOCAL	1,369	2,500	668	2,500	1,000	1,000
6004161 TRAVEL HOTEL AND MEALS	39	0	348	0	0	0
6004162 EDUCATION AND TRAINING	1,160	1,000	0	1,000	1,000	1,000
6004196 COPYING MACHINE RENTALS	1,565	3,000	2,548	3,000	2,500	2,500
6004584 TAX ACQUIRED PROPERTY EXPENSES	31,850	45,000	32,990	45,000	35,000	35,000
0000040 Contractual Expenditures Totals	54,217	76,520	49,332	75,080	59,580	59,580
0000041 Chargeback Expenses						
6004602 INSURANCE PREMIUM CHARGEBACK	13,218	16,444	12,333	12,789	12,789	12,789
6004619 BUILDING SERVICE CHARGEBACK	0	3,000	0	3,000	3,000	3,000
0000041 Chargeback Expenses Totals	13,218	19,444	12,333	15,789	15,789	15,789
0000060 Principal on Indebtedness						
6006008 PRINCIPAL ON CAPITAL LEASE	6,784	0	0	0	0	0
0000060 Principal on Indebtedness Totals	6,784	0	0	0	0	0

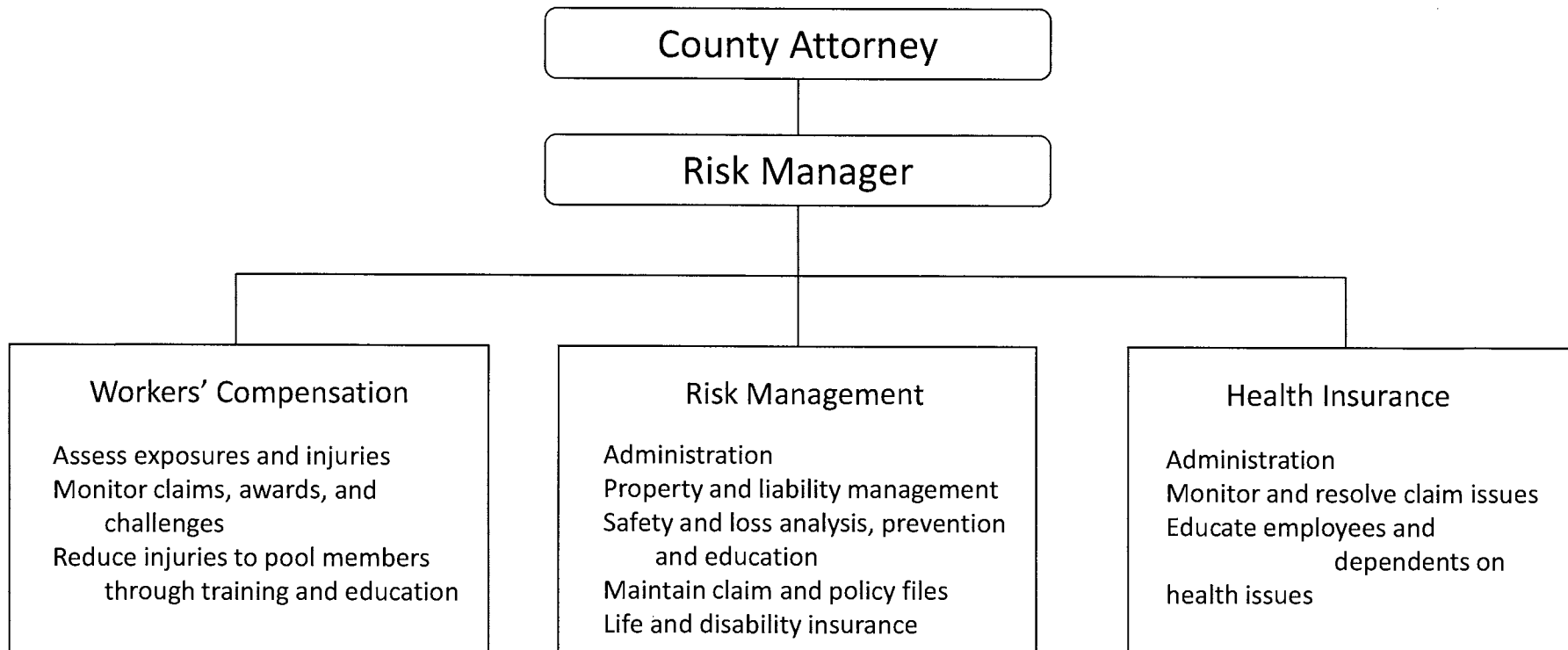
REPORT:BP033

BROOME COUNTY GOVERNMENT
REVENUE AND APPROPRIATION SUMMARY
BY DEPARTMENT AND DIVISION

FUND: 1010 General Operating
DEPT: 17000000 Real Property Tax Services
DIV: 00 Real Property Tax Services

Account	2016 Actuals	2017 Budget	2017 YTD Actuals As of 11/03/17	2018 Budget Requested	2018 Budget Recommended	2018 Budget Adopted
0000070 Interest on Indebtedness						
6007005 INTEREST ON CAPITAL LEASE	212	0	0	0	0	0
0000070 Interest on Indebtedness Totals	212	0	0	0	0	0
0000080 Employee Benefits						
6008001 STATE RETIREMENT	86,154	83,220	66,607	86,098	86,098	86,098
6008002 SOCIAL SECURITY	37,728	38,592	30,954	39,399	39,399	39,399
6008004 WORKERS COMPENSATION	23,386	24,904	18,682	24,923	24,923	24,923
6008006 LIFE INSURANCE	149	150	119	150	150	150
6008007 HEALTH INSURANCE	95,160	91,523	72,045	99,661	99,661	99,661
6008009 RETIREE HEALTH INSURANCE	110,468	123,506	62,982	92,661	92,661	92,661
6008010 DISABILITY INSURANCE	505	697	422	617	617	617
6008011 UNEMPLOYMENT INSURANCE	2,118	0	7,060	0	0	0
6008013 HEALTH INS - RETIRE INCENTIVE	4,382	0	0	0	0	0
0000080 Employee Benefits Totals	360,050	362,592	258,871	343,509	343,509	343,509
Exp Total for Div: 1700	956,529	998,824	744,840	988,116	972,616	972,616
Total for Div: 17000000	702,291	782,176	531,927	853,884	869,384	869,384
Total for Dept: 17000000	702,291	782,176	531,927	853,884	869,384	869,384

Risk and Insurance



Risk and Insurance Risk Management

Mission Statement

To maintain an effective program of identifying, controlling, and financing risks to the county.

Description

The Office of Risk and Insurance, as part of the Law Department, is responsible for risk identification through inspections and review of operations, risk control through enforcement of code and regulatory requirements and recommendations for risk containment, risk financing through commercial, funded, or unfunded programs, transferring risk to vendors by requiring and reviewing vendor insurance, and claim investigation to aid in claim denial, settlement, or defense.

The County has been self-insured since 1979 when the Risk Management Office was established by Local Law 16.

2018 Objectives

- Implement strategies to reduce the total cost of risk.

2018 Budget Highlights

- Continuing budget to provide necessary resources.

Risk & Insurance 18010001, 18020001, 18030001
 Risk Management

As of
 7/5/2017

<u>Title of Position</u>	<u>Grade/Unit</u>	2016 <u>Actuals</u>	Current <u>Authorized</u>	2018 <u>Requested</u>	2018 <u>Recommended</u>	2018 <u>Adopted</u>
<u>Full-Time Positions</u>						
Manager of Risk and Insurance	H Admin	1	1	1	1	1
Workers' Compensation Analyst	22 Admin	1	1	1	1	1
Claims Manager	22 Admin	1	1	1	1	1
Safety Specialist	22 Admin	1	1	1	1	1
Health Insurance Analyst	22 Admin	0	0	1	1	1
Health Insurance Analyst	18 Admin	1	1	0	0	0
Senior Account Clerk	10 Admin	1	1	1	1	1
Total Full-Time Positions		6	6	6	6	6
<u>Part-Time Positions</u>						
None						
Total Part-Time Positions		0	0	0	0	0
Total Positions		6	6	6	6	6

REPORT:BP032

BROOME COUNTY GOVERNMENT
REVENUE AND APPROPRIATION SUMMARY BY DEPARTMENT

FUND: 2090 Self Insurance Operating
DEPT: 18000000 Risk and Insurance

Account	2016 Actuals	2017 Budget	2017 YTD Actuals As of 11/03/17	2018 Budget Requested	2018 Budget Recommended	2018 Budget Adopted
0000002 Departmental Income						
5000229 BCC CHARGES	65,482	105,068	105,068	97,850	97,850	97,850
5000300 WORKERS COMP ADMINISTRATION	190,043	196,245	0	196,879	196,879	196,879
5000301 HEALTH CARE ADMINISTRATION	121,724	128,307	0	136,610	136,610	136,610
5000306 INSURANCE CHARGEBACK	998,460	1,006,688	636,306	1,164,610	1,164,610	1,164,610
5000320 COUNTY CONTRIBUTION	88,444	104,502	81,526	104,822	104,822	104,822
5000406 ACTIVE EMPLOYEE CONTRIBUTION	110,944	123,851	100,314	126,770	126,770	126,770
0000002 Departmental Income Total	1,575,097	1,664,661	923,214	1,827,541	1,827,541	1,827,541
0000003 Use of Money						
5000451 INTEREST AND EARNINGS	2,344	2,200	1,740	2,200	2,200	2,200
0000003 Use of Money Total	2,344	2,200	1,740	2,200	2,200	2,200
0000006 Sale of Prop and Comp for Loss						
5000520 INSURANCE RECOVERIES	26,959	40,000	7,797	40,000	40,000	40,000
0000006 Sale of Prop and Comp for Loss Total	26,959	40,000	7,797	40,000	40,000	40,000
0000007 Misc Interfund Revenues						
5000530 REFUNDS OF PRIOR YEARS EXPENDI	75,000	0	434,148	0	0	0
5000534 TRANSFER FROM INSURANCE RESERV	0	417,224	0	422,062	422,062	422,062
0000007 Misc Interfund Revenues Total	75,000	417,224	434,148	422,062	422,062	422,062
Rev Totals for Dept: 18000000	1,679,400	2,124,085	1,366,899	2,291,803	2,291,803	2,291,803
0000010 Personnel Service						
6001000 SALARIES FULL-TIME	334,942	340,761	252,622	350,693	350,693	350,693
6001002 SALARIES TEMPORARY	7,878	11,477	0	0	0	0
0000010 Personnel Service Totals	342,820	352,238	252,622	350,693	350,693	350,693

BROOME COUNTY GOVERNMENT
REVENUE AND APPROPRIATION SUMMARY BY DEPARTMENT

FUND: 2090 Self Insurance Operating
DEPT: 18000000 Risk and Insurance

Account	2016 Actuals	2017 Budget	2017 YTD Actuals As of 11/03/17	2018 Budget Requested	2018 Budget Recommended	2018 Budget Adopted
0000040 Contractual Expenditures						
6004010 BOOKS AND SUBSCRIPTIONS	0	400	0	400	400	400
6004012 OFFICE SUPPLIES	596	1,000	391	1,000	1,000	1,000
6004045 TRAINING AND EDUCATIONAL SUPPL	5	500	0	500	500	500
6004054 SAFETY SUPPLIES	160	2,000	0	2,000	2,000	2,000
6004105 DUES AND MEMBERSHIPS	0	350	0	350	350	350
6004106 GENERAL OFFICE EXPENSES	174	250	0	250	250	250
6004137 ADVERTISING AND PROMOTION EXPE	16	0	0	0	0	0
6004160 MILEAGE AND PARKING-LOCAL	173	100	0	100	100	100
6004161 TRAVEL HOTEL AND MEALS	0	0	306	0	0	0
6004162 EDUCATION AND TRAINING	920	400	1,015	400	400	400
6004169 DAY TRIP MEAL REIMBURSEMENT	122	68	40	68	68	68
6004196 COPYING MACHINE RENTALS	1,212	1,200	747	950	950	950
6004200 PROPERTY LOSS	206,100	260,746	110,133	260,746	260,746	260,746
6004201 INSURANCE PREMIUMS	243,322	347,704	280,372	348,587	348,587	348,587
6004203 INSURANCE CLAIMS	1,057,688	385,746	92,136	550,000	550,000	550,000
6004204 COMPENSATION CLAIMS	2,269	10,000	2,905	10,000	10,000	10,000
6004402 LAB SERVICES	10,920	15,000	14,405	15,000	15,000	15,000
6004573 OTHER FEES FOR SERVICES	10,620	50,000	8,235	50,000	50,000	50,000
6004597 DISABILITY INSURANCE PREMIUMS	219,577	210,000	167,410	213,860	213,860	213,860
0000040 Contractual Expenditures Totals	1,753,874	1,285,464	678,095	1,454,211	1,454,211	1,454,211
0000041 Chargeback Expenses						
6004601 INDIRECT COSTS	218,205	180,998	0	179,223	179,223	179,223
6004602 INSURANCE PREMIUM CHARGEBACK	170	170	170	189	189	189
6004605 COUNTY ATTORNEY CHARGEBACKS	2,390	6,125	928	6,125	6,125	6,125
6004606 TELEPHONE BILLING ACCOUNT	4,225	2,338	3,055	4,200	4,200	4,200
6004609 DATA PROCESSING CHARGEBACKS	15,269	21,435	10,718	21,352	21,352	21,352
6004610 PERSONNEL SERVICES CHARGEBACKS	26,000	26,000	0	26,000	26,000	26,000
6004614 OTHER CHARGEBACK EXPENSES	23	66	56	60	60	60
6004617 DUPLICATING/PRINTING CHARGEBAC	964	1,604	1,391	1,562	1,562	1,562
6004618 OFFICE SUPPLIES CHARGEBACK	6,583	6,911	3,585	8,002	8,002	8,002
0000041 Chargeback Expenses Totals	273,829	245,647	19,903	246,713	246,713	246,713
0000080 Employee Benefits						
6008001 STATE RETIREMENT	54,852	56,352	43,792	56,612	56,612	56,612
6008002 SOCIAL SECURITY	24,206	26,946	17,661	26,828	26,828	26,828
6008004 WORKERS COMPENSATION	1,644	1,831	1,373	1,698	1,698	1,698
6008006 LIFE INSURANCE	90	90	75	90	90	90

REPORT:BP032

BROOME COUNTY GOVERNMENT
REVENUE AND APPROPRIATION SUMMARY BY DEPARTMENT

FUND: 2090 Self Insurance Operating
DEPT: 18000000 Risk and Insurance

Account	2016 Actuals	2017 Budget	2017 YTD Actuals As of 11/03/17	2018 Budget Requested	2018 Budget Recommended	2018 Budget Adopted
6008007 HEALTH INSURANCE	79,619	82,127	65,019	81,832	81,832	81,832
6008008 OPEB - HEALTH INSURANCE	19,371	0	0	0	0	0
6008009 RETIREE HEALTH INSURANCE	65,663	73,390	48,927	73,126	73,126	73,126
0000080 Employee Benefits Totals	245,445	240,736	176,847	240,186	240,186	240,186
Exp Totals for Dept: 18000000	2,615,968	2,124,085	1,127,467	2,291,803	2,291,803	2,291,803
Total for Dept: 18000000	-936,568	0	239,432	0	0	0

Risk and Insurance
Health Insurance

Mission Statement

Provide a cost-effective alternative to commercial health insurance for eligible current and former county employees.

Description

The health insurance fund, established by Resolution 81-298, is an Internal Services Fund providing health claims administration including in-patient and out-patient medical treatment, and prescription drug coverage.

2018 Objectives

- Continue exploring cost savings through increased administrative efficiency.

2018 Budget Highlights

- Continuing budget considering financial constraints.

REPORT:BP032

BROOME COUNTY GOVERNMENT
REVENUE AND APPROPRIATION SUMMARY BY DEPARTMENT

FUND: 2080 Health Insurance Operating
DEPT: 18000000 Risk and Insurance

Account	2016 Actuals	2017 Budget	2017 YTD Actuals As of 11/03/17	2018 Budget Requested	2018 Budget Recommended	2018 Budget Adopted
0000002 Departmental Income						
5000229 BCC CHARGES	8,909,627	8,677,080	6,829,790	8,847,728	8,847,728	8,847,728
5000320 COUNTY CONTRIBUTION	28,516,018	28,784,541	22,689,591	28,433,538	28,433,538	28,433,538
5000406 ACTIVE EMPLOYEE CONTRIBUTION	4,091,096	4,094,334	3,300,529	3,946,865	3,946,865	3,946,865
5000407 RETIREE CONTRIBUTION	2,104,475	2,126,095	1,813,150	2,371,532	2,371,532	2,371,532
5000408 SURVIVOR & VESTED CONTRIBUTION	189,540	207,061	150,178	194,601	194,601	194,601
5000409 COBRA CONTRIBUTION	1,767	2,000	14,461	2,000	2,000	2,000
5000426 MISCELLANEOUS	77	0	0	0	0	0
0000002 Departmental Income Total	43,812,600	43,891,111	34,797,699	43,796,264	43,796,264	43,796,264
0000003 Use of Money						
5000451 INTEREST AND EARNINGS	7,367	7,100	5,267	7,100	7,100	7,100
0000003 Use of Money Total	7,367	7,100	5,267	7,100	7,100	7,100
0000007 Misc Interfund Revenues						
5000530 REFUNDS OF PRIOR YEARS EXPENDI	130,878	0	146,839	0	0	0
5000542 PRESCRIPTION REBATES	1,978,899	2,100,000	2,115,963	2,675,000	2,675,000	2,675,000
5000545 CREDIT CARD REBATES	13	0	1	0	0	0
0000007 Misc Interfund Revenues Total	2,109,790	2,100,000	2,262,803	2,675,000	2,675,000	2,675,000
0000009 Federal Aid						
5000959 EGWP SUBSIDY	979,813	850,000	619,729	1,350,000	1,350,000	1,350,000
0000009 Federal Aid Total	979,813	850,000	619,729	1,350,000	1,350,000	1,350,000
Rev Totals for Dept: 18000000	46,909,570	46,848,211	37,685,498	47,828,364	47,828,364	47,828,364
0000040 Contractual Expenditures						
6004010 BOOKS AND SUBSCRIPTIONS	0	199	0	199	199	199
6004012 OFFICE SUPPLIES	805	950	496	950	950	950
6004105 DUES AND MEMBERSHIPS	0	100	0	100	100	100
6004137 ADVERTISING AND PROMOTION EXPE	16	0	0	0	0	0

REPORT:BP032

BROOME COUNTY GOVERNMENT
REVENUE AND APPROPRIATION SUMMARY BY DEPARTMENT

FUND: 2080 Health Insurance Operating
DEPT: 18000000 Risk and Insurance

Account	2016 Actuals	2017 Budget	2017 YTD Actuals As of 11/03/17	2018 Budget Requested	2018 Budget Recommended	2018 Budget Adopted
6004150 CASE ASSESSMENT	246,161	246,161	205,134	246,161	246,161	246,161
6004161 TRAVEL HOTEL AND MEALS	1,320	1,500	0	1,500	1,500	1,500
6004207 PRESCRIPTION DRUGS	15,758,921	16,458,426	14,289,433	17,370,076	17,370,076	17,370,076
6004208 MEDICAL CARE	8,415,240	8,901,997	7,844,525	8,975,129	8,975,129	8,975,129
6004209 HOSPITAL CARE	12,158,759	12,647,257	11,144,562	12,751,158	12,751,158	12,751,158
6004211 PART C PREMIUMS	1,632,233	1,763,628	1,454,341	2,708,400	2,708,400	2,708,400
6004257 SERVICES TO PARTICIPANTS	7,431,864	7,633,444	6,291,370	7,854,668	7,854,668	7,854,668
6004403 MEDICARE CREDITS	6,464	6,178	4,633	5,491	5,491	5,491
6004503 ACTUARY CONSULTANT	12,443	100,000	0	100,000	100,000	100,000
6004507 ACA PCORI FEE	6,656	6,975	6,739	6,975	6,975	6,975
6004508 ACA REINSURANCE FEE	81,465	0	-20,466	0	0	0
6004569 CLAIMS ADMINISTRATION	1,410,003	1,412,494	1,068,323	1,385,728	1,385,728	1,385,728
6004573 OTHER FEES FOR SERVICES	44,631	49,248	35,910	49,248	49,248	49,248
0000040 Contractual Expenditures Totals	47,206,981	49,228,557	42,325,000	51,455,783	51,455,783	51,455,783
0000041 Chargeback Expenses						
6004605 COUNTY ATTORNEY CHARGEBACKS	3,731	35,000	1,345	35,000	35,000	35,000
6004610 PERSONNEL SERVICES CHARGEBACKS	163,907	177,680	0	184,446	184,446	184,446
6004614 OTHER CHARGEBACK EXPENSES	4,000	4,000	0	4,000	4,000	4,000
0000041 Chargeback Expenses Totals	171,638	216,680	1,345	223,446	223,446	223,446
Exp Totals for Dept: 18000000	47,378,619	49,445,237	42,326,345	51,679,229	51,679,229	51,679,229
Total for Dept: 18000000	-469,049	-2,597,026	-4,640,847	-3,850,865	-3,850,865	-3,850,865

Risk and Insurance

Workers' Compensation

Mission Statement

To provide a professionally managed workers' compensation program for Broome County and participating municipalities in accordance with Local Laws 1 of 1956 and 10 of 1974.

Description

- Provides claims administration and pays all workers' compensation indemnity and medical claims as well as state assessments.
- Processes all requests for coverage under the 207-C General Municipal Law, arranges hearings, and reviews determinations when appropriate.
- Processes claims for the county as well as fourteen participating municipalities. Cost for the county and participating municipalities are levied by legislative resolution.
- It is accounted for as an Internal Service Fund and was established in 1956 by Local Law 1 of 1956.

2018 Objectives

- Review of safety program including prevention and post accident review. Monitor departments closely for chronic injuries or dramatic increases in injuries. Increase use of vocational rehabilitation services to assist permanently injured employees in returning to gainful employment.

- Utilize newly implemented medical treatment guidelines and aggressive nurse case management to provide the appropriate medical care to claimants and control costs.
- Keep current on proposed legislation that may have a financial impact on our program.
- Continue to avoid penalties through timely filing of electronic forms

2018 Budget Highlights

- Workers' Compensation average weekly wage changes annually which can result in an increase in the maximum benefit.
- Electronic filing of forms will continue to be closely monitored in pursuant of 100% timely filing by working with plan participants. This will require a quicker response time from employees, supervisors, Broome County and the third-party administrator.
- The Workers' Compensation Board is working on a medical bill portal, which will allow for electronic filing by physicians and medical providers for all services provided to a workers' compensation claimant. The work impact that this will have on Broome County or our third-party administrator is not yet known, but the full implementation is planned for the end 2017.

BROOME COUNTY GOVERNMENT
REVENUE AND APPROPRIATION SUMMARY BY DEPARTMENT

FUND: 2100 Workers Comp Operating
DEPT: 18000000 Risk and Insurance

Account	2016 Actuals	2017 Budget	2017 YTD Actuals As of 11/03/17	2018 Budget Requested	2018 Budget Recommended	2018 Budget Adopted
0000002 Departmental Income						
5000229 BCC CHARGES	285,789	305,638	305,638	287,269	287,269	287,269
5000300 WORKERS COMP ADMINISTRATION	25,241	19,000	0	19,000	19,000	19,000
5000320 COUNTY CONTRIBUTION	2,510,327	2,561,202	1,793,730	2,625,155	2,625,155	2,625,155
5000334 WORKERS COMPENSATION - OTHER G	100,965	95,000	0	95,000	95,000	95,000
5000405 PARTICIPANTS ASSESSMENTS	613,443	614,010	614,008	623,553	623,553	623,553
0000002 Departmental Income Total	3,535,765	3,594,850	2,713,376	3,649,977	3,649,977	3,649,977
0000003 Use of Money						
5000451 INTEREST AND EARNINGS	2,205	1,900	1,978	2,100	2,100	2,100
0000003 Use of Money Total	2,205	1,900	1,978	2,100	2,100	2,100
0000007 Misc Interfund Revenues						
5000530 REFUNDS OF PRIOR YEARS EXPENDI	214,206	215,000	127,913	215,000	215,000	215,000
0000007 Misc Interfund Revenues Total	214,206	215,000	127,913	215,000	215,000	215,000
Rev Totals for Dept: 18000000	3,752,176	3,811,750	2,843,267	3,867,077	3,867,077	3,867,077
0000040 Contractual Expenditures						
6004010 BOOKS AND SUBSCRIPTIONS	86	210	93	210	210	210
6004012 OFFICE SUPPLIES	0	200	0	200	200	200
6004041 PHOTOGRAPHIC SUPPLIES	0	100	0	100	100	100
6004048 MISC OPERATIONAL SUPPLIES	87	250	80	250	250	250
6004054 SAFETY SUPPLIES	0	335	0	335	335	335
6004100 POSTAGE AND FREIGHT	0	75	0	75	75	75
6004105 DUES AND MEMBERSHIPS	55	55	55	55	55	55
6004106 GENERAL OFFICE EXPENSES	0	250	0	250	250	250
6004150 CASE ASSESSMENT	38,300	40,215	33,513	41,421	41,421	41,421
6004161 TRAVEL HOTEL AND MEALS	569	940	0	940	940	940
6004204 COMPENSATION CLAIMS	1,127,162	1,315,000	1,059,028	1,315,000	1,315,000	1,315,000
6004205 MEDICAL CARE AND TREATMENT-COM	759,232	925,000	613,368	925,000	925,000	925,000
6004206 STATE WORKERS COMP ASSESSMENT	320,006	475,000	333,511	475,000	475,000	475,000
6004210 SETTLEMENT PAYMENTS	354,025	175,000	125,000	175,000	175,000	175,000

REPORT:BP032

BROOME COUNTY GOVERNMENT
REVENUE AND APPROPRIATION SUMMARY BY DEPARTMENT

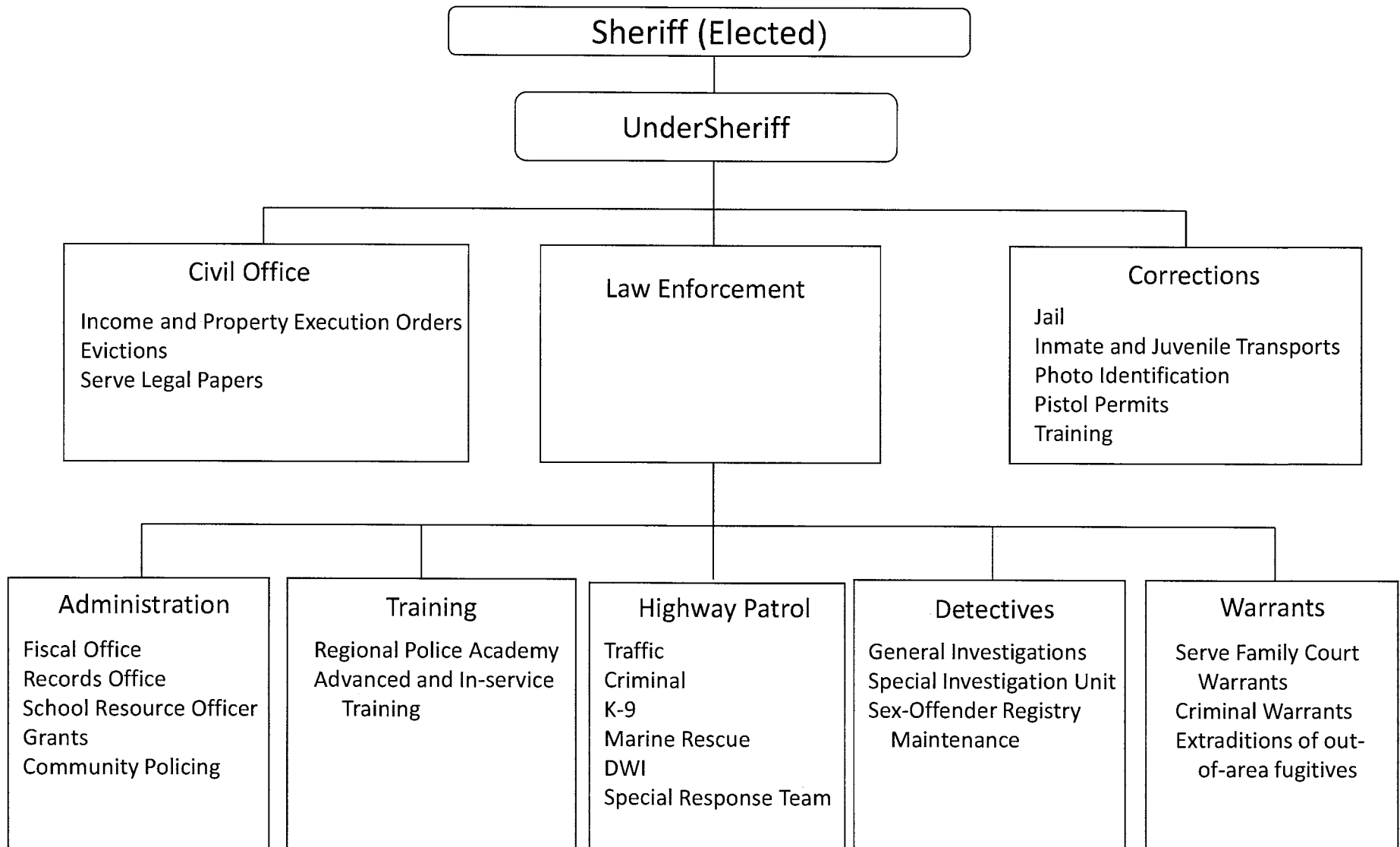
FUND: 2100 Workers Comp Operating
DEPT: 18000000 Risk and Insurance

Account	2016 Actuals	2017 Budget	2017 YTD Actuals As of 11/03/17	2018 Budget Requested	2018 Budget Recommended	2018 Budget Adopted
6004538 LEGAL CHARGES AND FEES	27,165	33,000	14,526	33,000	33,000	33,000
6004569 CLAIMS ADMINISTRATION	92,000	92,000	92,000	96,000	96,000	96,000
6004573 OTHER FEES FOR SERVICES	3,612	40,862	6,320	50,862	50,862	50,862
6004582 JUDGEMENTS AND CLAIMS	365,112	450,000	56,021	450,000	450,000	450,000
6004595 TRANSFER TO RESERVE	0	51,191	0	90,000	90,000	90,000
0000040 Contractual Expenditures Totals	3,087,411	3,599,683	2,333,515	3,653,698	3,653,698	3,653,698
0000041 Chargeback Expenses						
6004601 INDIRECT COSTS	5,000	5,000	0	5,000	5,000	5,000
6004610 PERSONNEL SERVICES CHARGEBACKS	190,043	196,245	0	196,879	196,879	196,879
6004614 OTHER CHARGEBACK EXPENSES	8,835	10,822	4,310	11,500	11,500	11,500
0000041 Chargeback Expenses Totals	203,878	212,067	4,310	213,379	213,379	213,379
0000080 Employee Benefits						
6008005 WORKERS COMP LT LIABILITY	-43,671	0	0	0	0	0
0000080 Employee Benefits Totals	-43,671	0	0	0	0	0
Exp Totals for Dept: 18000000	3,247,618	3,811,750	2,337,825	3,867,077	3,867,077	3,867,077
Total for Dept: 18000000	504,558	0	505,442	0	0	0

Public Safety

<u>Department/Division</u>	<u>Page</u>
Sheriff	
Corrections	152
Law Enforcement	160
Emergency Services	
Operations	168
911—Emergency Services	174
Emergency Medical Training	179
Probation	
Probation	183
Security	189
Stop-DWI	196

Sheriff



**Sheriff
Corrections**

Mission Statement

The Corrections Division is required to comply with New York State Correction Law, Title IX of Executive Law Part 7000 (New York State COC Minimum Standards) and New York State Sheriff's Association Accreditation Standards. The Corrections Division shall operate in compliance with applicable Federal laws and both Federal and New York State case law.

- Operate a cost effective and staff efficient correctional facility.
- Maintain safe and secure conditions for staff, civilian personnel and inmates.
- Maintain a humane correctional environment by providing programs and services to criminal offenders.
- Securely, safely and humanely keep all prisoners committed to the custody of the Sheriff, and to offer those offenders opportunities for self-improvement.
- Comply with federal and state laws which govern our facility.
- Demonstrate the highest level of ethical and professional standards in our operations by holding ourselves accountable to the public.
- Work in cooperation with law enforcement agencies, governmental entities and members of the community.

Description

The Corrections Division operates the Broome County Sheriff's Correctional Facility located at 155 Lt. VanWinkle Dr., Binghamton, NY. Inmate supervision is accomplished through "direct supervision" management requiring Corrections Officers to constantly intermingle with offenders. This management concept has resulted in lower costs

to the County in terms of vandalism, injuries and other factors associated with jail operations.

The Correctional Facility underwent an expansion project during 2016, increasing the facility capacity to 600 beds and providing a modernized medical unit.

2018 Objectives

- Continue to increase effectiveness of the Corrections Division through Federal and New York State case law.
- Continue the use of double celling to control costs.
- Use of newly-constructed cell space to generate revenue by housing prisoners for the United States Marshals Service, United States Immigration and Customs Enforcement and other New York State counties.
- Continued tracking of New York State reimbursement and compliance with law regarding the reimbursements and removal from County custody of State-Ready inmates.
- Continue internal programs to impact local criminal recidivism while maintaining current budgetary spending.
- Work with area medical service providers to implement a cost-effective opioid treatment plan option for released inmates.

2018 Budget Highlights

- Maintain current spending trend, while continuing to generate revenue to offset operational cost.
- Continue to work with New York State Office of Mental Health, looking for ways to improve our efficiencies with mentally ill inmates who need hospitalizations.

- Increase staffing levels to the necessary state-mandated levels now that the new medical unit and dormitory are operational. This will ensure compliance with state regulations, reduce overtime usage, and improve the quality of life for our corrections officers.

Sheriff/Corrections 23010003

As of
07/05/2017

<u>Title of Position</u>	<u>Grade/Unit</u>	<u>2016 Actuals</u>	<u>Current Authorized</u>	<u>2018 Requested</u>	<u>2018 Recommended</u>	<u>2018 Adopted</u>
<u>Full-Time Positions</u>						
Corrections Major	28 BAPA	1	1	1	1	1
Corrections Captain	26 BAPA	1	1	1	1	1
Corrections Lieutenant	AFSCME	5	8	8	8	8
Corrections Sergeant	AFSCME	16	17	17	17	17
Corrections Officer *	AFSCME	151	151	158	155	155
Inmate Records Clerk	10 CSEA	1	1	1	1	1
Keyboard Specialist Clerk	8 CSEA 6 CSEA	2 1	2 1	2 1	2 1	2 1
Laundry Worker	6 CSEA	1	1	1	1	1
Library Clerk	5 CSEA	1	1	1	1	1
Total Full-Time Positions		180	184	191	188	188
<u>Part-Time Positions</u>						
Chaplain	NA	2	2	2	2	2
Total Part-Time Positions		2	2	2	2	2
Total Positions		182	186	193	190	190

* One position unfunded since 2012, 10 additional positions for jail expansion approved in 2016

* Two additional positions beginning September 2018 to meet minimum staffing requirements as a result of 2016 jail expansion.

* Two additional positions beginning September 2018 to meet anticipated increased juvenile transports due to 'Raise the Age' legislation.

REPORT:BP033

BROOME COUNTY GOVERNMENT
REVENUE AND APPROPRIATION SUMMARY
BY DEPARTMENT AND DIVISION

FUND: 1010 General Operating
DEPT: 23000000 Sheriff
DIV: 01 Sheriff-Corrections

Account	2016 Actuals	2017 Budget	2017 YTD Actuals As of 11/03/17	2018 Budget Requested	2018 Budget Recommended	2018 Budget Adopted
23000000 Sheriff						
0000002 Departmental Income						
5000113 SHERIFF FEES	240	0	0	0	0	0
5000114 SHERIFF ID FEES	6,804	7,000	7,101	7,000	7,000	7,000
5000208 RESTITUTION/REPARATION SURCHAR	6,272	6,500	6,823	8,000	8,000	8,000
5000323 OTHER LOCAL GOVERNMENTS	31,195	110,000	293,430	140,000	140,000	140,000
5000333 OTHER DEPARTMENTAL CHARGEBACK	52,174	50,000	36,087	50,000	50,000	50,000
0000002 Departmental Income Totals	96,685	173,500	343,441	205,000	205,000	205,000
0000004 Licenses and Permits						
5000480 PISTOL PERMITS	63,571	72,000	31,374	43,000	43,000	43,000
0000004 Licenses and Permits Totals	63,571	72,000	31,374	43,000	43,000	43,000
0000007 Misc Interfund Revenues						
5000530 REFUNDS OF PRIOR YEARS EXPENDI	0	0	57,288	0	0	0
5000534 TRANSFER FROM INSURANCE RESERV	122,250	26,127	34,621	0	0	0
5000545 CREDIT CARD REBATES	220	0	0	0	0	0
5000546 Trust Account Inflows	255,846	0	0	0	0	0
0000007 Misc Interfund Revenues Totals	378,316	26,127	91,909	0	0	0
0000008 State Aid						
5000816 FELONY PRISONERS	25,855	8,000	20,080	27,000	27,000	27,000
0000008 State Aid Totals	25,855	8,000	20,080	27,000	27,000	27,000
0000009 Federal Aid						
5000922 OTHER FEDERAL AID	51,800	50,000	44,400	50,000	50,000	50,000
5000948 U. S. MARSHALL JAIL FACILITY	123,621	250,785	324,033	364,000	364,000	364,000
0000009 Federal Aid Totals	175,421	300,785	368,433	414,000	414,000	414,000
Rev Total for Div: 2301	739,848	580,412	855,237	689,000	689,000	689,000

BROOME COUNTY GOVERNMENT
 REVENUE AND APPROPRIATION SUMMARY
 BY DEPARTMENT AND DIVISION

FUND: 1010 General Operating
 DEPT: 23000000 Sheriff
 DIV: 01 Sheriff-Corrections

Account	2016 Actuals	2017 Budget	2017 YTD Actuals As of 11/03/17	2018 Budget Requested	2018 Budget Recommended	2018 Budget Adopted
0000010 Personnel Service						
6001000 SALARIES FULL-TIME	10,330,075	11,281,560	8,915,357	11,651,565	11,412,887	11,412,887
6001001 SALARIES PART-TIME	11,998	27,175	8,878	27,072	27,072	27,072
6001002 SALARIES TEMPORARY	28,670	29,786	26,857	30,674	30,674	30,674
6001003 SALARIES OVERTIME	1,600,706	1,801,617	1,747,725	2,125,000	2,125,000	2,125,000
6001004 SALARIES SHIFT DIFFERENTIAL	152,597	172,492	141,012	182,556	182,556	182,556
6001005 DISABILITY 207C	153,660	96,435	145,461	131,000	121,000	121,000
6001008 STAND-BY PAY	573	0	40	0	0	0
6001009 OTHER PERSONNEL SERVICES	30,133	36,800	33,183	38,400	38,400	38,400
6001012 HOLIDAY OVERTIME PAY	565,100	606,523	334,072	652,380	652,380	652,380
0000010 Personnel Service Totals	12,873,512	14,052,388	11,352,585	14,838,647	14,589,969	14,589,969
0000040 Contractual Expenditures						
6004010 BOOKS AND SUBSCRIPTIONS	732	500	150	800	800	800
6004012 OFFICE SUPPLIES	19,876	20,000	11,437	20,000	19,000	19,000
6004021 BLDG MAINTENANCE SUPPLIES	3,321	7,500	4,183	7,500	7,500	7,500
6004023 BLDG AND GROUNDS SUPPLIES	42,440	30,000	33,719	30,000	30,000	30,000
6004032 HSLD LAUNDRY & CLEANING SUPPLI	48,322	60,000	40,654	60,000	60,000	60,000
6004033 CLOTHING AND INMATE SUPPLIES	85,314	70,000	38,512	70,000	70,000	70,000
6004041 PHOTOGRAPHIC SUPPLIES	7,329	3,500	6,981	2,000	2,000	2,000
6004044 QUARTERMASTER SUPPLIES	22,436	17,500	4,476	17,500	17,500	17,500
6004045 TRAINING AND EDUCATIONAL SUPPL	4,694	37,116	32,269	35,000	30,000	30,000
6004046 GAS OIL GREASE AND DIESEL FUEL	2,034	2,000	1,471	2,400	2,400	2,400
6004048 MISC OPERATIONAL SUPPLIES	12,993	15,000	16,693	17,500	17,500	17,500
6004053 RECREATIONAL AND ACTIVITY SUPP	0	200	0	200	200	200
6004055 COMPUTER SOFTWARE AND SUPPLIES	40	0	80	0	0	0
6004056 COMPUTER EQUIPMENT(NON CAPITAL	475	0	0	0	0	0
6004061 ENVIRONMENTAL HEALTH SUPPLIES	0	1,000	0	1,000	1,000	1,000
6004062 MEDICAL LAB & CLINIC SUPPLIES	5,358	5,500	3,403	5,500	5,500	5,500
6004100 POSTAGE AND FREIGHT	83	150	0	100	100	100
6004105 DUES AND MEMBERSHIPS	3,090	3,450	2,900	3,450	3,450	3,450
6004106 GENERAL OFFICE EXPENSES	416	600	455	850	850	850
6004117 BUILDING AND GROUNDS EXPENSES	34,908	48,428	34,059	32,560	32,560	32,560
6004121 LAUNDRY AND DRY CLEANING EXPEN	14,947	14,200	9,766	16,000	16,000	16,000
6004123 MEDICAL HOSPITAL AND LAB EXPEN	26,089	4,700	1,457	4,200	4,200	4,200
6004124 INMATE EXPENSE-OTHER FACILITIE	0	307,317	144,910	120,000	120,000	120,000
6004125 RELIGIOUS EXPENSES	79,460	79,460	76,450	83,400	83,400	83,400
6004131 PHOTOGRAPHIC EXPENSES	0	100	0	100	100	100
6004136 OPERATIONAL EQUIPMENT REPAIRS	3,101	4,000	2,540	4,000	4,000	4,000
6004138 OTHER OPERATIONAL EXPENSES	6,822	11,000	19	11,000	10,000	10,000
6004139 Trust Account Outflows	52,491	0	0	0	0	0

REPORT:BP033

BROOME COUNTY GOVERNMENT
REVENUE AND APPROPRIATION SUMMARY
BY DEPARTMENT AND DIVISION

FUND: 1010 General Operating
DEPT: 23000000 Sheriff
DIV: 01 Sheriff-Corrections

Account	2016 Actuals	2017 Budget	2017 YTD Actuals As of 11/03/17	2018 Budget Requested	2018 Budget Recommended	2018 Budget Adopted
6004161 TRAVEL HOTEL AND MEALS	1,136	2,500	5,065	2,500	2,500	2,500
6004162 EDUCATION AND TRAINING	815	2,000	1,338	2,000	2,000	2,000
6004164 NON-EMPLOYEE TRAVEL HOTEL & ME	514	0	0	0	0	0
6004165 ADVISORY BD/TRUSTEES EXPENSES	1,956	1,100	783	1,000	1,000	1,000
6004168 OTHER PERSONNEL EXPENSES	588	350	413	350	350	350
6004169 DAY TRIP MEAL REIMBURSEMENT	6,422	5,875	5,494	6,400	6,400	6,400
6004192 SOFTWARE MAINTENANCE	5,042	0	0	0	0	0
6004196 COPYING MACHINE RENTALS	4,504	8,676	8,166	10,188	10,188	10,188
6004200 PROPERTY LOSS	111,781	20,869	33,091	0	0	0
6004203 INSURANCE CLAIMS	10,469	1,452	1,530	0	0	0
6004402 LAB SERVICES	0	500	0	500	500	500
6004406 MEDICAL AND HOSPITAL SERVICES	291,117	581,166	180,370	585,453	485,453	485,453
6004411 PHYSICIAN SERVICES	11,131	14,000	6,575	9,820	9,820	9,820
6004413 OTHER HEALTH AND MEDICAL SERVI	3,655,282	4,006,204	2,417,156	3,831,397	3,806,397	3,806,397
6004573 OTHER FEES FOR SERVICES	246	3,000	121	2,000	2,000	2,000
6004593 OTHER GOVERNMENTS PAYMENTS	442,737	505,587	108,767	499,000	499,000	499,000
0000040 Contractual Expenditures Totals	5,020,511	5,896,500	3,235,453	5,495,668	5,363,668	5,363,668
0000041 Chargeback Expenses						
6004609 DATA PROCESSING CHARGEBACKS	25,000	25,000	12,500	25,000	25,000	25,000
6004614 OTHER CHARGEBACK EXPENSES	38,851	58,035	15,520	59,935	59,935	59,935
6004625 FOOD SERVICE CHARGEBACKS	1,464,160	1,492,350	1,064,824	1,439,381	1,439,381	1,439,381
0000041 Chargeback Expenses Totals	1,528,011	1,575,385	1,092,844	1,524,316	1,524,316	1,524,316
0000060 Principal on Indebtedness						
6006008 PRINCIPAL ON CAPITAL LEASE	3,689	0	0	0	0	0
0000060 Principal on Indebtedness Totals	3,689	0	0	0	0	0
0000070 Interest on Indebtedness						
6007005 INTEREST ON CAPITAL LEASE	560	0	0	0	0	0
0000070 Interest on Indebtedness Totals	560	0	0	0	0	0
0000080 Employee Benefits						
6008001 STATE RETIREMENT	2,427,019	2,567,704	1,987,733	2,646,721	2,616,720	2,616,720
6008002 SOCIAL SECURITY	931,584	1,083,195	822,678	1,135,129	1,116,873	1,116,873

BROOME COUNTY GOVERNMENT
 REVENUE AND APPROPRIATION SUMMARY
 BY DEPARTMENT AND DIVISION

FUND: 1010 General Operating
 DEPT: 23000000 Sheriff
 DIV: 01 Sheriff-Corrections

Account	2016 Actuals	2017 Budget	2017 YTD Actuals As of 11/03/17	2018 Budget Requested	2018 Budget Recommended	2018 Budget Adopted
6008004 WORKERS COMPENSATION	377,497	416,484	312,363	413,496	413,496	413,496
6008006 LIFE INSURANCE	2,504	2,745	2,245	2,880	2,795	2,795
6008007 HEALTH INSURANCE	1,999,926	2,158,801	1,618,048	2,130,599	2,076,430	2,076,430
6008009 RETIREE HEALTH INSURANCE	771,956	755,255	577,065	893,760	893,760	893,760
6008010 DISABILITY INSURANCE	18,139	24,322	19,144	25,920	25,138	25,138
6008013 HEALTH INS - RETIRE INCENTIVE	16,201	0	0	0	0	0
0000080 Employee Benefits Totals	6,544,826	7,008,506	5,339,276	7,248,505	7,145,212	7,145,212
0000090 Transfers						
6009002 TRANSFER TO GRANT FUND	9,656	9,458	9,458	26,825	26,825	26,825
0000090 Transfers Totals	9,656	9,458	9,458	26,825	26,825	26,825
Exp Total for Div: 2301	25,980,765	28,542,237	21,029,616	29,133,961	28,649,990	28,649,990
Total for Div: 23000000	-25,240,917	-27,961,825	-20,174,379	-28,444,961	-27,960,990	-27,960,990

Sheriff

Law Enforcement includes:

Administration
Highway Patrol
Training
Detectives Unit
Civil Division

Mission Statement

It is the mission of the Office of the Sheriff to:

- Enforce, fairly and impartially, all duly constituted laws of the State of New York and the County of Broome.
- Investigate, identify, apprehend and assist in the prosecution of offenders using modern police methods and technologies.
- Respond quickly, efficiently and professionally to all reported crimes, emergencies, disasters and any other situation required by the public.
- Offer all employees the ability to improve their performance and experience through professional training while providing the public opportunities of involvement and education.
- Promulgate a safe work environment within the confines of the nature of the work.
- Cooperate with surrounding police and correctional agencies in training and enforcement to create an improved criminal justice system.
- Cooperate with all county agencies to improve the County and community while providing services at a cost-effective level.

Description

The Administrative Division enforces Broome County's policies and procedures governing intake and distribution of funds on behalf of the Sheriff's Office, including all purchasing, accounts payable, and payroll operations for the department. Inmate and commissary records are maintained. The records area processes and maintains records of all incidents and accidents.

The Highway Patrol Division is responsible 24 hours a day for patrolling 350 miles of county roads, 1,008 miles of state highways and 927 miles of town roads. Patrol is the primary law enforcement for 52% of the residents of Broome County. It serves as the primary backup for five municipal agencies within Broome County.

A vital component of the Highway Patrol Division is the Community Policing function, which provides the following services:

- **School Resource Officer (SRO):** During the school year, serves as active SRO to both Chenango Valley and Maine-Endwell Schools - consisting of 8 different buildings spread out in different townships. Typically, the SRO spends 4-6 hours a day within any of the schools and / or in the school zone, and will often conduct traffic in the school zone and follow buses. While in the schools, the SRO will leave for BCSO and 911 calls if available. The SRO teaches various classes upon request (drug education, bullying, law and government classes), and will assist at other school districts upon request (for complaints as well as education). The SRO spends an equal amount of time in the various buildings of the district which they are assigned.

- **Community Outreach**
Assist with any new or existing neighborhood watch groups.
Assist with any recruitment (patrol, corrections, civil).
Assist with social media including Facebook, Twitter, SnapChat, and Youtube.
- **Police Traffic Services**
Coordinate speed trailer locations, analyze the data from these trailers and provide to Highway Patrol.
Manage the Police Traffic Services and Motorcycle Safety Grants through the Governor's Traffic Safety Committee.

The Detective Division is responsible for the investigation of crimes as well as matters that cannot be effectively investigated by the Patrol Division members due to their complexity. It is responsible for initiation of investigations pertaining to narcotics trafficking and vice related crimes. Detectives interview suspects, witnesses and informants with the objective of developing information on reported or suspected criminal activity. Detectives are also responsible for the preparation and submission of case reports for prosecution. Detectives work closely with the Broome County District Attorney's Office as well as local, state and federal agencies to solve crimes and apprehend offenders. The division is also responsible for the management and execution of arrest warrants issued by Broome County Supreme Court, Family Court, and local criminal courts throughout the county and the extradition of prisoners from other states.

The Training Division operates the Broome County Sheriff's Law Enforcement Academy which provides for all State mandated and in-service training within the Broome County Sheriff's Office. The Academy also serves as the central training point for Zone 6, which encompasses 40 police agencies in a seven-county region. Training conducted at the Academy includes: firearms, defensive tactics,

instructor development, breath test operator, radar operator, supervisor school, basic corrections and recruit schools, in-service schools and seminars on numerous topics. The Academy is dedicated to maintaining the highest level of training available to the law enforcement officers that serve our community.

The Civil Division is mandated to serve and execute all decisions handed down by the courts including, but not limited to, Sheriff's sales, income and property executions, evictions, summons and complaints, subpoenas, orders of seizure, warrants, temporary orders of protection and personal services for juvenile neglect and abuse.

The Civil Division serves all types of civil process, family court orders and civil arrests, temporary orders of protection, and maintains computerized records of all actions taken for mandated reporting to the appropriate court. The Civil Division also enforces New York State laws as they apply to the Civil Practice Law and Rules, Family Court Act, and Real Property Law.

2018 Objectives

Administration

- Maintain current services

Highway Patrol

- Provide effective Law Enforcement services to the residents of Broome County

Detectives Division

- Maintain current services
- Maintain the Sex Offender Registry and management system
- Conduct special operations and investigations related to illegal firearms possession, prostitution, illicit and illegal narcotics and alcoholic and beverage control laws of the State of New York

Training Division

- Increase the number of Law Enforcement Agencies who utilize the Broome County Law Enforcement Academy for all phases of their employee training.
- Increase the number of seminars and in-service training schools that are offered at no cost to the Academy.

Civil Division

- Continue budget from 2017.
- Implement major software upgrade integrated with the Law Enforcement Records Management System.

2018 Budget Highlights

Administration

- Maintain current level of services.

Highway Patrol

- Maintain current level of services.

Detective Division

- Maintain current level of services.

Training

- Upgrade training aides
- Maintain current level of services.

Civil Division

- Maintain current level of services.

Sheriff/Civil	23020103					
Sheriff/Detectives	23020203					
Sheriff/Highway	23020303					
Sheriff/Administration	23020403		As of			
Sheriff/Training	23020503		07/05/2017			
<u>Title of Position</u>	<u>Grade/Unit</u>	<u>2016 Actuals</u>	<u>Current Authorized</u>	<u>2018 Requested</u>	<u>2018 Recommended</u>	<u>2018 Adopted</u>
<u>Full-Time Positions</u>						
Sheriff	Elected	1	1	1	1	1
Undersheriff	G Admin	1	1	1	1	1
Deputy Sheriff Captain	28 BAPA	1	1	1	1	1
Chief Civil Deputy	26 Admin	1	1	1	1	1
Civil Deputy	19 Admin	1	1	1	1	1
Deputy Sheriff/Civil	19 Admin	1	1	1	1	1
Secretary to Sheriff	14 Admin	1	1	1	1	1
Fiscal Manager	17 BAPA	1	1	1	1	1
Deputy Sheriff Lieutenant	BCSLEOA	1	1	1	1	1
Deputy Sheriff Detective Sergeant	BCSLEOA	2	2	2	2	2
Deputy Sheriff Sergeant	BCSLEOA	7	7	7	7	7
Deputy Sheriff Detective	BCSLEOA	10	10	10	10	10
Deputy Sheriff	BCSLEOA	30	30	35	30	30
Principal Account Clerk	13 CSEA	1	1	1	1	1
Senior Account Clerk Typist	9 CSEA	1	1	1	1	1
Keyboard Specialist	8 CSEA	5	5	5	5	5
Total Full-Time Positions		65	65	70	65	65
<u>Part-Time Positions</u>						
Keyboard Specialist	8 CSEA	0	0	1	1	1
Evidence Technician	14 CSEA	0	1	1	1	1
Total Part-Time Positions		0	1	2	2	2
Total Positions		65	66	72	67	67

REPORT:BP033

BROOME COUNTY GOVERNMENT
REVENUE AND APPROPRIATION SUMMARY
BY DEPARTMENT AND DIVISION

FUND: 1010 General Operating
DEPT: 23000000 Sheriff
DIV: 02 Sheriff-Law Enforcement

Account	2016 Actuals	2017 Budget	2017 YTD Actuals As of 11/03/17	2018 Budget Requested	2018 Budget Recommended	2018 Budget Adopted
0000002 Departmental Income						
5000113 SHERIFF FEES	429,379	461,200	341,977	418,500	418,500	418,500
5000114 SHERIFF ID FEES	7,396	0	0	0	0	0
5000115 RECORD MONEY	2,198	1,950	2,100	2,300	2,300	2,300
5000117 OTHER PUB SAFETY DEPT INCOME	5,494	5,400	4,437	5,700	5,700	5,700
5000333 OTHER DEPARTMENTAL CHARGEBACK	21,788	26,915	11,046	25,099	25,099	25,099
5000426 MISCELLANEOUS	40	0	1	0	0	0
0000002 Departmental Income Totals	466,295	495,465	359,561	451,599	451,599	451,599
0000006 Sale of Prop and Comp for Loss						
5000518 SALE OF EQUIPMENT	22,257	7,500	0	10,000	10,000	10,000
0000006 Sale of Prop and Comp for Loss Totals	22,257	7,500	0	10,000	10,000	10,000
0000007 Misc Interfund Revenues						
5000530 REFUNDS OF PRIOR YEARS EXPENDI	1,825	0	1,360	1,500	1,500	1,500
5000545 CREDIT CARD REBATES	2,124	500	1,196	500	500	500
5000546 Trust Account Inflows	56,049	0	0	0	0	0
0000007 Misc Interfund Revenues Totals	59,998	500	2,556	2,000	2,000	2,000
Rev Total for Div: 2302	548,550	503,465	362,117	463,599	463,599	463,599
0000010 Personnel Service						
6001000 SALARIES FULL-TIME	4,322,486	4,313,645	3,365,963	4,515,719	4,262,429	4,262,429
6001001 SALARIES PART-TIME	0	0	0	30,552	30,552	30,552
6001002 SALARIES TEMPORARY	62,596	30,778	89,129	19,387	19,387	19,387
6001003 SALARIES OVERTIME	315,808	361,413	211,455	365,705	334,405	334,405
6001004 SALARIES SHIFT DIFFERENTIAL	48,682	52,195	43,321	56,875	56,875	56,875
6001005 DISABILITY 207C	14,827	10,000	581	46,320	46,320	46,320
6001006 OUT OF TITLE PAY	556	0	738	0	0	0
6001008 STAND-BY PAY	47	0	0	0	0	0
6001009 OTHER PERSONNEL SERVICES	50,764	52,975	47,170	54,625	54,625	54,625
6001012 HOLIDAY OVERTIME PAY	51,733	53,200	28,693	55,830	55,830	55,830

BROOME COUNTY GOVERNMENT
 REVENUE AND APPROPRIATION SUMMARY
 BY DEPARTMENT AND DIVISION

FUND: 1010 General Operating
 DEPT: 23000000 Sheriff
 DIV: 02 Sheriff-Law Enforcement

Account	2016 Actuals	2017 Budget	2017 YTD Actuals As of 11/03/17	2018 Budget Requested	2018 Budget Recommended	2018 Budget Adopted
0000010 Personnel Service Totals	4,867,499	4,874,206	3,787,050	5,145,013	4,860,423	4,860,423
0000040 Contractual Expenditures						
6004010 BOOKS AND SUBSCRIPTIONS	2,956	3,935	2,971	3,655	3,505	3,505
6004012 OFFICE SUPPLIES	16,623	20,100	14,144	20,700	20,700	20,700
6004044 QUARTERMASTER SUPPLIES	48,749	85,028	64,409	131,533	105,533	105,533
6004045 TRAINING AND EDUCATIONAL SUPPL	29,309	42,523	21,829	36,878	33,878	33,878
6004046 GAS OIL GREASE AND DIESEL FUEL	1,857	4,500	1,080	3,000	3,000	3,000
6004048 MISC OPERATIONAL SUPPLIES	35,272	36,135	32,065	34,750	34,750	34,750
6004050 ANIMAL FOOD	83	0	0	0	0	0
6004053 RECREATIONAL AND ACTIVITY SUPP	5,965	6,000	4,500	6,000	6,000	6,000
6004100 POSTAGE AND FREIGHT	10,044	14,920	8,671	13,120	13,120	13,120
6004105 DUES AND MEMBERSHIPS	3,872	4,231	3,774	4,392	4,392	4,392
6004106 GENERAL OFFICE EXPENSES	851	610	653	1,000	1,000	1,000
6004113 WATER AND SEWAGE CHARGES	236	310	160	240	240	240
6004114 HEATING AND AIR COND PLANT EXP	904	1,800	1,082	1,800	1,300	1,300
6004115 ELECTRIC CURRENT	4,765	4,720	3,806	5,200	5,200	5,200
6004121 LAUNDRY AND DRY CLEANING EXPEN	5,376	4,700	3,301	4,700	4,700	4,700
6004123 MEDICAL HOSPITAL AND LAB EXPEN	810	250	540	600	600	600
6004126 RECREATIONAL AND ACTIVITY EXPE	850	850	1,650	900	900	900
6004136 OPERATIONAL EQUIPMENT REPAIRS	3,629	5,500	405	5,900	5,900	5,900
6004137 ADVERTISING AND PROMOTION EXPE	471	200	46	400	400	400
6004138 OTHER OPERATIONAL EXPENSES	6,637	6,500	3,153	11,622	9,622	9,622
6004139 Trust Account Outflows	30,389	0	0	0	0	0
6004160 MILEAGE AND PARKING-LOCAL	0	50	0	50	50	50
6004161 TRAVEL HOTEL AND MEALS	29,962	15,525	16,561	19,665	16,940	16,940
6004162 EDUCATION AND TRAINING	7,813	10,760	10,999	14,240	14,240	14,240
6004164 NON-EMPLOYEE TRAVEL HOTEL & ME	30,229	21,200	12,876	23,200	21,200	21,200
6004165 ADVISORY BD/TRUSTEES EXPENSES	740	700	1,512	1,600	1,000	1,000
6004168 OTHER PERSONNEL EXPENSES	637	375	376	150	150	150
6004169 DAY TRIP MEAL REIMBURSEMENT	560	1,400	936	1,175	1,175	1,175
6004196 COPYING MACHINE RENTALS	6,470	10,980	10,208	10,986	10,986	10,986
6004402 LAB SERVICES	1,225	525	455	1,575	1,575	1,575
6004406 MEDICAL AND HOSPITAL SERVICES	0	0	0	250	250	250
6004411 PHYSICIAN SERVICES	0	0	0	250	250	250
6004537 INVESTIGATIONS EXPENSES	4,236	3,000	925	3,000	3,000	3,000
6004568 VETERINARIAN SERVICES	5,125	3,000	375	3,000	3,000	3,000
6004573 OTHER FEES FOR SERVICES	0	2,000	974	2,000	2,000	2,000
0000040 Contractual Expenditures Totals	296,645	312,327	224,436	367,531	330,556	330,556

REPORT:BP033

BROOME COUNTY GOVERNMENT
REVENUE AND APPROPRIATION SUMMARY
BY DEPARTMENT AND DIVISION

FUND: 1010 General Operating
DEPT: 23000000 Sheriff
DIV: 02 Sheriff-Law Enforcement

Account	2016 Actuals	2017 Budget	2017 YTD Actuals As of 11/03/17	2018 Budget Requested	2018 Budget Recommended	2018 Budget Adopted
0000041 Chargeback Expenses						
6004602 INSURANCE PREMIUM CHARGEBACK	130,857	168,385	126,289	220,475	220,475	220,475
6004603 FOOD SERVICE CHARGEBACK SPECIA	142	0	747	0	0	0
6004606 TELEPHONE BILLING ACCOUNT	10,526	21,125	7,211	15,000	15,000	15,000
6004609 DATA PROCESSING CHARGEBACKS	25,000	25,000	12,500	25,000	25,000	25,000
6004615 GASOLINE CHARGEBACK	143,111	202,500	114,064	202,500	202,500	202,500
6004616 FLEET SERVICE CHARGEBACK	141,474	157,405	157,405	164,250	164,250	164,250
6004625 FOOD SERVICE CHARGEBACKS	108	0	46	0	0	0
0000041 Chargeback Expenses Totals	451,218	574,415	418,262	627,225	627,225	627,225
0000060 Principal on Indebtedness						
6006008 PRINCIPAL ON CAPITAL LEASE	3,690	0	0	0	0	0
0000060 Principal on Indebtedness Totals	3,690	0	0	0	0	0
0000070 Interest on Indebtedness						
6007005 INTEREST ON CAPITAL LEASE	1,060	0	0	0	0	0
0000070 Interest on Indebtedness Totals	1,060	0	0	0	0	0
0000080 Employee Benefits						
6008001 STATE RETIREMENT	1,332,893	1,242,317	913,392	1,343,731	1,286,536	1,286,536
6008002 SOCIAL SECURITY	357,585	376,021	279,867	393,565	374,190	374,190
6008004 WORKERS COMPENSATION	143,676	145,718	109,289	141,505	141,505	141,505
6008006 LIFE INSURANCE	970	975	802	1,050	975	975
6008007 HEALTH INSURANCE	810,269	823,145	593,327	798,874	751,079	751,079
6008009 RETIREE HEALTH INSURANCE	674,596	675,625	486,190	717,012	717,012	717,012
6008010 DISABILITY INSURANCE	526	609	482	616	616	616
6008011 UNEMPLOYMENT INSURANCE	0	0	938	0	0	0
6008013 HEALTH INS - RETIRE INCENTIVE	11,919	0	0	0	0	0
0000080 Employee Benefits Totals	3,332,434	3,264,410	2,384,287	3,396,353	3,271,913	3,271,913
Exp Total for Div: 2302	8,952,546	9,025,358	6,814,035	9,536,122	9,090,117	9,090,117

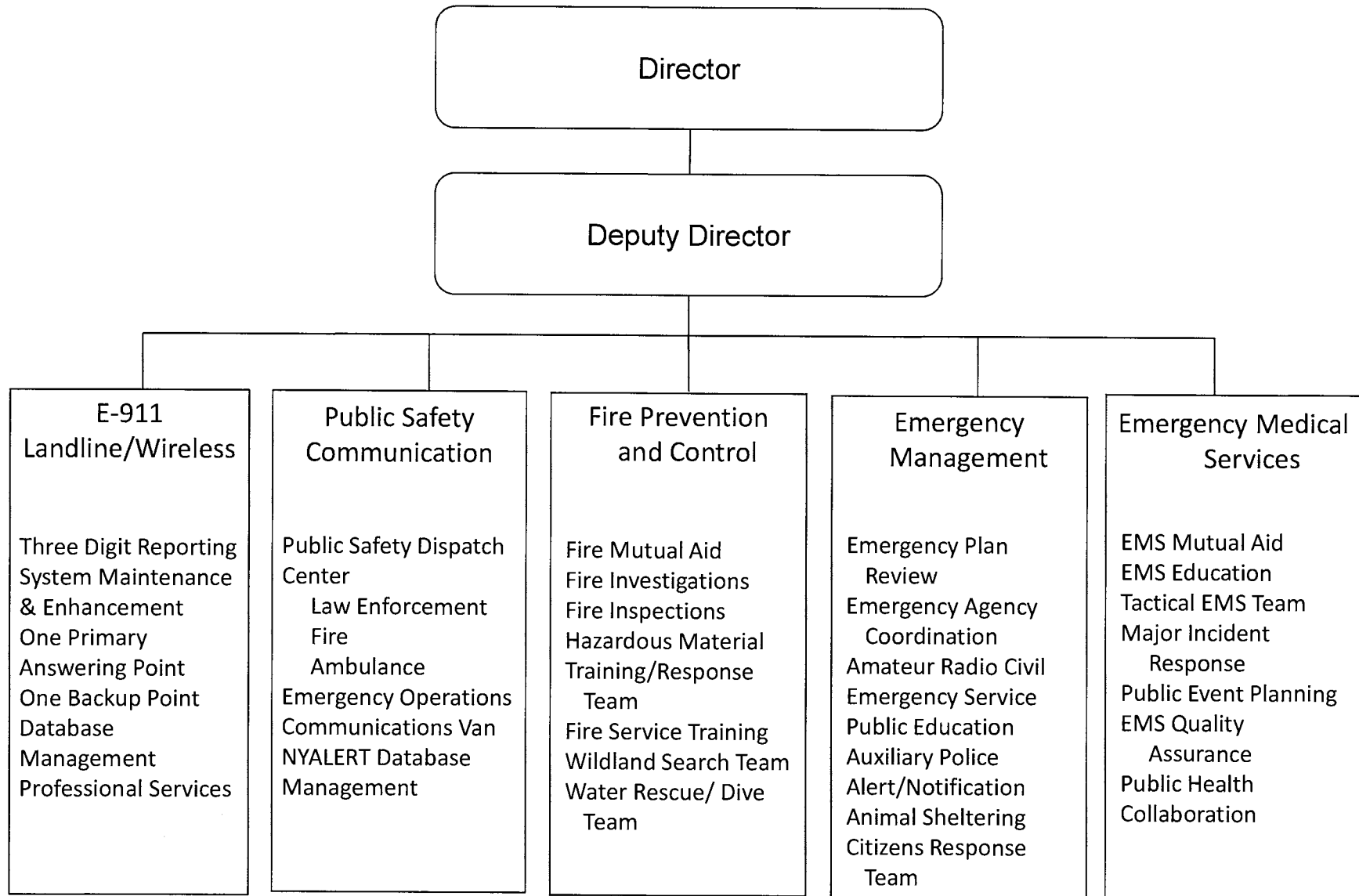
REPORT:BP033

BROOME COUNTY GOVERNMENT
REVENUE AND APPROPRIATION SUMMARY
BY DEPARTMENT AND DIVISION

FUND: 1010 General Operating
DEPT: 23000000 Sheriff
DIV: 02 Sheriff-Law Enforcement

Account	2016 Actuals	2017 Budget	2017 YTD Actuals As of 11/03/17	2018 Budget Requested	2018 Budget Recommended	2018 Budget Adopted
Total for Div: 23000000	-8,403,996	-8,521,893	-6,451,918	-9,072,523	-8,626,518	-8,626,518
Total for Dept: 23000000	-33,644,913	-36,483,718	-26,626,297	-37,517,484	-36,587,508	-36,587,508

Emergency Services



Emergency Services OES - Operations

Mission Statement

To provide planning, training, resources, response, warning, coordination, and information through communications to the public, elected officials, and public safety agencies, to assist them in preparing for, and mitigating, emergencies and disasters, which affect the residents of Broome County.

Description

The Office of Emergency Services is comprised of four divisions: Communications, Emergency Management, Emergency Medical Services, and Fire Prevention and Control.

Communications administers the Broome County Emergency 911 Dispatch Center and assists local agencies in planning for future communications needs. Provides command post communications support at incidents and planned events. Maintain a database for the NYALERT emergency public notification system.

Emergency Management conducts hazard vulnerability studies and maps hazards. Provide disaster planning and assistance for preparedness, response, and recovery. Coordinate alerts and warnings for river flooding, chemical spills, and response during emergencies. Administer the Animal Response Team, and Community Emergency Response Team.

Emergency Medical Services administers New York State certified emergency medical training programs. Plans delivery of adequate emergency medical services. Administers mutual aid plan among

ambulance services and coordinates medical disaster planning, and medic SWAT team.

Fire Prevention and Control administers and implements county fire mutual aid plan, county arson plan, county fire investigations, local New York State fire training program, county hazardous materials response team, county water rescue dive team, and county wild land search and rescue team. Conducts fire code enforcement inspections on county facilities and certain special events.

2018 Objectives

- Maintain services at present delivery level or higher without significant increase in budget amounts.
- Continue management of emergency public notification system (NY Alert), review and update comprehensive emergency management plan. Design, plan and carry out required drills and exercises to test emergency plans and improve performance.
- Train, equip and recruit members for the seven volunteer teams in Emergency Services (Animal Response Team, Community Emergency Response Team, Wildland Search Team, and Tactical EMS, Technical Rescue (Rope/Dive), Hazardous Materials Team, and Critical Incident Stress Management Team).
- RFP to begin build out of replacement and additional tower sites to improve emergency communications as part of larger project to overhaul and replace the public safety communications system countywide.
- Implement findings of the Hillcrest GSA Depot internal review and prioritize funding to exit the site in the next two years, while maintaining functional space for Emergency Services response vehicles and equipment.

2018 Budget Highlights

- Continue to upgrade and replace equipment in the public safety communications system.
- Maintain critical services.
- Requested two Emergency Services Dispatcher positions.
- Prioritize exit of Hillcrest Depot to Wayne Street building.

Emergency Services 20010003
Operations

<u>Title of Position</u>	<u>Grade/Unit</u>	As of 7/5/2017				
		<u>2016 Actuals</u>	<u>Current Authorized</u>	<u>2018 Requested</u>	<u>2018 Recommended</u>	<u>2018 Adopted</u>
<u>Full-Time Positions</u>						
Director of Emergency Services	E Admin	1	1	1	1	1
Communications Supervisor*	24 Admin	0	1	1	1	1
Fire Coordinator	22 Admin	1	1	1	1	1
Senior Emergency Services Dispatcher	18 BAPA	4	4	4	4	4
Emergency Services Dispatcher II	14 CSEA	38	38	39	38	38
Emergency Services Dispatcher I	12 CSEA					
Senior Account Clerk	9 CSEA	1	1	1	1	1
Total Full-Time Positions		45	46	47	46	46
<u>Part-Time Positions</u>						
None						
Total Part-Time Positions		0	0	0	0	0
Total Positions		45	46	47	46	46

*Transferred from 20020003 Emergency Services 911 in 2017

REPORT:BP033

BROOME COUNTY GOVERNMENT
REVENUE AND APPROPRIATION SUMMARY
BY DEPARTMENT AND DIVISION

FUND: 1010 General Operating
DEPT: 20000000 Emergency Services
DIV: 01 Emergency Services- Emergency Mgmt

Account	2016 Actuals	2017 Budget	2017 YTD Actuals As of 11/03/17	2018 Budget Requested	2018 Budget Recommended	2018 Budget Adopted
20000000 Emergency Services						
0000002 Departmental Income						
5000189 OTHER LOCAL GOVERNMENTS	32,308	15,000	28,643	41,900	41,900	41,900
5000426 MISCELLANEOUS	14,812	0	0	0	0	0
0000002 Departmental Income Totals	47,120	15,000	28,643	41,900	41,900	41,900
0000007 Misc Interfund Revenues						
5000530 REFUNDS OF PRIOR YEARS EXPENDI	0	0	706	0	0	0
5000534 TRANSFER FROM INSURANCE RESERV	0	138	138	0	0	0
5000545 CREDIT CARD REBATES	668	0	452	0	0	0
5000546 Trust Account Inflows	2,883	0	0	0	0	0
0000007 Misc Interfund Revenues Totals	3,551	138	1,296	0	0	0
Rev Total for Div: 2001	50,671	15,138	29,939	41,900	41,900	41,900
0000010 Personnel Service						
6001000 SALARIES FULL-TIME	2,120,658	2,229,844	1,796,164	2,293,424	2,260,613	2,260,613
6001002 SALARIES TEMPORARY	296,879	290,665	244,761	305,458	290,458	290,458
6001003 SALARIES OVERTIME	151,952	180,326	158,031	242,147	177,147	177,147
6001004 SALARIES SHIFT DIFFERENTIAL	31,932	34,032	23,428	34,032	34,032	34,032
6001006 OUT OF TITLE PAY	2,729	3,000	2,576	3,000	3,000	3,000
6001008 STAND-BY PAY	12,291	18,100	11,514	14,000	14,000	14,000
0000010 Personnel Service Totals	2,616,441	2,755,967	2,236,474	2,892,061	2,779,250	2,779,250
0000040 Contractual Expenditures						
6004010 BOOKS AND SUBSCRIPTIONS	1,092	1,400	521	2,900	2,400	2,400
6004012 OFFICE SUPPLIES	2,630	3,200	687	3,842	2,842	2,842
6004022 FUEL AND HEATING SUPPLIES	0	0	0	8,000	8,000	8,000
6004041 PHOTOGRAPHIC SUPPLIES	0	5,000	341	5,000	5,000	5,000
6004043 ARSON INVESTIGATION SUPPLIES	1,680	4,421	2,464	6,735	6,735	6,735
6004046 GAS OIL GREASE AND DIESEL FUEL	10	0	85	0	0	0
6004048 MISC OPERATIONAL SUPPLIES	463	1,793	910	2,068	1,868	1,868
6004056 COMPUTER EQUIPMENT(NON CAPITAL	15,389	0	0	0	0	0
6004101 TELEPHONE	-5,183	0	0	0	0	0

BROOME COUNTY GOVERNMENT
 REVENUE AND APPROPRIATION SUMMARY
 BY DEPARTMENT AND DIVISION

FUND: 1010 General Operating
 DEPT: 20000000 Emergency Services
 DIV: 01 Emergency Services- Emergency Mgmt

Account	2016 Actuals	2017 Budget	2017 YTD Actuals As of 11/03/17	2018 Budget Requested	2018 Budget Recommended	2018 Budget Adopted
6004105 DUES AND MEMBERSHIPS	430	805	685	920	920	920
6004106 GENERAL OFFICE EXPENSES	159	3,885	1,678	3,885	1,385	1,385
6004115 ELECTRIC CURRENT	0	0	863	17,000	17,000	17,000
6004136 OPERATIONAL EQUIPMENT REPAIRS	0	0	4,500	0	0	0
6004138 OTHER OPERATIONAL EXPENSES	6,460	7,700	7,167	12,200	10,000	10,000
6004160 MILEAGE AND PARKING-LOCAL	637	1,600	841	1,600	1,000	1,000
6004161 TRAVEL HOTEL AND MEALS	960	1,400	1,045	1,400	1,400	1,400
6004162 EDUCATION AND TRAINING	1,493	3,100	3,232	3,100	2,000	2,000
6004200 PROPERTY LOSS	0	138	138	0	0	0
0000040 Contractual Expenditures Totals	26,220	34,442	25,157	68,650	60,550	60,550
0000041 Chargeback Expenses						
6004602 INSURANCE PREMIUM CHARGEBACK	4,063	4,489	3,367	4,226	4,226	4,226
6004615 GASOLINE CHARGEBACK	5,620	9,000	5,785	11,250	11,250	11,250
6004616 FLEET SERVICE CHARGEBACK	15,504	19,406	19,406	20,250	20,250	20,250
0000041 Chargeback Expenses Totals	25,187	32,895	28,558	35,726	35,726	35,726
0000080 Employee Benefits						
6008001 STATE RETIREMENT	424,793	429,007	350,318	508,837	446,937	446,937
6008002 SOCIAL SECURITY	193,189	205,495	163,481	217,247	214,619	214,619
6008004 WORKERS COMPENSATION	21,496	23,697	17,773	39,408	39,408	39,408
6008006 LIFE INSURANCE	639	675	562	1,110	1,095	1,095
6008007 HEALTH INSURANCE	383,602	423,228	337,715	427,888	418,329	418,329
6008009 RETIREE HEALTH INSURANCE	53,549	48,469	40,442	60,443	60,443	60,443
6008010 DISABILITY INSURANCE	2,914	3,397	2,548	5,901	5,901	5,901
6008011 UNEMPLOYMENT INSURANCE	0	0	11,180	0	0	0
0000080 Employee Benefits Totals	1,080,182	1,133,968	924,019	1,260,834	1,186,732	1,186,732
Exp Total for Div: 2001	3,748,030	3,957,272	3,214,208	4,257,271	4,062,258	4,062,258
Total for Div: 20000000	-3,697,359	-3,942,134	-3,184,269	-4,215,371	-4,020,358	-4,020,358

Emergency Services

E-911

Mission Statement

To provide for a universal 911 emergency telephone reporting system within Broome County. To provide, within the confines of revenue produced through the 911 surcharge, a communications system and enhancements to public safety agencies in the county with the 911 system.

Description

The 911 system is funded through the 911 telephone bill surcharge and the E-911 wireless surcharge. These surcharges provide revenue for the operation and maintenance of the system and enables enhancement of the communications system.

2018 Objectives

- Request proposals for Phase II based on Phase I completion.
- Expand mobile computer terminals to rest of law enforcement, all EMS, and some fire vehicles.
- Cover recurring expenses with in the 911 center
- Implement CAD to Voice software, building efficiencies within the 911 center.

2018 Budget Highlights

- Increase revenue by collecting pre-paid wireless surcharge.
- Maintain services to public safety agencies and the public who relies on this critical service.
- Improve communications systems to enhance first responder safety and to provide needed interoperability between agencies.
- Improve efficiency in the communications system.

Emergency Services 20020003
911

<u>Title of Position</u>	<u>Grade/Unit</u>	2016 <u>Actuals</u>	As of 7/5/2017 Current <u>Authorized</u>	2018 <u>Requested</u>	2018 <u>Recommended</u>	2018 <u>Adopted</u>
<u>Full-Time Positions</u>						
Senior Emergency Services Dispatcher	18 BAPA	2	2	3	3	3
Communications Supervisor*	24 Admin	1	0	0	0	0
Total Full-Time Positions		3	2	3	3	3
<u>Part-Time Positions</u>						
None						
Total Part-Time Positions		0	0	0	0	0
Total Positions		3	2	3	3	3

*Transferred to Operations 20010003 in 2017

REPORT:BP033

BROOME COUNTY GOVERNMENT
REVENUE AND APPROPRIATION SUMMARY
BY DEPARTMENT AND DIVISION

FUND: 1010 General Operating
DEPT: 20000000 Emergency Services
DIV: 02 Emergency Svcs-911 Comm

Account	2016 Actuals	2017 Budget	2017 YTD Actuals As of 11/03/17	2018 Budget Requested	2018 Budget Recommended	2018 Budget Adopted
0000007 Misc Interfund Revenues						
5000535 911 SURCHARGE - LANDLINE	300,845	300,000	208,925	296,881	296,881	296,881
5000561 TRANSFER FROM RESERVE FUND	0	73,000	73,000	0	0	0
0000007 Misc Interfund Revenues Totals	300,845	373,000	281,925	296,881	296,881	296,881
Rev Total for Div: 2002	300,845	373,000	281,925	296,881	296,881	296,881
0000010 Personnel Service						
6001000 SALARIES FULL-TIME	193,347	125,938	90,165	169,198	169,198	169,198
6001003 SALARIES OVERTIME	868	0	13,969	0	0	0
6001004 SALARIES SHIFT DIFFERENTIAL	107	0	1,431	0	0	0
6001008 STAND-BY PAY	790	0	1,355	0	0	0
0000010 Personnel Service Totals	195,112	125,938	106,920	169,198	169,198	169,198
0000040 Contractual Expenditures						
6004138 OTHER OPERATIONAL EXPENSES	0	180,811	84,474	35,356	35,356	35,356
0000040 Contractual Expenditures Totals	0	180,811	84,474	35,356	35,356	35,356
0000080 Employee Benefits						
6008001 STATE RETIREMENT	35,928	22,392	18,895	30,489	30,489	30,489
6008002 SOCIAL SECURITY	13,855	9,635	7,614	12,943	12,943	12,943
6008006 LIFE INSURANCE	42	30	23	45	45	45
6008007 HEALTH INSURANCE	46,269	34,194	23,953	48,850	48,850	48,850
0000080 Employee Benefits Totals	96,094	66,251	50,485	92,327	92,327	92,327
Exp Total for Div: 2002	291,206	373,000	241,879	296,881	296,881	296,881
Total for Div: 20000000	9,639	0	40,046	0	0	0

BROOME COUNTY GOVERNMENT
 REVENUE AND APPROPRIATION SUMMARY
 BY DEPARTMENT AND DIVISION

FUND: 1010 General Operating
 DEPT: 20000000 Emergency Services
 DIV: 03 Emergency Services-911 Wireless

Account	2016 Actuals	2017 Budget	2017 YTD Actuals As of 11/03/17	2018 Budget Requested	2018 Budget Recommended	2018 Budget Adopted
0000007 Misc Interfund Revenues						
5000541 911 SURCHARGE - WIRELESS	392,059	376,403	296,066	478,311	467,311	467,311
0000007 Misc Interfund Revenues Totals	392,059	376,403	296,066	478,311	467,311	467,311
Rev Total for Div: 2003	392,059	376,403	296,066	478,311	467,311	467,311
0000040 Contractual Expenditures						
6004010 BOOKS AND SUBSCRIPTIONS	0	305	0	305	305	305
6004012 OFFICE SUPPLIES	9,113	22,540	10,220	20,420	10,420	10,420
6004043 ARSON INVESTIGATION SUPPLIES	823	0	0	0	0	0
6004045 TRAINING AND EDUCATIONAL SUPPL	271	600	0	600	600	600
6004046 GAS OIL GREASE AND DIESEL FUEL	88	1,700	560	1,700	1,700	1,700
6004048 MISC OPERATIONAL SUPPLIES	3,864	6,225	2,037	6,050	5,050	5,050
6004101 TELEPHONE	49,948	10,000	4,103	10,000	10,000	10,000
6004105 DUES AND MEMBERSHIPS	184	300	0	700	700	700
6004106 GENERAL OFFICE EXPENSES	1,355	1,500	1,483	1,500	1,500	1,500
6004115 ELECTRIC CURRENT	0	0	318	0	0	0
6004138 OTHER OPERATIONAL EXPENSES	242,561	154,471	152,066	276,205	276,205	276,205
6004160 MILEAGE AND PARKING-LOCAL	478	0	0	0	0	0
6004161 TRAVEL HOTEL AND MEALS	7,286	13,212	3,177	13,212	13,212	13,212
6004162 EDUCATION AND TRAINING	4,894	11,736	8,776	16,536	16,536	16,536
6004196 COPYING MACHINE RENTALS	5,100	8,400	6,328	7,400	7,400	7,400
0000040 Contractual Expenditures Totals	325,965	230,989	189,068	354,628	343,628	343,628
0000041 Chargeback Expenses						
6004609 DATA PROCESSING CHARGEBACKS	0	87,939	43,970	63,683	63,683	63,683
6004621 BUILDING AND LAND RENTAL CHARG	15,000	15,000	15,000	15,000	15,000	15,000
0000041 Chargeback Expenses Totals	15,000	102,939	58,970	78,683	78,683	78,683
0000060 Principal on Indebtedness						
6006008 PRINCIPAL ON CAPITAL LEASE	2,225	0	0	0	0	0
0000060 Principal on Indebtedness Totals	2,225	0	0	0	0	0

REPORT:BP033

BROOME COUNTY GOVERNMENT
REVENUE AND APPROPRIATION SUMMARY
BY DEPARTMENT AND DIVISION

FUND: 1010 General Operating
DEPT: 20000000 Emergency Services
DIV: 03 Emergency Services-911 Wireless

Account	2016 Actuals	2017 Budget	2017 YTD Actuals As of 11/03/17	2018 Budget Requested	2018 Budget Recommended	2018 Budget Adopted
0000070 Interest on Indebtedness						
6007005 INTEREST ON CAPITAL LEASE	766	0	0	0	0	0
0000070 Interest on Indebtedness Totals	766	0	0	0	0	0
0000090 Transfers						
6009002 TRANSFER TO GRANT FUND	45,000	45,000	45,000	45,000	45,000	45,000
0000090 Transfers Totals	45,000	45,000	45,000	45,000	45,000	45,000
Exp Total for Div: 2003	388,956	378,928	293,038	478,311	467,311	467,311
Total for Div: 20000000	3,103	-2,525	3,028	0	0	0

Emergency Services
Emergency Medical Training

Mission Statement

To develop and administer a comprehensive program of education, coordination, and operational assistance to Emergency Medical Services agencies in Broome County, to assure a cohesive and effective EMS system throughout Broome County.

Description

Provides education and training for members of EMS agencies throughout Broome County by operating as an official New York State EMS course sponsoring agency, offering programs at the Certified First Responder, Emergency Medical Technician, and Advanced Emergency Medical Technician-Critical Care levels. In addition, the EMS Division provides and assists in the provision of continuing education programs for in-service EMS personnel.

Provides operational assistance and support to EMS agencies, including a 24-hour emergency response capability for assistance and coordination at the scenes of major emergencies, specialized resources such as an Emergency Medical Support trailer for response to multiple casualty incidents, and a specialized team of "tactical" EMS personnel to support law enforcement SWAT operations.

Serves as liaison and point-of-contact between the County's EMS System, and entities such as public health, law enforcement, school districts, and the private sector, for emergency planning and response matters (such as those directed toward disasters, pandemics, and terrorism).

Coordinates response by EMS agencies, developing and administering plans for Mutual Aid, Mass Casualty Incident Response, and Hazardous Materials emergencies. The Division works to assure the efficient deployment of EMS resources, such as Advanced Life Support services, and helps to oversee the provision of Emergency Medical Dispatch and pre-arrival life-support instructions to callers.

2018 Objectives

To sustain and reinforce the Emergency Medical Services System of Broome County through the provision of high-quality original and refresher education leading to certification and recertification at the CFR, EMT and AEMT levels, including collaborative programs with Broome Community College, Binghamton University, United Health Services, and Lourdes Hospital. These programs will function as a reliable and readily-accessible source of training for those individuals who are already members/employees of volunteer and career EMS agencies, as well as a means for recruiting new individuals into the field, and thus into these agencies.

To continue to foster the retention of experienced EMS personnel in Broome County through the provision and both "traditional" (classroom and testing-based) means of EMS provider recertification, as well as Continuing Medical Education (CME)-based pathways. This includes not only the provision of dedicated "CME core content" courses, but of access to all our courses to those who seek CME opportunities for recertification purposes.

2018 Budget Highlights

It will be necessary to increase rates of reimbursement for "entry-level" EMS instructors, in response to the state's increase in the minimum wage. In addition, the highest-level instructors have not seen an increase in many years, which is affecting their morale and threatening their retention. Therefore, a modest increase is also requested for them. We anticipate continued high enrollment rates, particularly in our original EMT courses, largely because of our ongoing relationship with both the University and the Community College. Revenues gained from these students contribute greatly to our ability to continue offering these courses in a variety of scheduling formats, which in turn makes them available to more community members who are interested in attending.

Emergency Services 20040003
 Emergency Medical Training

<u>Title of Position</u>	<u>Grade/Unit</u>	As of 7/5/2017				
		<u>2016 Actuals</u>	<u>Current Authorized</u>	<u>2018 Requested</u>	<u>2018 Recommended</u>	<u>2018 Adopted</u>
<u>Full-Time Positions</u>						
Emergency Medical Services Coordinator	22 Admin	1	1	1	1	1
Keyboard Specialist	8 CSEA	1	1	1	1	1
Total Full-Time Positions		2	2	2	2	2
<u>Part-Time Positions</u>						
Emergency Medical Services Officer	11 CSEA	1	1	1	1	1
Total Part-Time Positions		1	1	1	1	1
Total Positions		3	3	3	3	3

BROOME COUNTY GOVERNMENT
 REVENUE AND APPROPRIATION SUMMARY
 BY DEPARTMENT AND DIVISION

FUND: 1010 General Operating
 DEPT: 20000000 Emergency Services
 DIV: 04 EMS - Emergency Medical Training

Account	2016 Actuals	2017 Budget	2017 YTD Actuals As of 11/03/17	2018 Budget Requested	2018 Budget Recommended	2018 Budget Adopted
0000002 Departmental Income						
5000112 STUDENT TUITION, FT DAY	82,740	104,695	65,337	109,335	109,335	109,335
5000193 SALE OF TRAINING BOOKS	1,711	2,885	910	2,885	2,885	2,885
0000002 Departmental Income Totals	84,451	107,580	66,247	112,220	112,220	112,220
0000008 State Aid						
5000823 VOLUNTEER TRAINING	57,770	78,885	53,140	78,885	78,885	78,885
0000008 State Aid Totals	57,770	78,885	53,140	78,885	78,885	78,885
Rev Total for Div: 2004	142,221	186,465	119,387	191,105	191,105	191,105
0000010 Personnel Service						
6001000 SALARIES FULL-TIME	93,637	94,837	77,176	95,639	95,639	95,639
6001001 SALARIES PART-TIME	18,012	17,999	14,837	18,430	18,430	18,430
6001003 SALARIES OVERTIME	0	0	3,595	0	0	0
0000010 Personnel Service Totals	111,649	112,836	95,608	114,069	114,069	114,069
0000040 Contractual Expenditures						
6004010 BOOKS AND SUBSCRIPTIONS	0	100	0	100	100	100
6004012 OFFICE SUPPLIES	2,961	3,000	1,496	3,000	3,000	3,000
6004045 TRAINING AND EDUCATIONAL SUPPL	5,604	13,135	6,276	12,635	12,635	12,635
6004048 MISC OPERATIONAL SUPPLIES	0	0	0	500	500	500
6004055 COMPUTER SOFTWARE AND SUPPLIES	250	0	0	0	0	0
6004100 POSTAGE AND FREIGHT	66	150	80	150	150	150
6004105 DUES AND MEMBERSHIPS	178	90	90	90	90	90
6004136 OPERATIONAL EQUIPMENT REPAIRS	0	300	0	300	300	300
6004160 MILEAGE AND PARKING-LOCAL	0	173	0	161	161	161
6004161 TRAVEL HOTEL AND MEALS	747	600	110	600	600	600
6004162 EDUCATION AND TRAINING	899	560	195	780	780	780
6004570 INSTRUCTOR SERVICES	80,964	91,049	54,394	97,163	94,000	94,000
0000040 Contractual Expenditures Totals	91,669	109,157	62,641	115,479	112,316	112,316

REPORT:BP033

BROOME COUNTY GOVERNMENT
REVENUE AND APPROPRIATION SUMMARY
BY DEPARTMENT AND DIVISION

FUND: 1010 General Operating
DEPT: 20000000 Emergency Services
DIV: 04 EMS - Emergency Medical Training

Account	2016 Actuals	2017 Budget	2017 YTD Actuals As of 11/03/17	2018 Budget Requested	2018 Budget Recommended	2018 Budget Adopted
0000041 Chargeback Expenses						
6004614 OTHER CHARGEBACK EXPENSES	473	604	1,190	1,320	1,320	1,320
0000041 Chargeback Expenses Totals	473	604	1,190	1,320	1,320	1,320
0000080 Employee Benefits						
6008001 STATE RETIREMENT	20,265	19,501	16,424	19,973	19,973	19,973
6008002 SOCIAL SECURITY	7,896	8,632	6,731	8,726	8,726	8,726
6008006 LIFE INSURANCE	36	45	31	45	45	45
6008007 HEALTH INSURANCE	32,637	37,922	27,754	37,786	37,786	37,786
6008010 DISABILITY INSURANCE	108	174	104	176	176	176
0000080 Employee Benefits Totals	60,942	66,274	51,044	66,706	66,706	66,706
Exp Total for Div: 2004	264,733	288,871	210,483	297,574	294,411	294,411
Total for Div: 20000000	-122,512	-102,406	-91,096	-106,469	-103,306	-103,306
Total for Dept: 20000000	-3,807,129	-4,047,065	-3,232,291	-4,321,840	-4,123,664	-4,123,664

Probation

Probation Director

Deputy Director

Criminal Unit

Criminal Investigations
Criminal Probation Supervision
Interim Supervision
Specialized DWI Caseload
Specialized Sex Offender Caseload
e-Justice and Integrated Probation Registrant System
Transfer In and Out of Probation Cases
Victim Reparation
Electronic Monitoring
Sex Offender Registry
DNA Collection
Drug and Alcohol Testing
Coordination with Forensic Mental Health Programs
Drug, Domestic Violence, Veterans', Family Treatment, and Mental Health Courts
Associated Computer Systems; Probation Tracking System, Correctional Offender Management Profiling and Alternative Sanctions
Grants
Pre-Trial Release Program
Ignition Interlock Device

Administration

Fiscal Management
Personnel
Restitution Collection and Disbursement to Crime Victims
DWI Fine Collection for Broome County Court
DWI Supervision Fees
Records Management

Family Services Unit

Court Ordered Investigations
Family Court Supervision
Adjudicated Persons in Need of Supervision
Juvenile Delinquents
Support Cases and Family Offenses
Adoption Investigations
Comprehensive Assessments/ Reports
Juvenile Delinquent Diversion Case Management
Youth Assessment Screening Instrument
Probation Tracking System
Juvenile Delinquent Diversion Victims' Satisfaction
Juvenile Delinquent Introduction to Supervision
Electronic Monitoring
Victim Reparation
Raise The Age Implementation

Probation

Mission Statement

The Broome County Probation Department is dedicated to the reducing crime and delinquency and facilitating the rehabilitation of offenders of the law. This is accomplished through investigation, supervision, and diversion of cases that have violated laws of the Family Court Act, the Penal Law, Vehicle and Traffic Law and other laws of the State of New York. This department works closely with the courts, police agencies, treatment agencies, and other human service agencies in Broome County to rehabilitate offenders. The Probation Department has a primary obligation to the community to return offenders to the courts when they do not abide by the court's sentence and conditions of probation.

Description

The Criminal Division supervises all adults (age 16 and above) placed on probation by the criminal courts in Broome County. This division provides pre-sentence/pre-plea investigations as ordered by the courts in Broome County, regardless of disposition. The Criminal Division also provides pre-trial release services as an alternative to incarceration, and thus decreases potential jail days.

The Family Services Division provides pre-dispositional investigations for the Family Courts Persons In Need of Supervision (PINS) complaints, juvenile delinquency (JD) complaints, supervision for all adjudicated PINS and JD cases and provide JD Diversion services. Probation works closely with Social Services, the Youth Bureau, law enforcement and the County Attorney Department to provide needed services to our youth. The goal is to divert youth from entering Family Court, and avoid costly detention and out of home placements.

2018 Objectives

- Attempt to manage caseloads with increasingly serious and violent offenders being placed on probation. The number of JD and adult offenders placed on probation continues to increase and therefore caseload sizes grow. Many causes such as serious substance abuse, mental illness, and general aggressive tendencies make for a more volatile probationer. More offenders are anticipated to be sentenced to probation and an additional Family Court Judge adds to the number of cases.
- To manage un-funded New York State mandates, including DNA specimen collection, Sex Offender Registration, and Youth Assessment Screening Instrument and Correctional Offender Management Profiling and Alternative Sanctions. Probation is also involved with Drug Court, Domestic Violence Court, Veteran's Court and Family Court.
- To continue to use and expand electronic monitoring as an alternative to costly detention and incarceration for juvenile and adults, as we have combined these units in the budget. Courts have been placing more offenders on probation with the added condition of electronic monitoring.
- To continue to work with the STOP-DWI program to change the behavior of the DWI offender.

2018 Budget Highlights

- Requesting the addition of one Probation Officer staff to comply with the New York State Raise the Age Law and deal with our ever-increasing caseloads.
- It is anticipated that New York State aid reimbursement rate for eligible probation expenses will remain flat.

Probation 21010003

<u>Title of Position</u>	<u>Grade/Unit</u>	2016 <u>Actuals</u>	As of	2018 <u>Requested</u>	2018 <u>Recommended</u>	2018 <u>Adopted</u>
			7/5/2017 Current <u>Authorized</u>			
<u>Full-Time Positions</u>						
Probation Director III	G Admin	1	1	1	1	1
Deputy Probation Director III	D Admin	1	1	1	1	1
Probation Supervisor*	21 BAPA	4	5	5	5	5
Senior Probation Officer**	19 CSEA	6	6	6	6	6
Probation Officer/Trainee***	17/16 CSEA	24	24	25	25	25
Principal Account Clerk	13 CSEA	1	1	1	1	1
Secretary	13 CSEA	1	1	1	1	1
Keyboard Specialist	8 CSEA	3	3	3	3	3
Account Clerk	7 CSEA	2	2	2	2	2
Total Full-Time Positions		43	44	45	45	45
<u>Part-Time Positions</u>						
None						
Total Part-Time Positions		0	0	0	0	0
Total Positions		43	44	45	45	45

* One position transferred from Family Services Unit in 2016

** Three positions transferred from Family Services Unit in 2016

*** Five positions transferred from Family Services Unit in 2016

**** One position funded for 50% of year in 2018

REPORT:BP032

BROOME COUNTY GOVERNMENT
REVENUE AND APPROPRIATION SUMMARY BY DEPARTMENT

FUND: 1010 General Operating
DEPT: 21000000 Probation

Account	2016 Actuals	2017 Budget	2017 YTD Actuals As of 11/03/17	2018 Budget Requested	2018 Budget Recommended	2018 Budget Adopted
0000002 Departmental Income						
5000208 RESTITUTION/REPARATION SURCHAR	15,244	18,516	11,852	16,777	16,777	16,777
5000333 OTHER DEPARTMENTAL CHARGEBACK	50,219	34,565	29,446	25,000	25,000	25,000
0000002 Departmental Income Total	65,463	53,081	41,298	41,777	41,777	41,777
0000007 Misc Interfund Revenues						
5000545 CREDIT CARD REBATES	42	0	65	0	0	0
5000565 TRANSFER FROM INTERNAL SERVICE	2,658	0	0	0	0	0
0000007 Misc Interfund Revenues Total	2,700	0	65	0	0	0
0000008 State Aid						
5000814 PROBATION SERVICES	432,321	432,321	108,080	432,321	432,321	432,321
5000835 STATE AID	0	0	0	27,838	27,838	27,838
0000008 State Aid Total	432,321	432,321	108,080	460,159	460,159	460,159
0000009 Federal Aid						
5000946 FEDERAL AID - OTHER	13,455	14,183	6,344	8,458	8,458	8,458
0000009 Federal Aid Total	13,455	14,183	6,344	8,458	8,458	8,458
Rev Totals for Dept: 21000000	513,939	499,585	155,787	510,394	510,394	510,394
0000010 Personnel Service						
6001000 SALARIES FULL-TIME	2,114,214	2,231,109	1,696,567	2,262,564	2,262,564	2,262,564
0000010 Personnel Service Totals	2,114,214	2,231,109	1,696,567	2,262,564	2,262,564	2,262,564
0000020 Equipment and Capital Outlay						
6002710 CAPITAL OUTLAY - IPC	2,658	0	0	0	0	0
0000020 Equipment and Capital Outlay Totals	2,658	0	0	0	0	0

BROOME COUNTY GOVERNMENT
REVENUE AND APPROPRIATION SUMMARY BY DEPARTMENT

FUND: 1010 General Operating
DEPT: 21000000 Probation

Account	2016 Actuals	2017 Budget	2017 YTD Actuals As of 11/03/17	2018 Budget Requested	2018 Budget Recommended	2018 Budget Adopted
0000040 Contractual Expenditures						
6004012 OFFICE SUPPLIES	3,979	6,830	3,172	5,000	4,000	4,000
6004046 GAS OIL GREASE AND DIESEL FUEL	0	75	0	75	75	75
6004048 MISC OPERATIONAL SUPPLIES	25,441	18,757	8,047	15,000	15,000	15,000
6004105 DUES AND MEMBERSHIPS	750	750	750	750	750	750
6004106 GENERAL OFFICE EXPENSES	35	300	36	1,700	1,700	1,700
6004136 OPERATIONAL EQUIPMENT REPAIRS	0	200	0	200	200	200
6004138 OTHER OPERATIONAL EXPENSES	0	300	887	300	300	300
6004146 SUBCONTRACTED PROGRAM EXPENSE	14,602	65,000	31,121	65,000	55,000	55,000
6004160 MILEAGE AND PARKING-LOCAL	1,059	5,000	763	5,000	3,000	3,000
6004161 TRAVEL HOTEL AND MEALS	2,618	6,000	6,823	6,000	6,000	6,000
6004162 EDUCATION AND TRAINING	360	700	212	700	700	700
6004169 DAY TRIP MEAL REIMBURSEMENT	96	300	40	300	300	300
6004196 COPYING MACHINE RENTALS	5,339	7,900	5,067	7,900	7,900	7,900
6004573 OTHER FEES FOR SERVICES	1,401	4,000	2,433	4,000	4,000	4,000
0000040 Contractual Expenditures Totals	55,680	116,112	59,351	111,925	98,925	98,925
0000041 Chargeback Expenses						
6004602 INSURANCE PREMIUM CHARGEBACK	15,217	20,285	15,214	15,662	15,662	15,662
6004609 DATA PROCESSING CHARGEBACKS	128,291	0	0	0	0	0
6004610 PERSONNEL SERVICES CHARGEBACKS	30	0	0	0	0	0
6004614 OTHER CHARGEBACK EXPENSES	220	0	0	0	0	0
6004615 GASOLINE CHARGEBACK	2,145	2,700	1,815	2,925	2,925	2,925
6004616 FLEET SERVICE CHARGEBACK	7,752	8,625	8,625	9,000	9,000	9,000
6004617 DUPLICATING/PRINTING CHARGEBAC	2,023	0	0	0	0	0
6004618 OFFICE SUPPLIES CHARGEBACK	4,334	0	0	0	0	0
6004626 TRANSPORTATION SERVICES CHARGE	6,142	12,360	12,360	12,348	12,348	12,348
0000041 Chargeback Expenses Totals	166,154	43,970	38,014	39,935	39,935	39,935
0000080 Employee Benefits						
6008001 STATE RETIREMENT	374,486	379,987	280,413	377,056	377,056	377,056
6008002 SOCIAL SECURITY	150,680	172,471	122,129	173,086	173,086	173,086
6008004 WORKERS COMPENSATION	10,459	10,842	8,132	14,276	14,276	14,276
6008006 LIFE INSURANCE	628	660	504	675	675	675
6008007 HEALTH INSURANCE	463,459	474,454	331,989	500,821	500,821	500,821
6008009 RETIREE HEALTH INSURANCE	395,621	408,153	269,034	421,500	421,500	421,500
6008010 DISABILITY INSURANCE	2,775	3,223	2,258	3,260	3,260	3,260

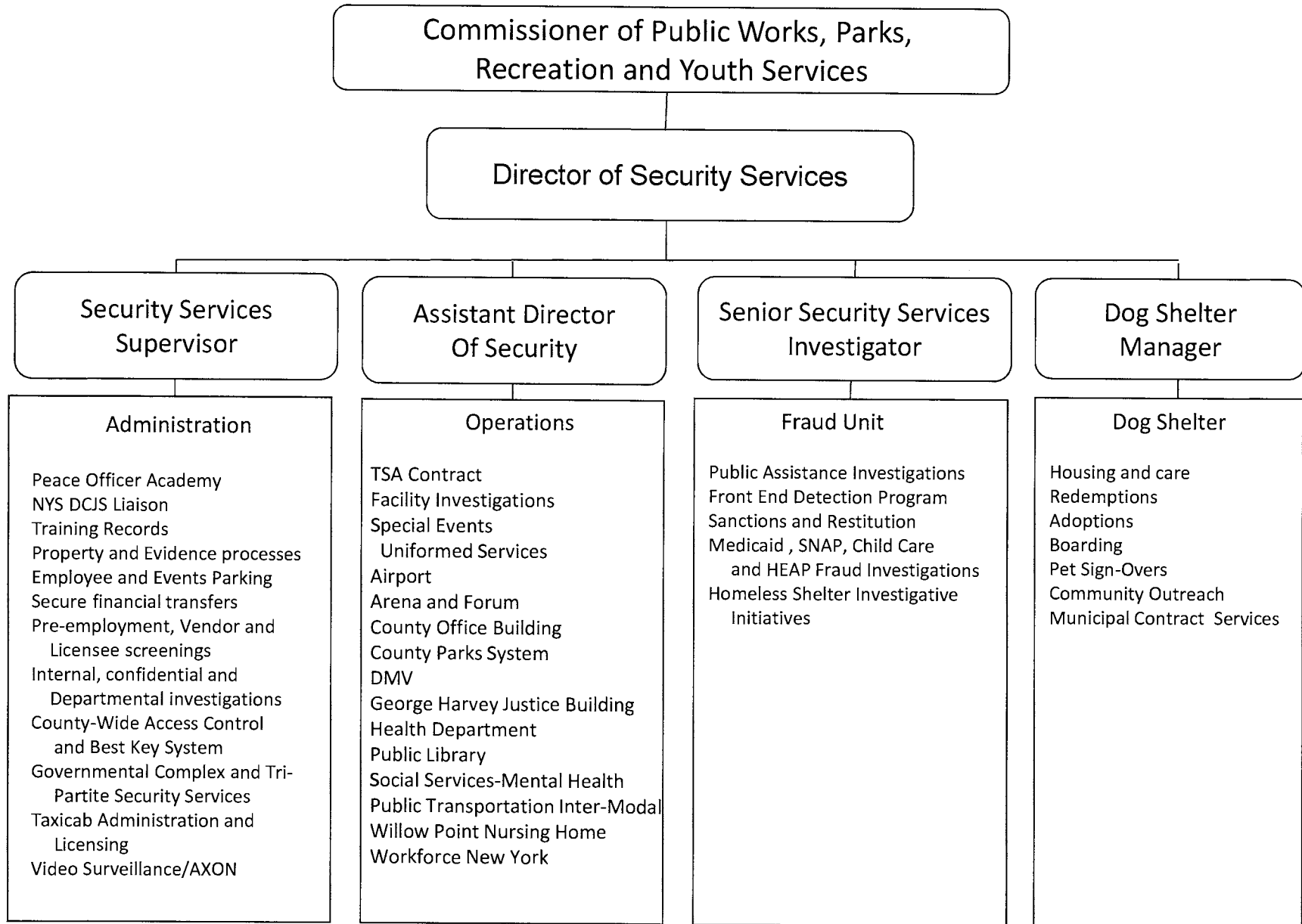
REPORT:BP032

BROOME COUNTY GOVERNMENT
REVENUE AND APPROPRIATION SUMMARY BY DEPARTMENT

FUND: 1010 General Operating
DEPT: 21000000 Probation

Account	2016 Actuals	2017 Budget	2017 YTD Actuals As of 11/03/17	2018 Budget Requested	2018 Budget Recommended	2018 Budget Adopted
6008013 HEALTH INS - RETIRE INCENTIVE	12,233	0	0	0	0	0
0000080 Employee Benefits Totals	1,410,341	1,449,790	1,014,459	1,490,674	1,490,674	1,490,674
0000090 Transfers						
6009002 TRANSFER TO GRANT FUND	109,150	108,898	108,898	114,656	114,656	114,656
0000090 Transfers Totals	109,150	108,898	108,898	114,656	114,656	114,656
Exp Totals for Dept: 21000000	3,858,197	3,949,879	2,917,289	4,019,754	4,006,754	4,006,754
Total for Dept: 21000000	-3,344,258	-3,450,294	-2,761,502	-3,509,360	-3,496,360	-3,496,360

Security Services



Public Works, Parks, Recreation and Youth Services Security Services

Mission Statement

Maintain a safe and orderly atmosphere upon county properties and elsewhere by rendering assistance, encouraging compliance, and providing enforcement as necessary. Protect the county facilities and assets from damage and loss. Provide services as required, which are best provided by a security organization, to enhance governmental operations and reduce liability. Provide specific functions as may be required.

Description

The division consists of four units, which are responsible for unique and separate services. Administrative Services include maintenance and operation of the county id card system, pre-employment screening project, access control system, parking lots, evidence retention, lost and found property, security records, and equipment and training. Security operations include uniformed security services at county facilities such as the Departments of Social Services, Health, Mental Health, Airport, Arena, Forum, Parks, county office building, Landfill, and Willow Point Nursing Home. The Case Integrity Unit conducts welfare fraud and internal investigations for the Department of Social Services. The Broome County Dog Shelter provides contracted dog shelter services for eleven towns and the City of Binghamton.

2017 Objectives

Maintain a professional and safe environment for employees and visitors within county facilities through efficient and effective deployment of Security Services personnel and resources.

- Continue investigative efforts in pursuing recipient fraud in the Social Services benefit programs with a focus on Front End Detection System (FEDs), Safety Net and emergency housing programs.
- Transition Welfare Fraud investigative records to the Law Enforcement Records Management System (LERMS) to increase efficiency, and capability.
- Continue administrative and enforcement of taxi cab regulations and evaluate for enhancements.
- Contract period with municipal partners; enhance state reporting form use by all shelter users.
- Enhance fundraising efforts at the Dog Shelter through community outreach marketing efforts.

2017 Budget Highlights

- Continuation of public assistance fraud efforts resulting in cost avoidance savings to Department of Social Services.
- Maintain a safe, family friendly environment for visitors to the Broome County Parks, Floyd L. Maines Veterans Arena, Forum, and numerous special events.
- Completed contract renewals for dog shelter services with municipal partners.
- Transitioned the Security Division to LERMS for incident based reporting and retention.

Public Works, Parks, Recreation & Youth Services 22000203,22000103
 Security/Dog Shelter

<u>Title of Position</u>	<u>Grade/Unit</u>	2016 <u>Actuals</u>	As of 7/5/2017 Current <u>Authorized</u>	2018 <u>Requested</u>	2018 <u>Recommended</u>	2018 <u>Adopted</u>
<u>Full-Time Positions</u>						
Director of Security	F Admin	1	1	1	1	1
Assistant Director of Security	23 Admin	1	1	1	1	1
Supervising Fraud Investigator *	23 BAPA	1	1	1	1	1
Security Supervisor	18 BAPA	6	6	6	6	6
Dog Shelter Manager	17 BAPA	1	1	1	1	1
Senior Security Svcs Investigator	20 CSEA	1	1	1	1	1
Security Services Investigator	17 CSEA	6	6	6	6	6
Senior Social Services Examiner	13 CSEA	1	1	1	1	1
Security Officer II **	12 CSEA	18	16	16	16	16
Social Services Examiner	11 CSEA	1	1	1	1	1
Senior Kennel Person	9 CSEA	1	1	1	1	1
Keyboard Specialist	8 CSEA	1	1	1	1	1
Kennel Person	7 CSEA	1	1	1	1	1
Security Officer I***	7 CSEA	1	1	0	0	0
Total Full-Time Positions		41	39	38	38	38
<u>Part-Time Positions</u>						
None						
Total Part-Time Positions		0	0	0	0	0
Total Positions		41	39	38	38	38

* One position unfunded since 2013

** Two positions unfunded since 2012, abolished in 2017

*** One position abolished in 2018

REPORT:BP032

BROOME COUNTY GOVERNMENT
REVENUE AND APPROPRIATION SUMMARY BY DEPARTMENT

FUND: 1010 General Operating
DEPT: 22000000 Security

Account	2016 Actuals	2017 Budget	2017 YTD Actuals As of 11/03/17	2018 Budget Requested	2018 Budget Recommended	2018 Budget Adopted
0000002 Departmental Income						
5000187 REIMBURSEMENT - ANIMAL SHELTER	258,285	185,286	121,555	177,536	177,536	177,536
5000217 EVENTS - BASEMENT PARKING	42,160	40,000	31,122	50,000	50,000	50,000
5000226 SHELTER REVENUE	91,710	115,000	81,782	115,000	115,000	115,000
5000230 SECURITY SERVICES - OUTSIDE US	11,325	43,982	6,521	15,000	15,000	15,000
5000242 TAXI CAB INSPECTIONS	4,860	5,000	3,655	5,000	5,000	5,000
5000308 SECURITY SERVICES	1,936,700	2,025,161	1,458,040	2,075,131	2,075,131	2,075,131
5000333 OTHER DEPARTMENTAL CHARGEBACK	24,530	23,329	973	23,329	23,329	23,329
0000002 Departmental Income Total	2,369,570	2,437,758	1,703,648	2,460,996	2,460,996	2,460,996
0000003 Use of Money						
5000451 INTEREST AND EARNINGS	217	100	167	100	100	100
5000463 PARKING LOT	1,430	2,000	1,695	2,000	2,000	2,000
5000464 PARKING PLAZA	55,570	58,000	49,760	58,000	58,000	58,000
0000003 Use of Money Total	57,217	60,100	51,622	60,100	60,100	60,100
0000004 Licenses and Permits						
5000482 TAXI CAB LICENSES	58,715	55,500	40,520	55,500	55,500	55,500
0000004 Licenses and Permits Total	58,715	55,500	40,520	55,500	55,500	55,500
0000006 Sale of Prop and Comp for Loss						
5000518 SALE OF EQUIPMENT	669	0	0	0	0	0
0000006 Sale of Prop and Comp for Loss Total	669	0	0	0	0	0
0000007 Misc Interfund Revenues						
5000533 UNCLASSIFIED REVENUES	20,194	30,000	22,382	30,000	30,000	30,000
5000534 TRANSFER FROM INSURANCE RESERV	1,799	0	147	0	0	0
5000536 PAYMENTS PENALTIES	40	0	0	0	0	0
5000545 CREDIT CARD REBATES	182	0	129	0	0	0
5000546 Trust Account Inflows	104,124	0	0	0	0	0
5000561 TRANSFER FROM RESERVE FUND	0	70,441	70,441	79,989	68,489	68,489
0000007 Misc Interfund Revenues Total	126,339	100,441	93,099	109,989	98,489	98,489

BROOME COUNTY GOVERNMENT
REVENUE AND APPROPRIATION SUMMARY BY DEPARTMENT

FUND: 1010 General Operating
DEPT: 22000000 Security

Account	2016 Actuals	2017 Budget	2017 YTD Actuals As of 11/03/17	2018 Budget Requested	2018 Budget Recommended	2018 Budget Adopted
0000009 Federal Aid						
5000907 PUBLIC SAFETY GRANTS - FEDERAL	73,645	80,000	49,203	72,000	72,000	72,000
0000009 Federal Aid Total	<u>73,645</u>	<u>80,000</u>	<u>49,203</u>	<u>72,000</u>	<u>72,000</u>	<u>72,000</u>
Rev Totals for Dept: 22000000	<u>2,686,155</u>	<u>2,733,799</u>	<u>1,938,092</u>	<u>2,758,585</u>	<u>2,747,085</u>	<u>2,747,085</u>
0000010 Personnel Service						
6001000 SALARIES FULL-TIME	1,577,423	1,753,766	1,265,931	1,700,311	1,700,311	1,700,311
6001002 SALARIES TEMPORARY	426,742	461,814	429,037	487,814	482,814	482,814
6001003 SALARIES OVERTIME	115,210	91,000	78,559	91,000	91,000	91,000
6001004 SALARIES SHIFT DIFFERENTIAL	13,188	16,200	11,493	16,200	16,200	16,200
6001008 STAND-BY PAY	7,658	8,500	6,425	8,500	8,500	8,500
6001009 OTHER PERSONNEL SERVICES	5,000	5,000	4,231	5,000	5,000	5,000
0000010 Personnel Service Totals	<u>2,145,221</u>	<u>2,336,280</u>	<u>1,795,676</u>	<u>2,308,825</u>	<u>2,303,825</u>	<u>2,303,825</u>
0000040 Contractual Expenditures						
6004010 BOOKS AND SUBSCRIPTIONS	786	500	0	500	500	500
6004012 OFFICE SUPPLIES	5,300	7,000	4,702	6,700	5,700	5,700
6004021 BLDG MAINTENANCE SUPPLIES	246	500	490	500	500	500
6004022 FUEL AND HEATING SUPPLIES	6,594	8,500	4,410	7,000	7,000	7,000
6004023 BLDG AND GROUNDS SUPPLIES	840	3,000	121	1,500	1,500	1,500
6004030 FOOD AND BEVERAGES	1,034	600	1,697	600	600	600
6004041 PHOTOGRAPHIC SUPPLIES	0	200	0	200	200	200
6004046 GAS OIL GREASE AND DIESEL FUEL	185	0	31	0	0	0
6004048 MISC OPERATIONAL SUPPLIES	33,124	56,562	31,610	59,875	49,000	49,000
6004050 ANIMAL FOOD	484	2,000	0	1,500	1,000	1,000
6004052 UNIFORMS	22,811	12,861	12,431	12,400	12,400	12,400
6004054 SAFETY SUPPLIES	3,856	1,500	2,433	1,500	1,500	1,500
6004055 COMPUTER SOFTWARE AND SUPPLIES	5,000	5,000	1,864	5,000	5,000	5,000
6004100 POSTAGE AND FREIGHT	0	0	56	0	0	0
6004105 DUES AND MEMBERSHIPS	0	500	0	0	0	0
6004112 BLDG GROUNDS AND EQUIP REPAIR	1,037	0	0	0	0	0
6004113 WATER AND SEWAGE CHARGES	5,478	6,000	3,828	5,500	5,500	5,500
6004115 ELECTRIC CURRENT	3,708	5,500	3,055	4,500	4,500	4,500
6004117 BUILDING AND GROUNDS EXPENSES	4,750	2,500	3,577	8,000	3,500	3,500

REPORT:BP032

BROOME COUNTY GOVERNMENT
REVENUE AND APPROPRIATION SUMMARY BY DEPARTMENT

FUND: 1010 General Operating
DEPT: 22000000 Security

Account	2016 Actuals	2017 Budget	2017 YTD Actuals As of 11/03/17	2018 Budget Requested	2018 Budget Recommended	2018 Budget Adopted
6004130 MOTOR EQUIP REPAIRS AND MAINT	0	0	2,568	0	0	0
6004137 ADVERTISING AND PROMOTION EXPE	20	0	0	0	0	0
6004138 OTHER OPERATIONAL EXPENSES	21,001	23,560	24,022	35,243	30,243	30,243
6004139 Trust Account Outflows	9,803	0	0	0	0	0
6004161 TRAVEL HOTEL AND MEALS	4,665	2,000	1,616	2,000	1,500	1,500
6004162 EDUCATION AND TRAINING	282	1,000	0	1,000	1,000	1,000
6004196 COPYING MACHINE RENTALS	3,458	4,098	3,856	4,098	4,098	4,098
6004200 PROPERTY LOSS	1,552	0	147	0	0	0
6004203 INSURANCE CLAIMS	247	0	0	0	0	0
6004402 LAB SERVICES	7,840	8,000	5,485	8,000	8,000	8,000
6004568 VETERINARIAN SERVICES	28,138	40,000	23,006	40,000	35,000	35,000
0000040 Contractual Expenditures Totals	172,239	191,381	131,005	205,616	178,241	178,241
0000041 Chargeback Expenses						
6004602 INSURANCE PREMIUM CHARGEBACK	7,718	12,294	9,220	10,931	10,931	10,931
6004606 TELEPHONE BILLING ACCOUNT	671	501	674	526	526	526
6004609 DATA PROCESSING CHARGEBACKS	5,256	6,658	3,329	6,807	6,807	6,807
6004610 PERSONNEL SERVICES CHARGEBACKS	23,329	23,329	0	23,329	23,329	23,329
6004614 OTHER CHARGEBACK EXPENSES	391	101	69	313	313	313
6004615 GASOLINE CHARGEBACK	17,407	27,000	15,472	27,000	27,000	27,000
6004616 FLEET SERVICE CHARGEBACK	37,182	40,968	40,968	42,750	31,522	31,522
6004617 DUPLICATING/PRINTING CHARGEBAC	688	504	79	742	742	742
6004618 OFFICE SUPPLIES CHARGEBACK	191	1,192	183	275	275	275
6004619 BUILDING SERVICE CHARGEBACK	5,970	5,000	1,367	6,000	6,000	6,000
6004626 TRANSPORTATION SERVICES CHARGE	32,213	49,440	49,440	51,728	62,506	62,506
0000041 Chargeback Expenses Totals	131,016	166,987	120,801	170,401	169,951	169,951
0000060 Principal on Indebtedness						
6006008 PRINCIPAL ON CAPITAL LEASE	1,017	0	0	0	0	0
0000060 Principal on Indebtedness Totals	1,017	0	0	0	0	0
0000070 Interest on Indebtedness						
6007005 INTEREST ON CAPITAL LEASE	10	0	0	0	0	0
0000070 Interest on Indebtedness Totals	10	0	0	0	0	0

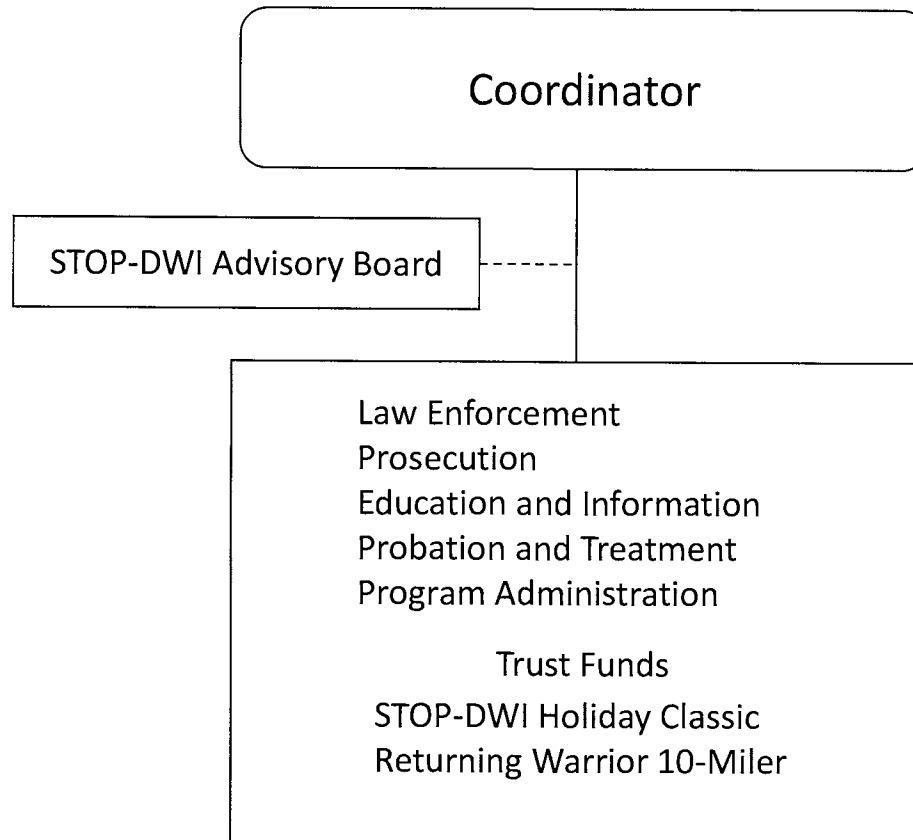
REPORT:BP032

BROOME COUNTY GOVERNMENT
 REVENUE AND APPROPRIATION SUMMARY BY DEPARTMENT

FUND: 1010 General Operating
 DEPT: 22000000 Security

Account	2016 Actuals	2017 Budget	2017 YTD Actuals As of 11/03/17	2018 Budget Requested	2018 Budget Recommended	2018 Budget Adopted
0000080 Employee Benefits						
6008001 STATE RETIREMENT	298,467	298,062	225,102	289,613	289,613	289,613
6008002 SOCIAL SECURITY	156,905	177,135	131,544	173,705	173,705	173,705
6008004 WORKERS COMPENSATION	18,921	15,082	11,312	18,227	18,227	18,227
6008006 LIFE INSURANCE	512	570	434	555	555	555
6008007 HEALTH INSURANCE	329,614	362,179	242,247	307,651	307,651	307,651
6008009 RETIREE HEALTH INSURANCE	76,584	103,060	69,175	103,415	103,415	103,415
6008010 DISABILITY INSURANCE	2,077	2,525	1,663	2,467	2,467	2,467
6008011 UNEMPLOYMENT INSURANCE	83	0	7,308	0	0	0
6008013 HEALTH INS - RETIRE INCENTIVE	9,885	0	0	0	0	0
0000080 Employee Benefits Totals	893,048	958,613	688,785	895,633	895,633	895,633
Exp Totals for Dept: 22000000	3,342,551	3,653,261	2,736,267	3,580,475	3,547,650	3,547,650
Total for Dept: 22000000	-656,396	-919,462	-798,175	-821,890	-800,565	-800,565

STOP - DWI



STOP-DWI

Mission Statement

To develop and coordinate a comprehensive DWI counter-measure program to reduce impaired driving related crashes, injuries and fatalities.

Description

STOP-DWI stands for “Special Traffic Options Program for Driving While Intoxicated”. The STOP-DWI program was enacted by the State Legislature in 1981 for the purposes of empowering county governments to coordinate local efforts to reduce the incidence of impaired driving within the context of a comprehensive and financially self-sustaining highway safety program.

Pursuant to Article 31 Section 1197 of the New York State Vehicle and Traffic Law and 15 NYCRR Part 172 of the Commissioner’s Rules and Regulations, the Broome County STOP-DWI Program develops and coordinates a comprehensive DWI countermeasures program that places a priority on general deterrence, the prevention of impaired driving through high visibility enforcement and prosecution efforts. To that end, STOP-DWI funds enhanced police patrols that are dedicated to DWI enforcement as well as provides specialized breath testing equipment and video cameras to police agencies. The District Attorney’s office receives funds for a prosecutor to specialize in felony DWI prosecutions. STOP-DWI also provides funding to the Broome County Probation Department to deal with recidivist DWI offenders.

In addition, STOP-DWI funds an effective traditional and social media campaign in order to heighten public awareness about the dangers of impaired driving and to promote the enforcement and prosecution efforts. STOP-DWI serves as the ignition interlock device monitor for all DWI conditional discharge cases in Broome County and assists SUNY Broome Community College with their Impaired Driver Program.

STOP-DWI also sponsors numerous training seminars for prosecutors, police, educators, and treatment professionals who work with various aspects of the impaired driving issues. STOP-DWI works with area middle and high schools and conducts numerous community outreach programs. The STOP-DWI Program also uses the popularity of sports to further promote its safe driving and healthy lifestyles message.

STOP-DWI operates pursuant to 15 NYCRR Part 172 of the Commissioners Rules and Regulations which limits funding to enhancement programs which reduce the incidence of impaired driving. Broome County’s STOP-DWI Program is supported entirely by the fines of people convicted of driving while intoxicated, DWI probation supervision fees, and state and federal grants.

2018 Objectives

Enforcement and Adjudication Component

- Continue the high visibility STOP-DWI Task Force Program using specially marked patrol vehicles and overtime patrols that are dedicated to DWI enforcement.
- Purchase specialized breath testing equipment and supplies for DWI enforcement.

- Support specialized crash investigation and reconstruction efforts among Broome County's law enforcement agencies.
- Support the Drug Recognition Expert (DRE) program with area police agencies.
- Continue the STOP-DWI prosecution program with the Broome County District Attorney's office.
- Continue the STOP-DWI probation program with the Broome County Probation Department.
- Continue funding an in-house random drug testing program for DWI probationers.
- Continue monitoring interlock devices for conditional discharge cases.

Education and Public Awareness Component

- Continue specialized education programs for enforcement, prosecution, education, and treatment professionals who work with various aspects of the impaired driving issues.
- Continue to offer TIPS Alcohol Server Training Program to on-premise (bars, taverns) and off-premise (caterers) establishments and to work with licensed establishments on the prevention of impaired driving.
- Conduct community outreach public speaking engagements, and make videos, displays, and printed materials available to schools and other organizations.
- Continue to support education and public awareness activities in middle schools and high schools.
- Conduct a comprehensive electronic and print advertising campaign to promote awareness about the DWI issue.
- Conduct special projects/events such as the STOP-DWI Winter Classic, Teen Traffic Safety Day, and the Returning Warrior 10-Miler to further promote the STOP-DWI and healthy lifestyles message to youth and the community.

Administrative/Evaluation Component:

- Work with the STOP-DWI Advisory Board, local officials and public and private community organizations to develop and coordinate a comprehensive DWI countermeasure program.
- Monitor and evaluate traffic crash, arrest, and conviction data to assess the effectiveness of Broome County's effort.
- Coordinate local efforts to implement the Ignition Interlock Device (IID) requirements of Leandra's Law.
- Seek private/corporate sponsorship to help finance education and promotional efforts.

2018 Budget Highlights

- Application of DWI fine revenues to cover program expenses resulting in no cost to local taxpayers.
- Application of DWI Probation Supervision Fees to fund STOP-DWI's Probation programming.
- Zero application of STOP-DWI fund balance.
- Maintaining a comprehensive DWI countermeasures program with declining DWI fine revenues.
- Providing financial assistance to county and local law enforcement to purchase specialized equipment and fund overtime patrols.
- Obtaining grant funding to off-set loss of DWI fine money and minimize reductions in law enforcement and education programs.
- STOP-DWI Coordinator activities will be performed by the Arena Manager.

STOP-DWI 24010003

<u>Title of Position</u>	<u>Grade/Unit</u>	2016 <u>Actuals</u>	As of 5/23/2017 Current <u>Authorized</u>	2018 <u>Requested</u>	2018 <u>Recommended</u>	2018 <u>Adopted</u>
<u>Full-Time Positions</u>						
STOP DWI Coordinator*	22 Admin	1	1	1	1	1
Secretary	13 CSEA	1	1	1	1	1
Total Full-Time Positions		2	2	2	2	2
<u>Part-Time Positions</u>						
None						
Total Part-Time Positions		0	0	0	0	0
Total Positions		2	2	2	2	2

*Unfunded since 2017

REPORT:BP032

BROOME COUNTY GOVERNMENT
REVENUE AND APPROPRIATION SUMMARY BY DEPARTMENT

FUND: 1010 General Operating

DEPT: 24000000 STOP DWI

Account	2016 Actuals	2017 Budget	2017 YTD Actuals As of 11/03/17	2018 Budget Requested	2018 Budget Recommended	2018 Budget Adopted
0000005 Fines and Forfeitures						
5000491 STOP DWI FINES	289,285	233,000	116,557	218,500	218,500	218,500
5000492 DWI SUPERVISION FEES	38,510	30,000	40,815	30,000	30,000	30,000
0000005 Fines and Forfeitures Total	327,795	263,000	157,372	248,500	248,500	248,500
0000007 Misc Interfund Revenues						
5000534 TRANSFER FROM INSURANCE RESERV	8,900	0	0	0	0	0
5000545 CREDIT CARD REBATES	173	100	40	100	100	100
5000546 Trust Account Inflows	105,176	0	0	0	0	0
5000581 UNUSED GRANT	1,888	0	0	0	0	0
0000007 Misc Interfund Revenues Total	116,137	100	40	100	100	100
0000008 State Aid						
5000835 STATE AID	0	0	0	27,500	27,500	27,500
0000008 State Aid Total	0	0	0	27,500	27,500	27,500
0000009 Federal Aid						
5000946 FEDERAL AID - OTHER	20,674	16,200	8,562	5,000	5,000	5,000
0000009 Federal Aid Total	20,674	16,200	8,562	5,000	5,000	5,000
Rev Totals for Dept: 24000000	464,606	279,300	165,974	281,100	281,100	281,100
0000010 Personnel Service						
6001000 SALARIES FULL-TIME	78,927	46,024	36,648	47,084	47,084	47,084
0000010 Personnel Service Totals	78,927	46,024	36,648	47,084	47,084	47,084
0000040 Contractual Expenditures						
6004010 BOOKS AND SUBSCRIPTIONS	205	284	78	250	250	250
6004012 OFFICE SUPPLIES	699	750	225	750	750	750

BROOME COUNTY GOVERNMENT
 REVENUE AND APPROPRIATION SUMMARY BY DEPARTMENT

FUND: 1010 General Operating
 DEPT: 24000000 STOP DWI

Account	2016 Actuals	2017 Budget	2017 YTD Actuals As of 11/03/17	2018 Budget Requested	2018 Budget Recommended	2018 Budget Adopted
6004048 MISC OPERATIONAL SUPPLIES	921	750	312	750	750	750
6004056 COMPUTER EQUIPMENT(NON CAPITAL	267	0	0	0	0	0
6004100 POSTAGE AND FREIGHT	88	0	0	0	0	0
6004105 DUES AND MEMBERSHIPS	929	785	785	785	785	785
6004137 ADVERTISING AND PROMOTION EXPE	44,744	47,612	35,509	50,000	50,000	50,000
6004139 Trust Account Outflows	100,819	0	0	0	0	0
6004146 SUBCONTRACTED PROGRAM EXPENSE	40,304	41,000	2,126	45,000	45,000	45,000
6004160 MILEAGE AND PARKING-LOCAL	67	250	53	250	250	250
6004161 TRAVEL HOTEL AND MEALS	240	500	0	500	500	500
6004162 EDUCATION AND TRAINING	120	500	0	500	500	500
6004164 NON-EMPLOYEE TRAVEL HOTEL & ME	0	500	0	500	500	500
6004166 NON-EMPLOYEE EDUCATION AND TRN	0	500	0	500	500	500
6004196 COPYING MACHINE RENTALS	1,443	1,900	1,093	1,200	1,200	1,200
6004203 INSURANCE CLAIMS	8,900	0	0	0	0	0
0000040 Contractual Expenditures Totals	199,746	95,331	40,181	100,985	100,985	100,985
0000041 Chargeback Expenses						
6004602 INSURANCE PREMIUM CHARGEBACK	102	102	102	107	107	107
6004606 TELEPHONE BILLING ACCOUNT	513	501	297	702	702	702
6004609 DATA PROCESSING CHARGEBACKS	3,272	5,430	2,715	2,785	2,785	2,785
6004610 PERSONNEL SERVICES CHARGEBACKS	36,293	93,887	56,165	92,184	92,184	92,184
6004614 OTHER CHARGEBACK EXPENSES	0	18	0	10	10	10
6004617 DUPLICATING/PRINTING CHARGEBAC	160	250	119	212	212	212
6004618 OFFICE SUPPLIES CHARGEBACK	942	2,214	528	1,106	1,106	1,106
0000041 Chargeback Expenses Totals	41,282	102,402	59,926	97,106	97,106	97,106
0000080 Employee Benefits						
6008001 STATE RETIREMENT	15,234	8,183	6,500	8,485	8,485	8,485
6008002 SOCIAL SECURITY	5,722	3,521	2,699	3,602	3,602	3,602
6008004 WORKERS COMPENSATION	526	534	401	232	232	232
6008006 LIFE INSURANCE	25	15	13	15	15	15
6008007 HEALTH INSURANCE	12,128	6,097	4,827	6,075	6,075	6,075
6008009 RETIREE HEALTH INSURANCE	17,490	17,490	11,660	17,428	17,428	17,428
6008010 DISABILITY INSURANCE	79	87	70	88	88	88
0000080 Employee Benefits Totals	51,204	35,927	26,170	35,925	35,925	35,925

REPORT:BP032

BROOME COUNTY GOVERNMENT
REVENUE AND APPROPRIATION SUMMARY BY DEPARTMENT

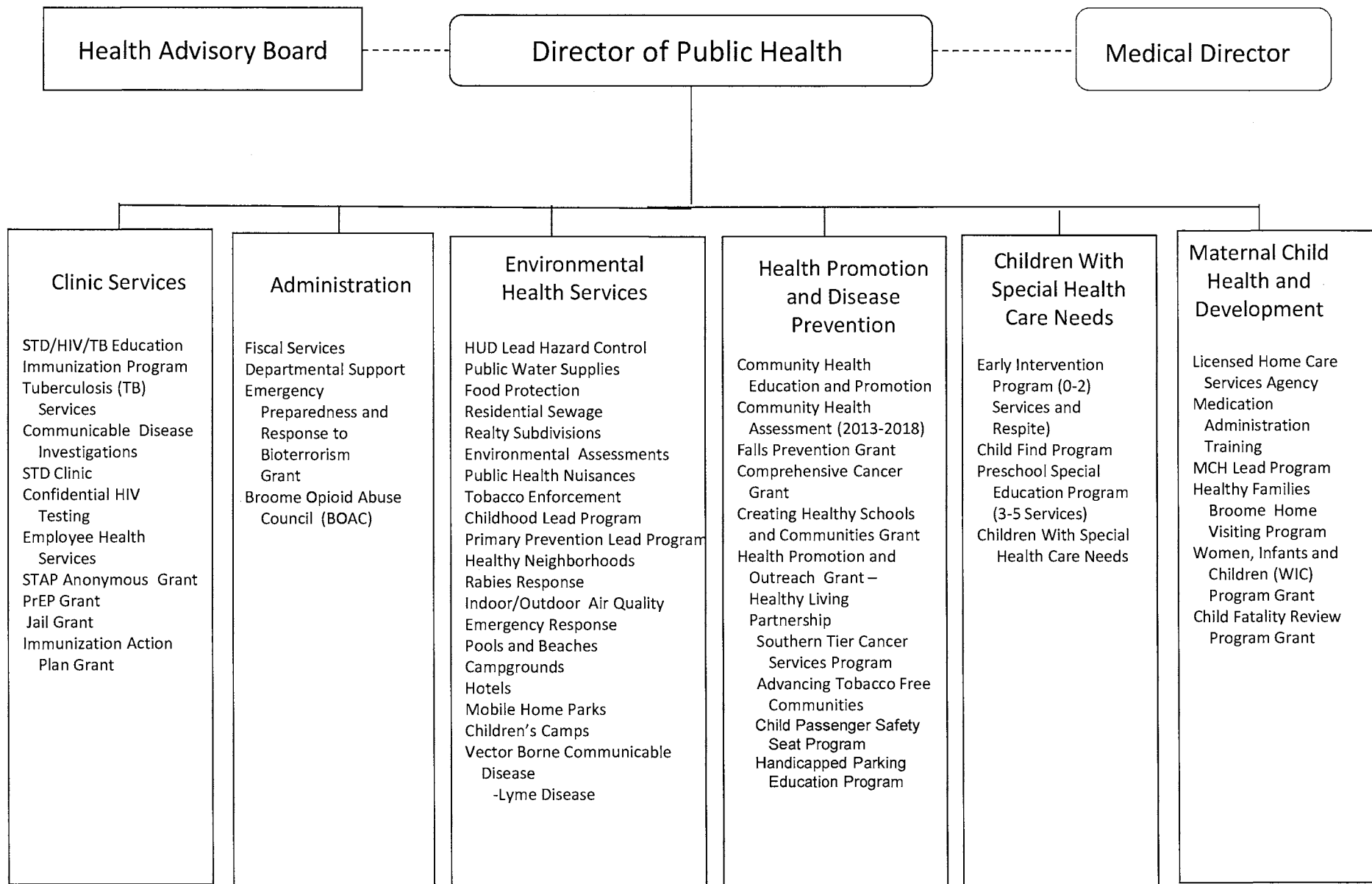
FUND: 1010 General Operating
DEPT: 24000000 STOP DWI

Account	2016 Actuals	2017 Budget	2017 YTD Actuals As of 11/03/17	2018 Budget Requested	2018 Budget Recommended	2018 Budget Adopted
Exp Totals for Dept: 24000000	371,159	279,684	162,925	281,100	281,100	281,100
Total for Dept: 24000000	93,447	-384	3,049	0	0	0

Health

<u>Department/Division</u>	<u>Page</u>
Health	
Administration	204
Environmental Health	213
Clinics & Disease Control	218
Maternal Child Health Development	224
Mental Health	
Mental Health	234
Willow Point Nursing Home	
Administration & General	241
Nursing	249
Dietary	255
Cleanliness & Safety	259
Social Programs	264
Ancillaries	268
Debt Service	270
Transfers	272

Public Health



HEALTH

Administration

Mission Statement

Administration exists to establish and maintain the necessary infrastructure to assure the quality and consistency of public health services provided to the community in a cost-effective manner. The department strives to reduce inefficiencies, provide economies, and ensure compliance with regulations, accreditation standards and laws established by governing bodies. Administration serves as a “hub” between external recipients and internal recipients of services.

Public Health Standards

Investigate health problems and environmental public health hazards to protect the community

- Conduct timely investigations of health problems and environmental public health hazards.
- Contain/mitigate health problems and environmental public health hazards.
- Analyze public health data to identify trends in health problems, environmental public health hazards, and social and economic factors that affect public health.
- Maintain a plan with policies and procedures for urgent and non-urgent communications.
- Inform and educate about public health issues and functions.
- Provide health education and health promotion policies, programs, processes, and interventions to support prevention and wellness.
- Provide information on public health issues and public health functions through multiple methods to a variety of audiences.
- Develop public health policies and plans.
- Serve as a primary and expert resource for establishing and maintaining public health policies, practices, and capacity.

- Develop and implement a health department organizational strategic plan.
- Conduct a comprehensive planning process resulting in a Community Health Improvement Plan.
- Maintain a Public Health Emergency Preparedness and Response Plan for all threats and hazards.
- Enforce public health laws.
- Review existing laws and work with governing entities and elected/appointed officials to update as needed.
- Educate individuals and organizations on the meaning, purpose, compliance, and benefit of public health laws and how to comply.
- Conduct and monitor public health enforcement activities and coordinate notification of violations among appropriate agencies.
- Evaluate and continuously improve processes, programs and interventions.
- Use a performance management system to improve organizational practice, processes, programs, and interventions.
- Develop and implement quality improvement processes integrated into organizational practice, programs, processes and interventions.
- Maintain administrative and management capacity.
- Develop and maintain an operational infrastructure to support the performance of public health functions.
- Establish effective financial management systems.
- Maintain capacity to engage the public health governing entity.
- Maintain current operational definitions and statements of the public health roles, responsibilities, and authorities.
- Provide information to the governing entity regarding public health and the official responsibilities of the health department and of the governing entity.

- Encourage the governing entity's engagement in the public health department's overall obligations and responsibilities.

Description

The Administration Division is composed of three units: fiscal, departmental support, and administration.

- The fiscal unit is responsible for all facets of the Health Department's finances. Under the direction of the Fiscal Services Administrator, the fiscal staff provide payroll and personnel processing, accounts payable and receivables, cash management, statistical and financial analysis, billing, claiming and grants management. In addition, the unit prepares complex financial and statistical reports including cost reports, state aid applications, and various reports for Health Department programs. Staff provides information and guidance on fiscal matters to the other divisions. Accountants act as liaisons to agency and non-agency staff regarding fiscal and program operations, departmental budget requests, and grant programs. The Fiscal Services Administrator coordinates the budget process, fiscal procedures, and personnel activities for the entire Health Department.
- Departmental support assigned staff members are responsible for maintaining a clean and safe physical environment for the clients/visitors. Expenses support the infrastructure of the Health Department including telecommunications, service contracts, and information technology.
- Plans, directs, and administers all public health programs and services according to applicable laws and regulations as described in the Broome County Charter, Public Health Law and federal regulations.
- Serves as a primary and expert resource for establishing and maintaining public health policies, practices and capacity.
- Conducts public health surveillance, investigates public health issues, and evaluates public health interventions targeting chronic disease prevention and control, emerging infectious disease outbreaks, toxic exposures, environmental health problems, injuries, unintentional child fatalities, injuries or deaths due to motor vehicle, pedestrian and bicycle crashes, communicable diseases, maternal child health morbidity, and tobacco control and preventive cancer services.
- The Public Health Emergency Preparedness and Response Program improves the capacity of Broome County to prevent, protect against, mitigate, respond to, and recover from emergencies and disasters of public health significance. This mission is accomplished by maintaining and updating the Public Health Emergency Preparedness and Response Plan, conducting emergency exercises to test and improve upon current capabilities, and providing training and education to first responders, health department staff, the health and medical community, and the public.
- Directs the 2013-2018 Community Health Assessment and Community Health Improvement Plan process and functions as a community liaison in the process.
- Provides direct supervision and direction of departmental community health education and promotion activities. Coordinates and administers health education and health promotion activities in collaboration with other community agencies stakeholders, residents and elected officials.
- Provides direct supervision and direction to the fiscal and departmental support staff.

2018 Objectives

- Engage in meaningful research of community health status, measured by jurisdictional mortality, incidence, or prevalence. Assess county characteristics such as poverty, health disparities, and health literacy to determine health behaviors, adverse health events, and populations at risk.
- Coordinate stakeholders from all sectors to participate in the Community Health Improvement Plan.
- Develop a well-trained and competent workforce through assessing training needs and collaborative planning with institutions of higher learning to maintain the technological tools of the public health infrastructure that are necessary to support all essential public health services.
- Increase awareness of chronic disease prevention through evidence-based health promotion and education activities and strategies that encourage lifestyle changes and engages community members where they live, learn, work, play, and pray.
- Build the capacity of community organizations to provide health information and programming as part of “doing business” offering cost-effective programs that impact health outcomes and are easy to replicate.
- Collaborate with institutions of higher learning to bring in expertise in planning and evaluation, epidemiologic studies, data collection, and management.
- Continue to coordinate and develop the Broome Opioid Abuse Council (BOAC) formally established in December 2014 to strengthen the planning capacity of the county to reduce the social and health harms related to the misuse of opioid drugs. The multidisciplinary council seeks to improve the county’s response to the growing opioid abuse crisis facing residents and to reduce the incidence and prevalence of opioid addiction and death. Goals have been established within the structure of four subcommittees intending to: educate the public about addiction and available

services; facilitate the development of appropriate treatment and prevention services; educate medical professionals regarding pain medication prescription practices; and strengthen the capacity of law enforcement and the courts to protect the community.

- The Public Health Emergency Preparedness Program will utilize grant funding to enhance infrastructure for responding to emerging infectious diseases such as Ebola and the Zika Virus which may affect the health and safety of Broome County residents. This may include meeting with hospital personnel, convening drills, practicing donning and doffing of personal protective equipment, and communication exercises with EMS, hospital CMOs, and the County Executive Office.

2018 Budget Highlights

- Maintain health education activities to provide for coordination of efforts to prevent diseases and encourage healthy lifestyles by building the capacity of community organizations and by seeking insurance reimbursement where appropriate.
- Improved community health assessment and surveillance activities through coordination with other community agencies.
- Continued maximization of grant funding to support operating budget as the focus of public health shifts from direct services provision to surveillance, assurance, and policy development.
- Prioritization of expenses to reflect identified staff needs for education and technology, while focusing on equitable salary levels for recruiting and retaining staff.

Health 25010004 Administration		As of 7/5/2017				
<u>Title of Position</u>	<u>Grade/Unit</u>	<u>2016 Actuals</u>	<u>Current Authorized</u>	<u>2018 Requested</u>	<u>2018 Recommended</u>	<u>2018 Adopted</u>
<u>Full-Time Positions</u>						
Director of Public Health	I Admin	1	1	1	1	1
Fiscal Services Administrator	24 Admin	1	1	1	1	1
Supervising Public Health Educator	21 BAPA	1	1	1	1	1
Senior Accountant	18 BAPA	1	1	1	1	1
Principal Account Clerk	13 CSEA	3	3	3	3	3
Secretary	13 CSEA	1	1	1	1	1
Senior Custodial Worker	9 CSEA	1	1	1	1	1
Total Full-Time Positions		9	9	9	9	9
<u>Part-Time Positions</u>						
Deputy Director of Public Health*	D Admin	1	1	1	1	1
Assistant County Attorney**	AT-1	0	1	0	0	0
Secretary	13 CSEA	1	1	1	1	1
Senior Account Clerk	9 CSEA	1	1	1	1	1
Account Clerk***	7 CSEA	1	1	1	1	1
Total Part-Time Positions		4	5	4	4	4
Total Positions		13	14	13	13	13

* One position unfunded in 2018

** One position abolished in 2018

***One position unfunded in 2018

BROOME COUNTY GOVERNMENT
 REVENUE AND APPROPRIATION SUMMARY
 BY DEPARTMENT AND DIVISION

FUND: 1010 General Operating
 DEPT: 25000000 Health
 DIV: 01 Health-Administration

Account	2016 Actuals	2017 Budget	2017 YTD Actuals As of 11/03/17	2018 Budget Requested	2018 Budget Recommended	2018 Budget Adopted
25000000 Health						
0000002 Departmental Income						
5000195 FACILITY RENTALS	29,183	29,183	30,654	37,521	37,521	37,521
5000331 CHARGEBACK TO GRANTS	121,656	35,562	43,212	89,975	89,975	89,975
5000333 OTHER DEPARTMENTAL CHARGEBACK	39,745	0	0	0	0	0
5000335 COPIER CHARGEBEACK	5,116	5,573	3,285	5,116	5,116	5,116
5000426 MISCELLANEOUS	37	0	0	0	0	0
0000002 Departmental Income Totals	195,737	70,318	77,151	132,612	132,612	132,612
0000003 Use of Money						
5000470 VENDING MACHINE	379	500	295	375	375	375
0000003 Use of Money Totals	379	500	295	375	375	375
0000006 Sale of Prop and Comp for Loss						
5000518 SALE OF EQUIPMENT	381	0	0	0	0	0
0000006 Sale of Prop and Comp for Loss Totals	381	0	0	0	0	0
0000007 Misc Interfund Revenues						
5000534 TRANSFER FROM INSURANCE RESERV	3,623	0	0	0	0	0
5000545 CREDIT CARD REBATES	1,179	0	823	0	0	0
0000007 Misc Interfund Revenues Totals	4,802	0	823	0	0	0
0000008 State Aid						
5000821 PUBLIC HEALTH WORK	678,334	664,001	373,173	642,109	641,389	641,389
0000008 State Aid Totals	678,334	664,001	373,173	642,109	641,389	641,389
Rev Total for Div: 2501	879,633	734,819	451,442	775,096	774,376	774,376
0000010 Personnel Service						
6001000 SALARIES FULL-TIME	436,274	461,303	327,399	485,989	485,989	485,989

REPORT:BP033

BROOME COUNTY GOVERNMENT
REVENUE AND APPROPRIATION SUMMARY
BY DEPARTMENT AND DIVISION

FUND: 1010 General Operating
DEPT: 25000000 Health
DIV: 01 Health-Administration

Account	2016 Actuals	2017 Budget	2017 YTD Actuals As of 11/03/17	2018 Budget Requested	2018 Budget Recommended	2018 Budget Adopted
6001001 SALARIES PART-TIME	90,942	129,544	81,384	46,126	46,126	46,126
6001002 SALARIES TEMPORARY	106,256	57,077	35,299	62,441	62,441	62,441
6001003 SALARIES OVERTIME	7,705	5,491	3,746	5,600	5,600	5,600
0000010 Personnel Service Totals	641,177	653,415	447,828	600,156	600,156	600,156
0000020 Equipment and Capital Outlay						
6002600 MAINTENANCE EQUIPMENT	6,595	0	0	0	0	0
0000020 Equipment and Capital Outlay Totals	6,595	0	0	0	0	0
0000040 Contractual Expenditures						
6004010 BOOKS AND SUBSCRIPTIONS	552	1,096	659	1,096	1,096	1,096
6004012 OFFICE SUPPLIES	3,373	3,000	1,204	3,000	3,000	3,000
6004022 FUEL AND HEATING SUPPLIES	3,967	15,000	9,526	14,000	14,000	14,000
6004023 BLDG AND GROUNDS SUPPLIES	4,063	5,000	2,907	5,000	4,000	4,000
6004030 FOOD AND BEVERAGES	26	0	0	0	0	0
6004045 TRAINING AND EDUCATIONAL SUPPL	81	0	0	0	0	0
6004046 GAS OIL GREASE AND DIESEL FUEL	0	300	0	300	300	300
6004056 COMPUTER EQUIPMENT(NON CAPITAL	664	0	-32	0	0	0
6004063 PRESCRIPTION DRUGS	347	0	0	0	0	0
6004100 POSTAGE AND FREIGHT	1,084	1,000	787	1,000	1,000	1,000
6004105 DUES AND MEMBERSHIPS	5,237	9,575	4,984	5,237	5,237	5,237
6004106 GENERAL OFFICE EXPENSES	2,827	2,114	2,534	2,114	2,114	2,114
6004111 BUILDING AND LAND RENTAL	111,626	492,323	382,089	492,323	492,323	492,323
6004113 WATER AND SEWAGE CHARGES	2,369	2,193	1,832	2,369	2,369	2,369
6004115 ELECTRIC CURRENT	38,556	36,000	25,416	38,556	38,556	38,556
6004117 BUILDING AND GROUNDS EXPENSES	61,518	5,462	5,922	5,462	5,462	5,462
6004137 ADVERTISING AND PROMOTION EXPE	450	0	18	0	0	0
6004138 OTHER OPERATIONAL EXPENSES	0	10,000	0	0	0	0
6004146 SUBCONTRACTED PROGRAM EXPENSE	16	0	147	0	0	0
6004147 OTHER PROGRAM EXPENSE	0	0	0	25,000	25,000	25,000
6004160 MILEAGE AND PARKING-LOCAL	0	315	0	100	100	100
6004161 TRAVEL HOTEL AND MEALS	1,254	1,980	0	1,980	1,480	1,480
6004162 EDUCATION AND TRAINING	128	1,599	165	1,599	1,099	1,099
6004165 ADVISORY BD/TRUSTEES EXPENSES	33	250	98	250	250	250
6004168 OTHER PERSONNEL EXPENSES	75	118	-15	118	118	118
6004196 COPYING MACHINE RENTALS	1,887	2,000	1,013	1,800	1,800	1,800
6004200 PROPERTY LOSS	2,164	0	0	0	0	0
6004203 INSURANCE CLAIMS	1,459	0	0	0	0	0
6004413 OTHER HEALTH AND MEDICAL SERVI	95,979	99,100	73,901	102,073	102,073	102,073

BROOME COUNTY GOVERNMENT
 REVENUE AND APPROPRIATION SUMMARY
 BY DEPARTMENT AND DIVISION

FUND: 1010 General Operating
 DEPT: 25000000 Health
 DIV: 01 Health-Administration

Account	2016 Actuals	2017 Budget	2017 YTD Actuals As of 11/03/17	2018 Budget Requested	2018 Budget Recommended	2018 Budget Adopted
6004500 ACCTG AND COST ALLOCATION SERV	1,500	1,500	1,500	1,500	1,500	1,500
6004573 OTHER FEES FOR SERVICES	235	0	0	0	0	0
0000040 Contractual Expenditures Totals	341,470	689,925	514,655	704,877	702,877	702,877
0000041 Chargeback Expenses						
6004601 INDIRECT COSTS	386,858	399,512	0	408,958	408,958	408,958
6004602 INSURANCE PREMIUM CHARGEBACK	5,691	7,056	5,292	7,546	7,546	7,546
6004604 DPW SECURITY CHARGEBACKS	114,025	92,816	69,697	94,813	94,813	94,813
6004605 COUNTY ATTORNEY CHARGEBACKS	23,523	32,192	13,310	32,192	32,192	32,192
6004606 TELEPHONE BILLING ACCOUNT	11,612	10,018	7,798	11,806	11,806	11,806
6004609 DATA PROCESSING CHARGEBACKS	83,294	104,446	29,683	99,257	99,257	99,257
6004614 OTHER CHARGEBACK EXPENSES	2,256	2,372	2,322	2,705	2,705	2,705
6004615 GASOLINE CHARGEBACK	189	259	141	149	149	149
6004616 FLEET SERVICE CHARGEBACK	597	854	6,363	455	455	455
6004617 DUPLICATING/PRINTING CHARGEBACK	3,285	3,223	2,956	3,223	3,223	3,223
6004618 OFFICE SUPPLIES CHARGEBACK	303	1,534	2,006	500	500	500
6004619 BUILDING SERVICE CHARGEBACK	3,846	12,000	631	6,000	6,000	6,000
0000041 Chargeback Expenses Totals	635,479	666,282	140,199	667,604	667,604	667,604
0000060 Principal on Indebtedness						
6006008 PRINCIPAL ON CAPITAL LEASE	318,136	0	0	0	0	0
0000060 Principal on Indebtedness Totals	318,136	0	0	0	0	0
0000070 Interest on Indebtedness						
6007005 INTEREST ON CAPITAL LEASE	61,277	0	0	0	0	0
0000070 Interest on Indebtedness Totals	61,277	0	0	0	0	0
0000080 Employee Benefits						
6008001 STATE RETIREMENT	100,603	91,924	70,957	94,964	94,964	94,964
6008002 SOCIAL SECURITY	45,792	49,986	31,935	45,912	45,912	45,912
6008004 WORKERS COMPENSATION	9,457	8,607	5,757	7,037	7,037	7,037
6008006 LIFE INSURANCE	199	225	147	180	180	180
6008007 HEALTH INSURANCE	142,976	141,028	103,826	146,883	146,883	146,883
6008009 RETIREE HEALTH INSURANCE	214,765	217,133	162,122	243,319	243,319	243,319
6008010 DISABILITY INSURANCE	645	740	552	749	749	749

REPORT:BP033

BROOME COUNTY GOVERNMENT
REVENUE AND APPROPRIATION SUMMARY
BY DEPARTMENT AND DIVISION

FUND: 1010 General Operating
DEPT: 25000000 Health
DIV: 01 Health-Administration

Account	2016 Actuals	2017 Budget	2017 YTD Actuals As of 11/03/17	2018 Budget Requested	2018 Budget Recommended	2018 Budget Adopted
6008013 HEALTH INS - RETIRE INCENTIVE	10,449	0	0	0	0	0
0000080 Employee Benefits Totals	524,886	509,643	375,296	539,044	539,044	539,044
Exp Total for Div: 2501	2,529,020	2,519,265	1,477,978	2,511,681	2,509,681	2,509,681
Total for Div: 25000000	-1,649,387	-1,784,446	-1,026,536	-1,736,585	-1,735,305	-1,735,305

Health Environmental Health

Mission Statement

To promote the public health and prevent communicable disease, chronic conditions and injury by providing technical assistance to the regulated community and education to the public in various program areas, including but not limited to food service, emergency preparedness, water and air quality, rabies control, lead poisoning prevention, swimming pool inspections and public health nuisances. The Division is charged with the enforcement of the New York State Sanitary Code, the Broome County Sanitary Code and sections of the Public Health Law.

Description

The Division of Environmental Health conducts routine inspections of approximately 1,500 regulated facilities, responds to complaints of public health nuisances, rabies control, enforces the Clean Indoor Air Act and the Adolescent Tobacco Use Prevention Act, reviews plans for public water and private sewage disposal systems, permitting and regulation of swimming pools, bathing beaches, mobile home parks, hotels/motels, food facilities, campgrounds, children camps, coordinates lead poisoning prevention efforts and the Healthy Neighborhood Program, Lyme disease education, conducts communicable disease outbreak investigations and educates facility operators with training courses and the general public with appearances and media releases. The Division of Environmental Health also responds to emergencies and participates in other department emergency planning initiatives.

2018 Objectives

- Continue to monitor and reduce public health hazards found during inspections within program areas, along with increased education and enforcement actions.
- Implement new program policies and procedures to maintain accountability and efficiency.
- Modify Environmental Health staff roles to meet the increasing demands with limited staff and funding.
- Prioritize program objectives to those of high risk. Cut or limit non-mandated programs to meet budget constraints.
- Modify inspection protocols to increase program efficiency and minimize excessive travel.
- Increase educational awareness of Environmental Health issues via free in-house and on-line training courses, smart phone apps and media.
- Develop partnerships with all municipal code enforcement officers to minimize residential environmental hazards.

2018 Budget Highlights

- Continue to pursue grants to decrease net county support.
- Minimize unnecessary and costly human post exposure prophylaxis by providing health care specialists the tools necessary to make sound judgments when providing treatment.
- Continue to meet all New York State Department of Health program deliverables with a limited and static budget.

Health 25050004 Environmental Health		As of 7/5/2017				
<u>Title of Position</u>	<u>Grade/Unit</u>	<u>2016 Actuals</u>	<u>Current Authorized</u>	<u>2018 Requested</u>	<u>2018 Recommended</u>	<u>2018 Adopted</u>
<u>Full-Time Positions</u>						
Director of Environmental Health Services	D Admin	1	1	1	1	1
Senior Public Health Engineer	28 BAPA	1	1	1	1	1
Groundwater Management Specialist	23 BAPA	2	2	2	2	2
Senior Public Health Sanitarian	20 BAPA	2	2	2	2	2
Public Health Sanitarian	17 CSEA	3	3	3	3	3
Public Health Technician	14 CSEA	1	1	1	1	1
Secretary	13 CSEA	1	1	1	1	1
Keyboard Specialist	8 CSEA	1	1	1	1	1
Total Full-Time Positions		12	12	12	12	12
<u>Part-Time Positions</u>						
None						
Total Part-Time Positions		0	0	0	0	0
Total Positions		12	12	12	12	12

BROOME COUNTY GOVERNMENT
 REVENUE AND APPROPRIATION SUMMARY
 BY DEPARTMENT AND DIVISION

FUND: 1010 General Operating
 DEPT: 25000000 Health
 DIV: 05 Health-Environmental Health

Account	2016 Actuals	2017 Budget	2017 YTD Actuals As of 11/03/17	2018 Budget Requested	2018 Budget Recommended	2018 Budget Adopted
0000002 Departmental Income						
5000118 FEES FOR SERVICES	232,378	228,272	207,503	245,917	245,917	245,917
5000119 PUBLIC HEALTH FINES	11,689	10,000	13,450	10,000	10,000	10,000
5000331 CHARGEBACK TO GRANTS	65,154	66,214	39,536	55,325	55,325	55,325
5000335 COPIER CHARGEBEACK	4,020	2,213	3,015	3,213	3,213	3,213
0000002 Departmental Income Totals	313,241	306,699	263,504	314,455	314,455	314,455
0000007 Misc Interfund Revenues						
5000530 REFUNDS OF PRIOR YEARS EXPENDI	410	0	407	0	0	0
0000007 Misc Interfund Revenues Totals	410	0	407	0	0	0
0000008 State Aid						
5000821 PUBLIC HEALTH WORK	104,360	215,414	162,597	230,371	230,335	230,335
5000824 RABIES	25,621	21,380	21,810	21,380	21,380	21,380
0000008 State Aid Totals	129,981	236,794	184,407	251,751	251,715	251,715
Rev Total for Div: 2505	443,632	543,493	448,318	566,206	566,170	566,170
0000010 Personnel Service						
6001000 SALARIES FULL-TIME	605,636	682,517	555,683	702,912	702,912	702,912
6001002 SALARIES TEMPORARY	14,274	0	0	0	0	0
6001003 SALARIES OVERTIME	0	0	136	0	0	0
0000010 Personnel Service Totals	619,910	682,517	555,819	702,912	702,912	702,912
0000040 Contractual Expenditures						
6004010 BOOKS AND SUBSCRIPTIONS	457	500	465	500	500	500
6004012 OFFICE SUPPLIES	1,261	1,000	594	1,500	1,500	1,500
6004056 COMPUTER EQUIPMENT (NON CAPITAL)	1,244	0	0	0	0	0
6004061 ENVIRONMENTAL HEALTH SUPPLIES	5,923	3,622	3,934	7,873	7,873	7,873
6004062 MEDICAL LAB & CLINIC SUPPLIES	8,780	10,984	7,597	10,984	10,984	10,984
6004100 POSTAGE AND FREIGHT	1,022	1,025	797	1,025	1,025	1,025

REPORT:BP033

BROOME COUNTY GOVERNMENT
REVENUE AND APPROPRIATION SUMMARY
BY DEPARTMENT AND DIVISION

FUND: 1010 General Operating
DEPT: 25000000 Health
DIV: 05 Health-Environmental Health

Account	2016 Actuals	2017 Budget	2017 YTD Actuals As of 11/03/17	2018 Budget Requested	2018 Budget Recommended	2018 Budget Adopted
6004105 DUES AND MEMBERSHIPS	15	15	0	15	15	15
6004117 BUILDING AND GROUNDS EXPENSES	0	0	109	0	0	0
6004137 ADVERTISING AND PROMOTION EXPE	1,142	5,100	30	100	100	100
6004138 OTHER OPERATIONAL EXPENSES	0	75	105	75	75	75
6004160 MILEAGE AND PARKING-LOCAL	225	324	253	324	324	324
6004161 TRAVEL HOTEL AND MEALS	176	792	8	792	792	792
6004162 EDUCATION AND TRAINING	312	0	0	0	0	0
6004169 DAY TRIP MEAL REIMBURSEMENT	88	150	82	150	150	150
6004196 COPYING MACHINE RENTALS	2,980	4,720	4,054	4,870	4,870	4,870
6004402 LAB SERVICES	1,762	5,000	2,950	5,000	4,000	4,000
6004413 OTHER HEALTH AND MEDICAL SERVI	21,386	15,680	27,403	15,680	15,680	15,680
6004568 VETERINARIAN SERVICES	140	0	0	0	0	0
6004573 OTHER FEES FOR SERVICES	68	0	0	0	0	0
0000040 Contractual Expenditures Totals	46,981	48,987	48,381	48,888	47,888	47,888
0000041 Chargeback Expenses						
6004605 COUNTY ATTORNEY CHARGEBACKS	16,032	21,180	19,311	20,000	20,000	20,000
6004606 TELEPHONE BILLING ACCOUNT	4,099	8,182	2,794	8,407	8,407	8,407
6004609 DATA PROCESSING CHARGEBACKS	24,617	40,679	20,237	30,000	30,000	30,000
6004614 OTHER CHARGEBACK EXPENSES	3,087	2,034	1,459	2,950	2,950	2,950
6004615 GASOLINE CHARGEBACK	2,203	2,950	2,290	3,192	3,192	3,192
6004616 FLEET SERVICE CHARGEBACK	6,952	9,717	7,331	9,754	9,754	9,754
6004617 DUPLICATING/PRINTING CHARGEBAC	2,055	2,393	2,328	2,055	2,055	2,055
6004618 OFFICE SUPPLIES CHARGEBACK	3,312	3,226	2,592	3,312	3,312	3,312
0000041 Chargeback Expenses Totals	62,357	90,361	58,342	79,670	79,670	79,670
0000060 Principal on Indebtedness						
6006008 PRINCIPAL ON CAPITAL LEASE	1,838	0	0	0	0	0
0000060 Principal on Indebtedness Totals	1,838	0	0	0	0	0
0000070 Interest on Indebtedness						
6007005 INTEREST ON CAPITAL LEASE	274	0	0	0	0	0
0000070 Interest on Indebtedness Totals	274	0	0	0	0	0
0000080 Employee Benefits						

REPORT:BP033

BROOME COUNTY GOVERNMENT
REVENUE AND APPROPRIATION SUMMARY
BY DEPARTMENT AND DIVISION

FUND: 1010 General Operating
DEPT: 25000000 Health
DIV: 05 Health-Environmental Health

Account	2016 Actuals	2017 Budget	2017 YTD Actuals As of 11/03/17	2018 Budget Requested	2018 Budget Recommended	2018 Budget Adopted
6008001 STATE RETIREMENT	108,547	108,815	95,021	121,948	121,948	121,948
6008002 SOCIAL SECURITY	45,511	52,213	40,748	53,773	53,773	53,773
6008004 WORKERS COMPENSATION	9,077	8,607	7,081	7,037	7,037	7,037
6008006 LIFE INSURANCE	160	180	150	180	180	180
6008007 HEALTH INSURANCE	89,965	107,171	81,309	99,747	99,747	99,747
6008009 RETIREE HEALTH INSURANCE	116,497	120,217	78,309	119,784	119,784	119,784
6008010 DISABILITY INSURANCE	393	522	389	529	529	529
6008013 HEALTH INS - RETIRE INCENTIVE	3,720	0	0	0	0	0
0000080 Employee Benefits Totals	373,870	397,725	303,007	402,998	402,998	402,998
Exp Total for Div: 2505	1,105,230	1,219,590	965,549	1,234,468	1,233,468	1,233,468
Total for Div: 25000000	-661,598	-676,097	-517,231	-668,262	-667,298	-667,298

HEALTH

Clinics and Disease Control

Mission Statement

The Broome County Health Department Clinic Services Division focuses on prevention of the transmission of infection and communicable diseases through the coordination of community resources, surveillance, health education, consultation and direct care based on community need.

Description

The Clinic Services Division provides specialized clinical services in an outpatient care setting. Services include:

- Communicable disease surveillance, which investigates diseases that the New York State Department of Health has designated as reportable.
- Immunizations, to increase immunization rate of children and adults. Efforts involve education and acting as a safety net by providing immunizations for all age groups to people that are uninsured, underinsured or may not have a primary care provider.
- Sexually transmitted disease (STD), by providing medical care and treatment to people who are at risk, or have contact with an STD. STD services are also provided to inmates at the Broome County Sheriff's Correctional Facility.
- Anonymous and confidential HIV testing and counseling.
- Tuberculosis (TB) control by providing education, testing, and treatment to high-risk populations in the community who may have been infected with TB.
- Employee health services to Broome County government employees and rendering fire fighter physicals.
- Oral health education and preventative services to 2nd and 3rd grade students in elementary schools with the highest free lunch participation.

2018 Objectives

- Through a coordinated effort, participate in and collaborate with community agencies in a community-wide emergency preparedness response plan including development and implementation of regional stockpile distribution and mass immunization/prophylaxis clinics.
- The community will continue to be served by a system to monitor infectious diseases by subgroup.
- Prevent and minimize vaccine-preventable diseases by providing education, surveillance and direct service as needed.
- Reduce the transmission of sexually transmitted diseases by providing education, surveillance and direct service as needed.
- Prevent HIV infection in individuals at highest risk for HIV, through outreach and education on PrEP (Pre-exposure Prophylaxis). PrEP is part of Governor Cuomo's 3-point plan to end the AIDS epidemic in New York State and decrease the number of new HIV infections by 2020.
- Evaluate for tuberculosis infection and reduce transmission by providing targeted testing, education, surveillance and direct service to populations at risk.
- Optimize the health and wellbeing of county employees through the provision of comprehensive risk assessment, education, immunizations and referrals.
- Provide oral health education and preventive dental services to elementary school children.
- Implement an electronic medical record system.

2018 Budget Highlights

- Continue to expand revenue collection procedures for all services, including sexually transmitted disease services by establishing contracts with third party payers and continuing to bill for sexually transmitted disease services with patient approval.
- Maximize grant revenues to support the operating budget. Several grants help maintain our operating costs down, these include the IAP (Immunization Action Program) Grant, PrEP Grant, the STAP (Southern Tier Aids Program) Anonymous Grant, and the Broome County Sheriff's Correctional Facility Grant.
- Increase staff development and training in their fields of expertise and programs, i.e. Tuberculosis, sexually transmitted disease, immunizations, and communicable disease.
- Insight software training on the Electronic Medical Records (EMR) Modules to smoothly implement the EMR system.

Health 25020004 Clinics & Disease Control		As of 7/5/2017				
<u>Title of Position</u>	<u>Grade/Unit</u>	<u>2016 Actuals</u>	<u>Current Authorized</u>	<u>2018 Requested</u>	<u>2018 Recommended</u>	<u>2018 Adopted</u>
<u>Full-Time Positions</u>						
Director of Clinic Services	C Admin	1	1	1	1	1
Supervising Public Health Nurse*****	20 BAPA	1	1	1	1	1
Nurse Practitioner	27 CSEA	1	1	1	1	1
Public Health Nurse	17 CSEA	4	4	4	4	4
HIV Program Representative	14 CSEA	1	1	1	1	1
Senior Registered Professional Nurse***	14 CSEA	1	1	1	1	1
Secretary*****	13 CSEA	1	1	1	1	1
Senior Medical Assistant	13 CSEA	1	1	1	1	1
Senior Account Clerk Typist****	9 CSEA	1	0	0	0	0
Patient Accounts Representative Clerk*	8 CSEA 6 CSEA	2 1	2 0	2 0	2 0	2 0
Total Full-Time Positions		15	13	13	13	13
<u>Part-Time Positions</u>						
Medical Director STD/HIV Clinic**	NA	1	1	1	1	1
Medical Director TB	NA	1	1	1	1	1
Medical Director - Employee Health Services	NA	1	1	1	1	1
Nurse Practitioner	27 CSEA	1	1	1	1	1
Public Health Nurse	17 CSEA	1	1	1	1	1
Receptionist Typist	6 CSEA	1	1	1	1	1
Total Part-Time Positions		6	6	6	6	6
Total Positions		21	19	19	19	19

* Unfunded since 2013, abolished in 2017

** Unfunded since 2014

*** Unfunded since 2015

**** Unfunded since 2015, abolished in 2017

***** Unfunded in 2018

***** Unfunded in 2018

BROOME COUNTY GOVERNMENT
 REVENUE AND APPROPRIATION SUMMARY
 BY DEPARTMENT AND DIVISION

FUND: 1010 General Operating
 DEPT: 25000000 Health
 DIV: 02 Health-Clinic & Disease Control

Account	2016 Actuals	2017 Budget	2017 YTD Actuals As of 11/03/17	2018 Budget Requested	2018 Budget Recommended	2018 Budget Adopted
0000002 Departmental Income						
5000118 FEES FOR SERVICES	70,704	80,672	47,407	84,096	84,096	84,096
5000311 WORKERS COMP PHYSICALS	12,835	14,822	4,310	15,500	15,500	15,500
5000331 CHARGEBACK TO GRANTS	96,840	81,143	84,154	110,756	110,756	110,756
5000333 OTHER DEPARTMENTAL CHARGEBACK	54,624	47,950	26,314	38,115	38,115	38,115
5000426 MISCELLANEOUS	1,867	2,045	5,121	320	320	320
5000432 BAD DEBT AND CHARITY CARE	17,694	71,939	99,553	0	0	0
0000002 Departmental Income Totals	254,564	298,571	266,859	248,787	248,787	248,787
0000008 State Aid						
5000821 PUBLIC HEALTH WORK	405,280	366,637	262,133	316,707	313,921	313,921
0000008 State Aid Totals	405,280	366,637	262,133	316,707	313,921	313,921
Rev Total for Div: 2502	659,844	665,208	528,992	565,494	562,708	562,708
0000010 Personnel Service						
6001000 SALARIES FULL-TIME	542,992	605,804	420,516	524,246	524,246	524,246
6001001 SALARIES PART-TIME	66,283	69,996	50,781	71,248	71,248	71,248
6001002 SALARIES TEMPORARY	73,990	66,770	51,746	50,815	50,815	50,815
6001003 SALARIES OVERTIME	1,069	0	500	0	0	0
0000010 Personnel Service Totals	684,334	742,570	523,543	646,309	646,309	646,309
0000040 Contractual Expenditures						
6004010 BOOKS AND SUBSCRIPTIONS	92	789	0	589	0	0
6004012 OFFICE SUPPLIES	3,624	3,298	1,754	3,989	3,989	3,989
6004045 TRAINING AND EDUCATIONAL SUPPL	14	300	126	200	200	200
6004046 GAS OIL GREASE AND DIESEL FUEL	56	0	0	0	0	0
6004060 NURSING SUPPLIES	0	0	25	0	0	0
6004062 MEDICAL LAB & CLINIC SUPPLIES	51,224	59,431	21,353	64,494	58,494	58,494
6004063 PRESCRIPTION DRUGS	5,011	10,664	7,236	8,258	8,258	8,258
6004100 POSTAGE AND FREIGHT	400	850	203	600	600	600
6004105 DUES AND MEMBERSHIPS	25	35	0	35	35	35
6004106 GENERAL OFFICE EXPENSES	3	0	0	0	0	0

REPORT:BP033

BROOME COUNTY GOVERNMENT
REVENUE AND APPROPRIATION SUMMARY
BY DEPARTMENT AND DIVISION

FUND: 1010 General Operating

DEPT: 25000000 Health

DIV: 02 Health-Clinic & Disease Control

Account	2016 Actuals	2017 Budget	2017 YTD Actuals As of 11/03/17	2018 Budget Requested	2018 Budget Recommended	2018 Budget Adopted
6004117 BUILDING AND GROUNDS EXPENSES	1,406	0	109	0	0	0
6004123 MEDICAL HOSPITAL AND LAB EXPEN	604	2,440	297	1,520	1,520	1,520
6004136 OPERATIONAL EQUIPMENT REPAIRS	520	1,700	540	1,700	1,700	1,700
6004137 ADVERTISING AND PROMOTION EXPE	0	250	17	0	0	0
6004138 OTHER OPERATIONAL EXPENSES	0	600	200	600	600	600
6004146 SUBCONTRACTED PROGRAM EXPENSE	402	0	506	0	0	0
6004160 MILEAGE AND PARKING-LOCAL	936	1,000	1,209	1,100	1,100	1,100
6004161 TRAVEL HOTEL AND MEALS	5	3,000	56	800	800	800
6004162 EDUCATION AND TRAINING	59	9,600	0	3,150	2,000	2,000
6004165 ADVISORY BD/TRUSTEES EXPENSES	0	50	0	0	0	0
6004169 DAY TRIP MEAL REIMBURSEMENT	80	0	10	0	0	0
6004196 COPYING MACHINE RENTALS	1,500	3,420	2,292	2,460	2,460	2,460
6004402 LAB SERVICES	18,426	15,150	11,429	20,385	20,385	20,385
6004406 MEDICAL AND HOSPITAL SERVICES	0	680	0	680	680	680
6004413 OTHER HEALTH AND MEDICAL SERVI	0	500	5,328	1,500	1,500	1,500
6004568 VETERINARIAN SERVICES	140	0	0	0	0	0
6004573 OTHER FEES FOR SERVICES	1	0	2	0	0	0
6004591 CASH SHORT AND OVER	80	0	0	0	0	0
6004593 OTHER GOVERNMENTS PAYMENTS	909	2,000	748	2,000	2,000	2,000
0000040 Contractual Expenditures Totals	85,517	115,757	53,440	114,060	106,321	106,321
0000041 Chargeback Expenses						
6004604 DEW SECURITY CHARGEBACKS	256	0	0	0	0	0
6004606 TELEPHONE BILLING ACCOUNT	7,609	7,347	5,527	7,640	7,640	7,640
6004609 DATA PROCESSING CHARGEBACKS	60,699	79,316	46,762	80,378	80,378	80,378
6004614 OTHER CHARGEBACK EXPENSES	889	981	493	850	850	850
6004615 GASOLINE CHARGEBACK	161	228	37	198	198	198
6004616 FLEET SERVICE CHARGEBACK	538	750	139	606	606	606
6004617 DUPLICATING/PRINTING CHARGEBAC	429	1,243	697	1,243	1,243	1,243
6004618 OFFICE SUPPLIES CHARGEBACK	798	495	1,472	798	798	798
0000041 Chargeback Expenses Totals	71,379	90,360	55,127	91,713	91,713	91,713
0000060 Principal on Indebtedness						
6006008 PRINCIPAL ON CAPITAL LEASE	1,775	0	0	0	0	0
0000060 Principal on Indebtedness Totals	1,775	0	0	0	0	0
0000070 Interest on Indebtedness						

BROOME COUNTY GOVERNMENT
 REVENUE AND APPROPRIATION SUMMARY
 BY DEPARTMENT AND DIVISION

FUND: 1010 General Operating
 DEPT: 25000000 Health
 DIV: 02 Health-Clinic & Disease Control

Account	2016 Actuals	2017 Budget	2017 YTD Actuals As of 11/03/17	2018 Budget Requested	2018 Budget Recommended	2018 Budget Adopted
6007005 INTEREST ON CAPITAL LEASE	145	0	0	0	0	0
0000070 Interest on Indebtedness Totals	145	0	0	0	0	0
0000080 Employee Benefits						
6008001 STATE RETIREMENT	97,981	102,856	70,068	96,205	96,205	96,205
6008002 SOCIAL SECURITY	49,011	56,807	37,801	49,450	49,450	49,450
6008004 WORKERS COMPENSATION	10,034	9,836	6,647	7,540	7,540	7,540
6008006 LIFE INSURANCE	180	195	136	165	165	165
6008007 HEALTH INSURANCE	134,410	142,470	97,501	121,620	121,620	121,620
6008009 RETIREE HEALTH INSURANCE	240,841	255,267	170,276	254,417	254,417	254,417
6008010 DISABILITY INSURANCE	780	1,099	702	1,013	1,013	1,013
6008013 HEALTH INS - RETIRE INCENTIVE	14,518	0	0	0	0	0
0000080 Employee Benefits Totals	547,755	568,530	383,131	530,410	530,410	530,410
Exp Total for Div: 2502	1,390,905	1,517,217	1,015,241	1,382,492	1,374,753	1,374,753
Total for Div: 25000000	-731,061	-852,009	-486,249	-816,998	-812,045	-812,045

HEALTH

Maternal Child Health and Development

Mission Statement

Promote the growth and development of children with special needs and their families through identification, assessment, education, and service provision. Improve the health of women, infants and children through health teaching, health counseling, and early identification of real and potential health problems.

Description

Through the Licensed Home Care Services Agency (LHCSA), home visits are made to prenatal, postpartum, and pediatric clients. The Public Health Nurses (PHN) provide skilled nursing assessments, discuss concerns and answer questions about health care, child care, and child growth and development. Nurses also visit parents who have just lost a child to provide bereavement education and support the family through the grieving process. Several of the PHN staff completed a lactation certification course to better serve and support breastfeeding efforts in the community. Additional areas of expertise include: home safety, psychosocial assessment, community referrals for substance abuse, domestic violence, mental health, and ongoing parent education.

The Healthy Families Broome Program is part of a statewide initiative, Healthy Families New York. This program is a comprehensive prevention program that focuses on the safety of children while supporting families. A PHN trained by Prevent Child Abuse New York serves as a Family Assessment Worker. The PHN offers eligible expectant families a home visit. During the home visit, the nurse completes an in-depth psychosocial assessment with the expectant parents to assess their strengths, needs, and challenges. The nurse

provides referrals to community agencies and eligibility is determined for the long-term home visiting program.

Certified Medication Administration Training (MAT) is available for child care providers to educate them on appropriate medication administration techniques utilizing the curriculum developed by SUNY Training Strategies Group.

The Broome County Child Fatality Review Team (BCCFRT) is a multidisciplinary team of professionals established in 2008 pursuant to New York State Social Services Law (SSL) to review the death of any child under the age of 18 whose death is unexpected or unexplained. The Team is authorized to review any unexpected or unexplained death, but priority is given to instances where

- any child for whom Child Protective Services has an open case.
- any child for whom at the time his/her death has an open preventive services case in Broome County.
- any child who at the time of his/her death was in the care and custody or guardianship and custody of Social Services or a voluntary authorized agency.
- a report was made to the New York Statewide Central Register of Child Abuse and Maltreatment involving the death of a child.

The mission of the BCCFRT is to improve our understanding of how and why children die, develop and promote a countywide system of child death review and response, and to identify systemic and policy issues, and public health interventions to improve child health, safety and protection. Our goal is to prevent future deaths and to promote child safety through a confidential review process which is thorough, comprehensive, and multidisciplinary.

The Health Department and key stakeholders including the local Social Services/Mental Health Commissioner, Forensic Pathologist, County Attorney, District Attorney, Sheriff, State Police, Medical Director, Pediatric Neonatologist and Emergency Medical Services, and representatives from several community agencies meet monthly for case review. This team has discussed 76 child fatality cases from 2009 through December 2015 and has developed a formal process to identify system-based impediments to child health and safety that will ultimately reduce the number of child deaths. Some interventions targeted at preventing child deaths have been recommended and implemented by the Family Violence Prevention Council, Mothers and Babies Perinatal Network, Broome County Health Department Maternal Child Health Division, and the Sheriff's Department.

The Health Department has sponsored the Women, Infants and Children's (WIC) Program in Broome County since 1979. The WIC Program is a supplemental food program that services approximately 5,000 participants throughout the county. Clinics are held almost daily with evening and weekend hours to meet the needs of the families enrolled. WIC nutrition staff provides nutrition education and support to families who receive a prescribed food package every month to assist with growth and proper development during pregnancy, lactation, infancy and early childhood up to the child's fifth birthday. Staff makes referrals to community agencies to assist the families with meeting their needs and goals. The program offers an enhanced peer counseling program to support and promote breastfeeding. Anthropometric measurements and hemoglobin levels are obtained to assist with assessment of the clients' health status and the staff communicates with health care providers as needed. Recently WIC staff has started to screen for elevated lead levels for children in collaboration with the Environmental Health staff.

Early Intervention Program service coordinators work closely with families of children with developmental delays and/or diagnosed conditions with a high probability of delay, to identify the families' concerns and priorities for their children. Individualized family service plans are constructed by the service coordinator with the family, and agreed upon by the family and the Early Intervention Official/Designee. Early Intervention service coordinators also offer referral information to families regarding a variety of topics, including childhood lead poisoning. The Early Intervention Program is a federally mandated statewide program offering evaluations and therapeutic support services for infants and children (from birth up to three years of age) with special needs and their families.

The Child Find component of the Early Intervention Program focuses on ensuring at-risk children are engaged in primary health care, will receive appropriate developmental surveillance and screening from a primary care provider, are referred to the Early Intervention Program for a multi-disciplinary evaluation when indicated and have health insurance coverage.

From Early Intervention, a child may transition into the Preschool Special Education Program for children aged three to five with suspected or confirmed delays which will affect learning. Children aged three to five may also be referred directly to the Preschool Special Education Program. Resources including special education and therapy (occupational, physical, and speech), are available to assist parents of preschool children with disabilities to help them prepare their children for the transition to school (kindergarten). Participation in quality learning experiences is important for all children to achieve high educational standards. Allowing children with and without disabilities opportunities to learn together in the least restrictive environment, whenever possible, benefits all children.

Outreach is provided to community agencies, schools, and primary care providers to streamline the referral process for children with and at risk for developmental delays.

The Children with Special Health Care Needs (CSHCN) Program assists families in ascertaining community resources, as well as providing outreach throughout the community to increase awareness of resources available, to identify unmet health and related needs, and to collaborate with community partners to develop plans to overcome barriers and increase access to services. Outreach activities include participation in community health fairs and events, presentations at meetings of community and health organizations, and informational sessions sponsored by the CSHCN grant.

2018 Objectives

Maternal Child Health / Licensed Home Care Services Agency

- Increase the number of prenatal visits to ensure early and continuous comprehensive prenatal care to reduce infant mortality, decrease low-birth-weight babies, and increase positive birth outcomes.
- Increase the number of evaluation visits to postpartum/newborn clients to minimize environmental hazards to reproduction/growth/development through evaluation of home settings, health habits and nutrition status.
- Continue to improve breastfeeding initiation rates and duration through education provided to prenatal clients and through support of postpartum women and infants as soon after delivery as possible.
- Continue to provide home visiting, nursing assessment and education to children with identified elevated blood lead levels and refer at risk dwellings for assessment.
- Continue to offer bereavement support to families dealing with the loss of a child.
- Ensure appropriate newborn bloodspot screening, follow-up testing, and referral to services.
- Expand contracts in place with insurance providers to maximize billing as allowed for LHCSA home visits.
- Continue to provide training in medication administration to child care providers.
- Reduce fetal, infant and child death by early identification of problems, developing and implementing interventions and providing community education.
- Increase the number of children screened for lead poisoning at age one and two by providing information to parents, communicating with physicians and providing referrals to the Environmental Health division and continuing screening of children enrolled in WIC.
- Continue to meet nutritional demands of women, infants and children through the WIC program, continue to improve breastfeeding initiation and duration through support of the WIC Nutrition and peer counseling staff and breast pump program.
- Maximize use of preventive health services through education and collaboration with local health care providers, the Clinic Division, Department of Social Services, schools, New York State Department of Health, and child care providers.
- Offer Kempe assessment to expectant and new families to assess their strengths and challenges. Offer families information regarding local community resources and connect eligible families to Healthy Families Broome home visiting program.
- Continue to review and update Quality Assurance Corporate Compliance Plan in the division to ensure program integrity, accuracy, appropriate authorization of service and quality of care.

- Ongoing and increasing need for services in both the Early Intervention Program and the Preschool Special Education Program demands assurance of adequate capacity of needed services for infants and children identified as having developmental and/or learning delays and/or being at risk for developmental delays.
- Continue to work successfully to accommodate billing changes in the Early Intervention Program, working with families and providers to obtain all information required to maximize third party insurance payments.
- Develop procedures to monitor and review the payment of Early Intervention Program services not covered by third party insurance through the Escrow account billed to the county.
- Continue to strive to meet both federal and state performance standards in the Early Intervention Program.
- Collecting and reporting child outcomes is a requirement of the Individuals with Disabilities Act (IDEA). The performance of the New York State Part C Early Intervention Program on improving child outcomes is now reported in the Annual Performance Report. Strive to improve child outcomes for children enrolled at least six months in the Broome County Early Intervention Program.
- Continue conservative fiscal management of the Children with Special Needs Programs while meeting Federal and State regulations.
- Continue to work with and utilize the preschool software program intended for billing Medicaid to maximize reimbursement of eligible services and efficiently capture data that will be useful in completing reports to assist in better program management.
- Work with the preschool software program to develop procedures to review and address denied Medicaid claims.
- Continue to develop procedures for monitoring of services provided in the Early Intervention and Preschool Special

Education Program to ensure that plans developed for each child match both their needs and their ability to participate.

- Continue to identify models and procedures which will promote efficient use of providers' time as well as maximizing desired results for children and families.
- Work with New York State BEI and regional/local agencies to determine the impact of Health Homes for Children and respond accordingly.

2018 Budget Highlights

- Continue to identify vulnerable families and implement areas of collaboration with Department of Social Services and other human service providers to prevent child abuse/neglect.
- Continue to pursue contracts with managed care organizations to maximize resources by billing for licensed home care agency services.
- Continue to develop better infrastructure to supplement operating budget costs with third party insurance revenue, state aid and grant funding.
- Continue to assist families in ascertaining community resources to meet their health care needs, through referrals and linkages with community agencies.
- Use local data to expand resources and motivate action toward elimination of lead poisoning in collaboration with the Environmental Health Division and more community agencies.
- The New York State Department of Health does not have a target date for system reports in NYEIS will be fully operational. The Bureau of Early Intervention has been routinely providing reports not currently available in NYEIS to municipalities to improve the ability to meet federal and state performance standards.
- The New York State Early Intervention State Fiscal Agent continues to work to maximize insurance payments for covered

services in the Early Intervention Program. Third party insurance coverage of services in the Early Intervention Program remains marginal, with Medicaid and Escrow funds bearing most of the costs.

- Ongoing and increasing requirements of children with disabilities and developmental delays will continue to challenge the department to find resources to meet their needs. As the national incidence of young children diagnosed as having Autism rises, the increase is beginning to be seen at the local level as well. This will continue to present a challenge to identify appropriate services that will adequately support them and meet their needs.

Health 25060004
Maternal Child Health and Development

<u>Title of Position</u>	<u>Grade/Unit</u>	2016 <u>Actuals</u>	As of	2018 <u>Requested</u>	2018 <u>Recommended</u>	2018 <u>Adopted</u>
			7/5/2017 Current <u>Authorized</u>			
<u>Full-Time Positions</u>						
Public Health Nurse	17 CSEA	3	3	3	3	3
Preschool Special Education Program Coord.	17 CSEA	1	1	1	1	1
Early Intervention Service Coordinator*	16 CSEA	6	6	6	6	6
Secretary**	13 CSEA	1	0	0	0	0
Health Information Technician	11 CSEA	1	1	1	1	1
Total Full-Time Positions		12	11	11	11	11
<u>Part-Time Positions</u>						
Director of Children w/Spec. Needs Program	C Admin	1	1	1	1	1
Dir of Maternal Child Health & Development	C Admin	1	1	1	1	1
Supervising Public Health Nurse	20 BAPA	1	1	1	1	1
Children w/Spec. Needs Program Supervisor	20 BAPA	1	1	1	1	1
Public Health Nurse	17 CSEA	2	2	2	2	2
Secretary	13 CSEA	1	1	1	1	1
Keyboard Specialist***	8 CSEA	2	2	2	2	2
Health Program Specialist	8 CSEA	1	1	1	1	1
Total Part-Time Positions		10	10	10	10	10
Total Positions		22	21	21	21	21

* One position unfunded since 2012

**One position unfunded since 2013, abolished in 2017

***One .4 FTE position unfunded in 2018

REPORT:BP033

BROOME COUNTY GOVERNMENT
REVENUE AND APPROPRIATION SUMMARY
BY DEPARTMENT AND DIVISION

FUND: 1010 General Operating

DEPT: 25000000 Health

DIV: 06 Health-Maternal Child Health & Dev

Account	2016 Actuals	2017 Budget	2017 YTD Actuals As of 11/03/17	2018 Budget Requested	2018 Budget Recommended	2018 Budget Adopted
0000002 Departmental Income						
5000112 STUDENT TUITION, PT DAY	1,570	2,140	1,100	1,800	1,800	1,800
5000118 FEES FOR SERVICES	1,142,774	1,032,016	935,969	1,075,045	1,075,045	1,075,045
5000331 CHARGEBACK TO GRANTS	15,080	0	0	0	0	0
5000333 OTHER DEPARTMENTAL CHARGEBACK	136,293	132,488	97,295	134,128	134,128	134,128
5000335 COPIER CHARGEBEACK	3,788	3,771	3,428	3,771	3,771	3,771
5000426 MISCELLANEOUS	101	0	60	0	0	0
5000428 OTHER CHARGES	47,303	0	21,594	0	0	0
0000002 Departmental Income Totals	1,346,909	1,170,415	1,059,446	1,214,744	1,214,744	1,214,744
0000006 Sale of Prop and Comp for Loss						
5000518 SALE OF EQUIPMENT	1,189	0	0	0	0	0
0000006 Sale of Prop and Comp for Loss Totals	1,189	0	0	0	0	0
0000007 Misc Interfund Revenues						
5000530 REFUNDS OF PRIOR YEARS EXPENDI	5,784	0	1,327	0	0	0
0000007 Misc Interfund Revenues Totals	5,784	0	1,327	0	0	0
0000008 State Aid						
5000808 OTHER STATE AID	300,744	316,464	313,664	296,594	296,594	296,594
5000811 EDUCATION-HANDICAPPED CHILDREN	3,025,457	3,273,557	3,228,820	3,329,685	3,329,685	3,329,685
5000821 PUBLIC HEALTH WORK	213,744	208,406	139,911	201,168	201,132	201,132
0000008 State Aid Totals	3,539,945	3,798,427	3,682,395	3,827,447	3,827,411	3,827,411
Rev Total for Div: 2506	4,893,827	4,968,842	4,743,168	5,042,191	5,042,155	5,042,155

0000010 Personnel Service

6001000 SALARIES FULL-TIME	425,273	445,950	327,739	448,101	448,101	448,101
6001001 SALARIES PART-TIME	265,064	273,864	214,947	280,059	280,059	280,059
6001002 SALARIES TEMPORARY	85,725	59,166	55,525	60,501	60,501	60,501
6001003 SALARIES OVERTIME	5,330	3,241	4,319	3,242	3,242	3,242

BROOME COUNTY GOVERNMENT
 REVENUE AND APPROPRIATION SUMMARY
 BY DEPARTMENT AND DIVISION

FUND: 1010 General Operating
 DEPT: 25000000 Health
 DIV: 06 Health-Maternal Child Health & Dev

Account	2016 Actuals	2017 Budget	2017 YTD Actuals As of 11/03/17	2018 Budget Requested	2018 Budget Recommended	2018 Budget Adopted
0000010 Personnel Service Totals	781,392	782,221	602,530	791,903	791,903	791,903
0000040 Contractual Expenditures						
6004010 BOOKS AND SUBSCRIPTIONS	0	110	77	80	80	80
6004012 OFFICE SUPPLIES	3,101	3,900	2,375	3,500	3,500	3,500
6004045 TRAINING AND EDUCATIONAL SUPPL	1,638	1,500	0	1,650	1,650	1,650
6004060 NURSING SUPPLIES	515	1,400	0	1,400	1,400	1,400
6004062 MEDICAL LAB & CLINIC SUPPLIES	5,174	0	0	0	0	0
6004100 POSTAGE AND FREIGHT	66	150	72	100	100	100
6004105 DUES AND MEMBERSHIPS	126	390	284	230	230	230
6004146 SUBCONTRACTED PROGRAM EXPENSE	854,016	833,763	639,480	872,220	872,220	872,220
6004149 CASE ADMINISTRATION	52,796	63,175	21,284	46,618	46,618	46,618
6004160 MILEAGE AND PARKING-LOCAL	12,298	14,000	8,717	15,060	14,060	14,060
6004161 TRAVEL HOTEL AND MEALS	162	0	14	200	200	200
6004162 EDUCATION AND TRAINING	40	380	75	275	275	275
6004164 NON-EMPLOYEE TRAVEL HOTEL & ME	12,879	6,534	11,295	15,964	15,964	15,964
6004169 DAY TRIP MEAL REIMBURSEMENT	40	0	0	0	0	0
6004196 COPYING MACHINE RENTALS	1,822	3,500	2,790	3,348	3,348	3,348
6004405 REHAB AND THERAPY SERVICES	1,571,304	1,942,993	1,278,077	1,603,482	1,603,482	1,603,482
6004413 OTHER HEALTH AND MEDICAL SERVI	377,312	301,807	224,555	359,104	359,104	359,104
6004571 EDUCATION OF HANDICAPPED CHILD	3,487,700	3,537,965	2,368,871	3,813,211	3,813,211	3,813,211
6004573 OTHER FEES FOR SERVICES	60,364	42,000	13,865	43,705	43,705	43,705
6004574 CLASSROOM AIDES	273,711	262,379	242,444	279,105	279,105	279,105
0000040 Contractual Expenditures Totals	6,715,064	7,015,946	4,814,275	7,059,252	7,058,252	7,058,252
0000041 Chargeback Expenses						
6004606 TELEPHONE BILLING ACCOUNT	9,004	8,849	6,637	9,073	9,073	9,073
6004609 DATA PROCESSING CHARGEBACKS	91,228	128,736	77,446	108,146	108,146	108,146
6004614 OTHER CHARGEBACK EXPENSES	1,588	1,136	836	1,495	1,495	1,495
6004615 GASOLINE CHARGEBACK	72	115	172	139	139	139
6004616 FLEET SERVICE CHARGEBACK	222	379	567	426	426	426
6004617 DUPLICATING/PRINTING CHARGEBAC	6,544	7,047	5,474	6,544	6,544	6,544
6004618 OFFICE SUPPLIES CHARGEBACK	4,423	3,709	3,152	4,423	4,423	4,423
0000041 Chargeback Expenses Totals	113,081	149,971	94,284	130,246	130,246	130,246
0000060 Principal on Indebtedness						
6006008 PRINCIPAL ON CAPITAL LEASE	1,525	0	0	0	0	0

REPORT:BP033

BROOME COUNTY GOVERNMENT
REVENUE AND APPROPRIATION SUMMARY
BY DEPARTMENT AND DIVISION

FUND: 1010 General Operating

DEPT: 25000000 Health

DIV: 06 Health-Maternal Child Health & Dev

Account	2016 Actuals	2017 Budget	2017 YTD Actuals As of 11/03/17	2018 Budget Requested	2018 Budget Recommended	2018 Budget Adopted
0000060 Principal on Indebtedness Totals	1,525	0	0	0	0	0
0000070 Interest on Indebtedness						
6007005 INTEREST ON CAPITAL LEASE	2	0	0	0	0	0
0000070 Interest on Indebtedness Totals	2	0	0	0	0	0
0000080 Employee Benefits						
6008001 STATE RETIREMENT	125,380	116,422	92,595	120,406	120,406	120,406
6008002 SOCIAL SECURITY	55,834	59,844	42,944	59,710	59,710	59,710
6008004 WORKERS COMPENSATION	11,796	11,681	7,978	8,546	8,546	8,546
6008006 LIFE INSURANCE	256	351	199	315	315	315
6008007 HEALTH INSURANCE	172,168	189,070	140,220	186,058	186,058	186,058
6008009 RETIREE HEALTH INSURANCE	103,069	111,001	84,170	125,800	125,800	125,800
6008010 DISABILITY INSURANCE	1,088	1,218	947	1,234	1,234	1,234
6008011 UNEMPLOYMENT INSURANCE	4,250	0	0	0	0	0
0000080 Employee Benefits Totals	473,841	489,587	369,053	502,069	502,069	502,069
Exp Total for Div: 2506	8,084,905	8,437,725	5,880,142	8,483,470	8,482,470	8,482,470
Total for Div: 25000000	-3,191,078	-3,468,883	-1,136,974	-3,441,279	-3,440,315	-3,440,315

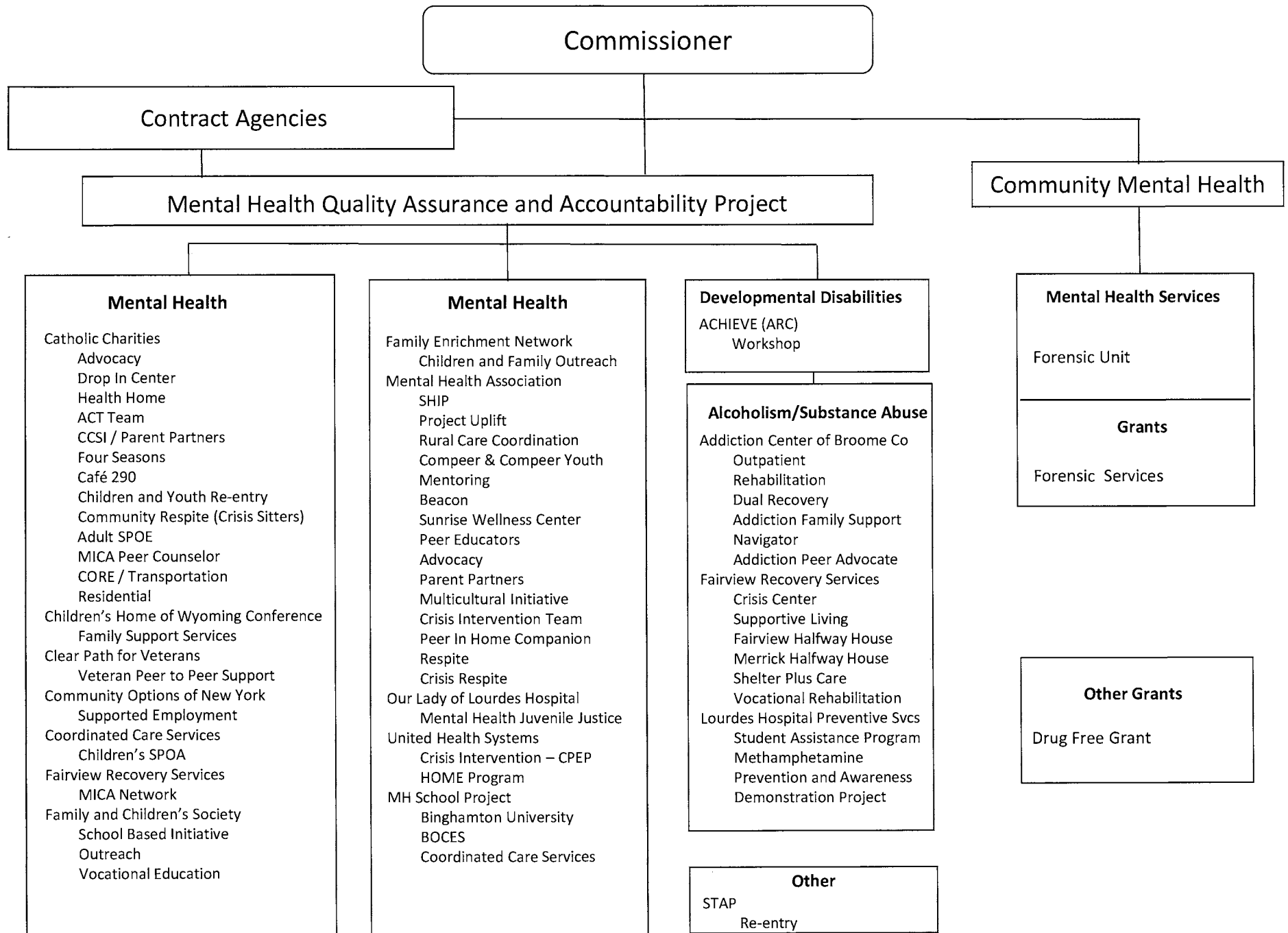
REPORT:BP033

BROOME COUNTY GOVERNMENT
 REVENUE AND APPROPRIATION SUMMARY
 BY DEPARTMENT AND DIVISION

FUND: 1010 General Operating
 DEPT: 25000000 Health
 DIV: 07

Account	2016 Actuals	2017 Budget	2017 YTD Actuals As of 11/03/17	2018 Budget Requested	2018 Budget Recommended	2018 Budget Adopted
0000008 State Aid						
5000841 STATE AID - FAMILY & CHILDREN'	45,586	0	0	0	0	0
0000008 State Aid Totals	45,586	0	0	0	0	0
0000009 Federal Aid						
5000912 HEALTH DEPT - FEDERAL	2,529,899	0	0	0	0	0
0000009 Federal Aid Totals	2,529,899	0	0	0	0	0
Rev Total for Div: 2507	2,575,485	0	0	0	0	0
0000040 Contractual Expenditures						
6004308 TANF	2,575,485	0	0	0	0	0
0000040 Contractual Expenditures Totals	2,575,485	0	0	0	0	0
Exp Total for Div: 2507	2,575,485	0	0	0	0	0
Total for Div: 25000000	0	0	0	0	0	0
Total for Dept: 25000000	-6,233,124	-6,781,435	-3,166,990	-6,663,124	-6,654,963	-6,654,963

MENTAL HEALTH



Mental Health Mental Health Services

Mission Statement

To plan, organize, and oversee a comprehensive continuum of care for consumers of public mental hygiene services in Broome County. This continuum of care will provide for the health and safety of Broome County citizens.

Vision

Planning: Broome County Mental Health Department will engage in a participatory planning process to develop mental hygiene services in Broome County. The planning process will include government officials, providers, community representatives, and recipients or their families.

Accountability: The department will assure that state and/or local oversight mechanisms are in place to assure that services are delivered in a responsible and efficient manner.

Coordination: The department will assure that all mental hygiene service providers in Broome County will coordinate and collaborate for the delivery of services that are responsive to the needs of culturally diverse population of recipients.

County Operations: The department's primary role is to facilitate and oversee the continuum of mental hygiene services in Broome County.

Over the last decade the role of this department has changed. The department had been a service provider only. It now has a significant role in contract management for services provided by not-for profit agencies.

Description

The Mental Health Commissioner/Local Government Unit (LGU) is mandated to plan, develop, coordinate and evaluate all local services for the three disabilities encompassed by Mental Hygiene (OMH, OPWDD, and OASAS). This requires interaction on the state level with three separate agencies: Office of Mental Health (OMH), Office of People with Developmental Disabilities (OPWDD), and the Office of Alcoholism and Substance Abuse Services (OASAS). Funding from these agencies, the county, and other sources are managed to enable the Mental Health Department and other agencies to provide necessary services. Interaction, coordination and collaboration are also required with diverse public and private organizations that receive contracts, funding, and/or provide services in the Broome County community.

The Mental Health Department oversees a \$22 million system of care.

The Forensic Unit performs court-ordered mental health evaluations as mandated under New York State Mental Hygiene Law. The Unit completes 9.45 emergency police transport assessments and orders. It conducts New York State Safe Act mandated local reviews. The staff also works with seriously mentally ill individuals released from correctional facilities to transition to appropriate community services. The Unit is responsible for initiating and following all court ordered outpatient mental health treatment clients.

2018 Objectives

- Focus on the safety of those clients we serve and the employees serving them, as well as the safety of county residents.
- Focus on achieving measurable improvements by implementing continuous quality enhancements.

2018 Budget Highlights

Mental Health recognizes a slight cut in County Support despite a 13% increase in personnel costs and a 3% increase in retiree health costs.

Mental Health 26000004

<u>Title of Position</u>	<u>Grade/Unit</u>	<u>2016 Actuals</u>	<u>As of 7/5/17 Current Authorized</u>	<u>2018 Requested</u>	<u>2018 Recommended</u>	<u>2018 Adopted</u>
<u>Full-Time Positions</u>						
Commissioner of Comm. Mental Health Svcs	I Admin	1	1	1	1	1
Deputy Commissioner of Comm. Mental Hlth Svcs *	G Admin	1	0	0	0	0
Mental Health Program Coordinator (40)	23 BAPA	1	1	1	1	1
Keyboard Specialist	8 CSEA	1	1	1	1	1
Total Full-Time Positions		4	3	3	3	3
<u>Part-Time Positions</u>						
None		0	0	0	0	0
Total Part-Time Positions		0	0	0	0	0
Total Positions		4	3	3	3	3

* One position unfunded in 2016, abolished in 2017

REPORT:BP032

BROOME COUNTY GOVERNMENT
REVENUE AND APPROPRIATION SUMMARY BY DEPARTMENT

FUND: 1010 General Operating

DEPT: 26000000 Mental Health

Account	2016 Actuals	2017 Budget	2017 YTD Actuals As of 11/03/17	2018 Budget Requested	2018 Budget Recommended	2018 Budget Adopted
0000002 Departmental Income						
5000120 MENTAL HEALTH FEES	348	0	1,154	584	584	584
5000333 OTHER DEPARTMENTAL CHARGEBACK	62,787	77,875	35,670	65,238	65,238	65,238
5000426 MISCELLANEOUS	3,548	4,798	41,221	10,101	10,101	10,101
0000002 Departmental Income Total	66,683	82,673	78,045	75,923	75,923	75,923
0000007 Misc Interfund Revenues						
5000545 CREDIT CARD REBATES	16	0	4	0	0	0
0000007 Misc Interfund Revenues Total	16	0	4	0	0	0
0000008 State Aid						
5000827 MENTAL HEALTH ADMINISTRATION	240,525	159,497	102,969	129,100	129,100	129,100
0000008 State Aid Total	240,525	159,497	102,969	129,100	129,100	129,100
0000009 Federal Aid						
5000916 FEDERAL AID - MENTAL HEALTH CL	0	40,000	-28,804	80,000	80,000	80,000
0000009 Federal Aid Total	0	40,000	-28,804	80,000	80,000	80,000
Rev Totals for Dept: 26000000	307,224	282,170	152,214	285,023	285,023	285,023
0000010 Personnel Service						
6001000 SALARIES FULL-TIME	119,747	125,015	95,756	129,252	129,252	129,252
6001001 SALARIES PART-TIME	-58	0	410	0	0	0
0000010 Personnel Service Totals	119,689	125,015	96,166	129,252	129,252	129,252
0000040 Contractual Expenditures						
6004010 BOOKS AND SUBSCRIPTIONS	423	1,133	165	1,133	533	533
6004012 OFFICE SUPPLIES	2,275	5,000	1,584	5,000	3,000	3,000
6004021 BLDG MAINTENANCE SUPPLIES	20	150	0	150	150	150

BROOME COUNTY GOVERNMENT
 REVENUE AND APPROPRIATION SUMMARY BY DEPARTMENT

FUND: 1010 General Operating
 DEPT: 26000000 Mental Health

Account	2016 Actuals	2017 Budget	2017 YTD Actuals As of 11/03/17	2018 Budget Requested	2018 Budget Recommended	2018 Budget Adopted
6004030 FOOD AND BEVERAGES	0	250	0	250	250	250
6004046 GAS OIL GREASE AND DIESEL FUEL	0	150	0	150	150	150
6004048 MISC OPERATIONAL SUPPLIES	0	500	0	500	500	500
6004056 COMPUTER EQUIPMENT (NON CAPITAL	0	3,197	194	3,197	3,197	3,197
6004100 POSTAGE AND FREIGHT	0	250	0	250	250	250
6004105 DUES AND MEMBERSHIPS	6,885	6,950	7,069	7,260	7,260	7,260
6004106 GENERAL OFFICE EXPENSES	99	1,000	99	1,000	500	500
6004115 ELECTRIC CURRENT	483	0	0	0	0	0
6004137 ADVERTISING AND PROMOTION EXPE	34	150	18	150	150	150
6004138 OTHER OPERATIONAL EXPENSES	-45	0	0	0	0	0
6004160 MILEAGE AND PARKING-LOCAL	329	325	0	325	325	325
6004161 TRAVEL HOTEL AND MEALS	264	750	15	750	750	750
6004162 EDUCATION AND TRAINING	285	750	0	750	750	750
6004165 ADVISORY BD/TRUSTEES EXPENSES	1,240	1,080	715	1,080	1,080	1,080
6004169 DAY TRIP MEAL REIMBURSEMENT	18	0	0	0	0	0
6004196 COPYING MACHINE RENTALS	753	2,732	1,956	2,732	2,732	2,732
6004573 OTHER FEES FOR SERVICES	24,849	57,094	30,625	72,094	65,094	65,094
0000040 Contractual Expenditures Totals	37,912	81,461	42,440	96,771	86,671	86,671
0000041 Chargeback Expenses						
6004602 INSURANCE PREMIUM CHARGEBACK	5,107	6,366	4,775	4,928	4,928	4,928
6004604 DEW SECURITY CHARGEBACKS	42	0	222	228	228	228
6004605 COUNTY ATTORNEY CHARGEBACKS	21,503	30,625	4,615	30,625	30,625	30,625
6004606 TELEPHONE BILLING ACCOUNT	5,535	7,996	5,510	10,500	10,500	10,500
6004609 DATA PROCESSING CHARGEBACKS	37,184	55,158	27,579	59,153	59,153	59,153
6004610 PERSONNEL SERVICES CHARGEBACKS	3,161	3,136	2,352	3,142	3,142	3,142
6004614 OTHER CHARGEBACK EXPENSES	12	60	10	50	50	50
6004617 DUPLICATING/PRINTING CHARGEBAC	20	0	20	50	50	50
6004618 OFFICE SUPPLIES CHARGEBACK	551	4,020	325	643	643	643
6004619 BUILDING SERVICE CHARGEBACK	264	0	53	0	0	0
6004621 BUILDING AND LAND RENTAL CHARG	50,694	54,061	41,264	55,937	55,937	55,937
0000041 Chargeback Expenses Totals	124,073	161,422	86,725	165,256	165,256	165,256
0000060 Principal on Indebtedness						
6006008 PRINCIPAL ON CAPITAL LEASE	1,033	0	0	0	0	0
0000060 Principal on Indebtedness Totals	1,033	0	0	0	0	0

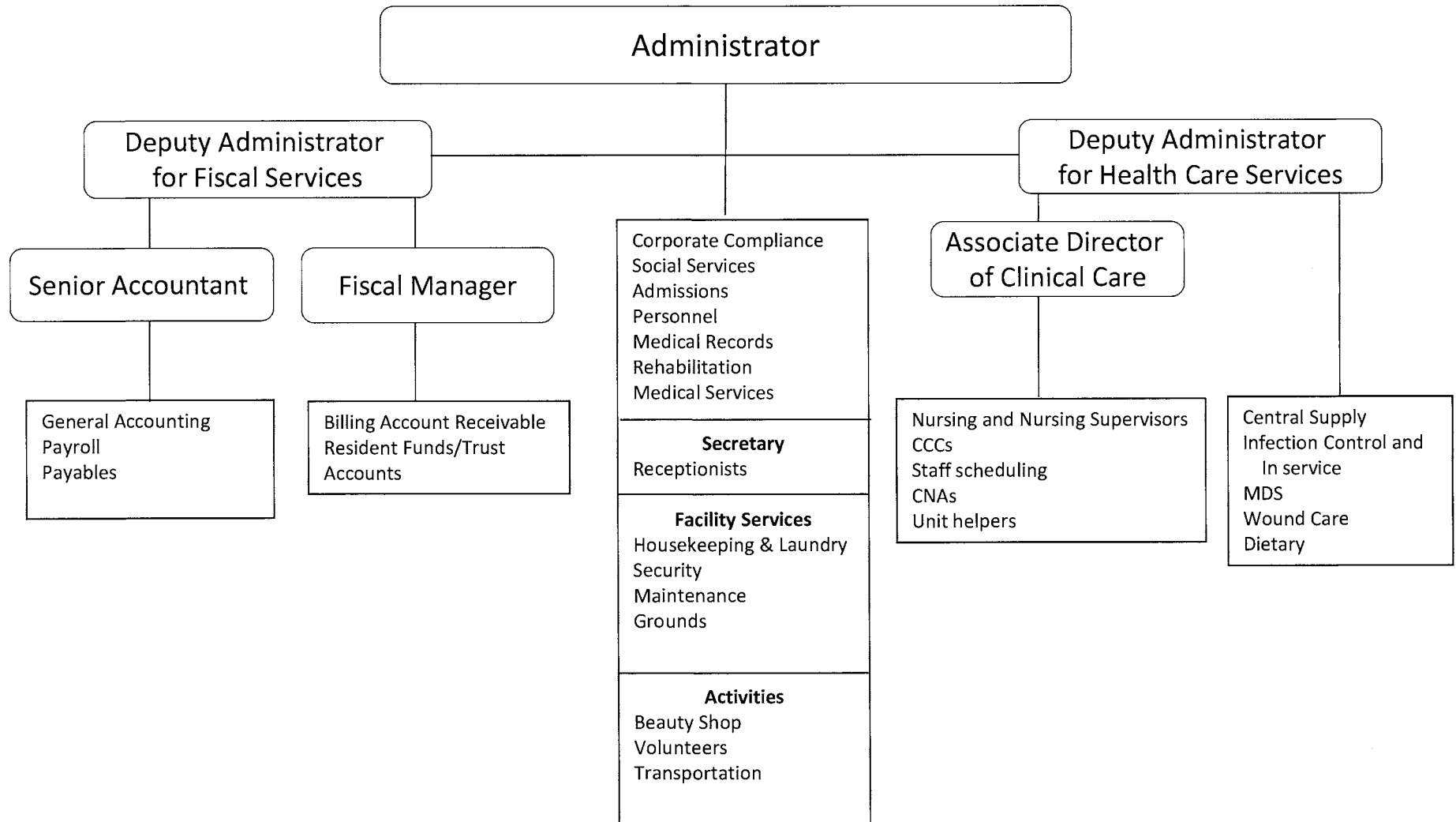
REPORT:BP032

BROOME COUNTY GOVERNMENT
REVENUE AND APPROPRIATION SUMMARY BY DEPARTMENT

FUND: 1010 General Operating
DEPT: 26000000 Mental Health

Account	2016 Actuals	2017 Budget	2017 YTD Actuals As of 11/03/17	2018 Budget Requested	2018 Budget Recommended	2018 Budget Adopted
0000070 Interest on Indebtedness						
6007005 INTEREST ON CAPITAL LEASE	599	0	0	0	0	0
0000070 Interest on Indebtedness Totals	599	0	0	0	0	0
0000080 Employee Benefits						
6008001 STATE RETIREMENT	26,039	22,228	18,539	23,292	23,292	23,292
6008002 SOCIAL SECURITY	8,942	9,564	6,961	9,888	9,888	9,888
6008004 WORKERS COMPENSATION	33,792	38,561	27,711	41,903	41,903	41,903
6008006 LIFE INSURANCE	33	45	26	33	33	33
6008007 HEALTH INSURANCE	9,893	9,390	19,633	25,722	25,722	25,722
6008009 RETIREE HEALTH INSURANCE	398,887	417,870	273,279	405,776	405,776	405,776
6008010 DISABILITY INSURANCE	78	87	64	88	88	88
6008013 HEALTH INS - RETIRE INCENTIVE	20,714	0	0	0	0	0
0000080 Employee Benefits Totals	498,378	497,745	346,213	506,702	506,702	506,702
0000090 Transfers						
6009002 TRANSFER TO GRANT FUND	355,089	393,475	236,475	332,935	332,935	332,935
0000090 Transfers Totals	355,089	393,475	236,475	332,935	332,935	332,935
Exp Totals for Dept: 26000000	1,136,773	1,259,118	808,019	1,230,916	1,220,816	1,220,816
Total for Dept: 26000000	-829,549	-976,948	-655,805	-945,893	-935,793	-935,793

Willow Point Nursing Home



Willow Point Rehabilitation and Nursing Center

Mission Statement

It is the mission of the Willow Point Rehabilitation and Nursing Center (WPRNC) to serve the elderly and disabled individuals of Broome County that need skilled nursing care and/or short-term rehabilitation. This includes a comprehensive interdisciplinary approach to care planning with emphasis on quality of life, preservation of dignity and independence for the residents. The team at WPRNC is committed to meeting the physical, emotional, social and spiritual needs of the residents.

Description

Broome County's Willow Point Rehabilitation and Nursing Center has provided skilled nursing care since 1969.

WPRNC is licensed to care for up to 300 residents. The facility is made up of three separate buildings that are connected on at least one level. The *South Building* was built in 1969, which includes three floors, each with single, and double bedrooms. The *North Building* built in 1971, contains two floors with a mix of single and double bedrooms. In 2016 the first floor became home to the new rehabilitation unit composed of 39 single beds. This included a new gym with upgraded equipment to enhance the rehabilitation experience. The newest building, *West Wing* was built in 1988. The *West Wing* is comprised of a 43-bed secure nursing unit for Alzheimer's and dementia care of residents who are also at risk for wandering unsafely. One floor is designated primarily for sub-acute care or short-term rehabilitation services. The rest of the facility provides a variety of skilled nursing care services.

Federal and State regulations dictate the standards required to operate a skilled nursing facility. The New York State Department of Health (NYSDOH) is the licensing and lead oversight entity that is responsible for ensuring regulatory compliance. NYSDOH conducts routine, unannounced inspections and complaint investigations. WPRNC is required to meet all standards or pay penalties, fines and potentially disqualification from the Medicare and Medicaid programs (the primary payment sources). As a government-sponsored facility, there are additional requirements that must be met. For example, State Civil Service employment, Broome County purchasing processes and cash-based accounting rules

The Administrator relies on the other Administration and general staff to meet the regulations. The Personnel Coordinator is responsible for employee hiring, corrective actions, and discharges.

The Fiscal Department is divided into four supervised areas: Payroll, Accounts Receivable and Resident Banking, Accounts Payable and Budget, General Ledger Accounting and Cost Reporting. Each area has specifically assigned support staff.

The Administration umbrella also encompasses several other areas of the facility including the Admissions department, Barber and Beauty Services, the Medical Director's office, Health Information Management department, Therapeutic Recreation (Activities) and Volunteers.

2018 Objectives

The primary objective for WPRNC is to provide the best possible resident care in a cost-effective manner. Everything that Willow Point does for our nursing home residents must strive to meet this goal.

- Continue to develop and coach the leadership team and focus on attracting and retaining talent that consistently exceed expectations in resident care.
- Decrease re-hospitalization rates by utilizing internal resources and knowledge to provide care prior to hospitalization becoming necessary.
- While it is impossible to eliminate DOH complaints and findings, it is necessary to implement processes to improve documentation and processes.
- Increasing staffing to appropriate levels will provide support in all areas of the skilled nursing facility.

2018 Budget Highlights

The 2018 objectives were applied in making budget decisions. Several changes were made to revenues and expenses to reflect a realistic proposed budget.

Revenue

- Revenue projections reflect a 96% occupancy level. Decreasing the re - hospitalization rate will improve the confidence that the local hospitals have in our abilities to meet the needs of long and short-term residents.
- Medicare rates were based on 2017 historical experience. Medicaid rates were increased to reflect changes in the case mix acuity of the residents.
- July 2017 Medicare, Medicaid, and private pay resident percentages were applied to the 2018 occupancy rate to come up with the revenue amounts.
- All other revenue amounts are based on historical information.

- The Intergovernmental Transfer Program (IGT) that benefits County Nursing Homes is under review for 2018 participation. While this may change, the proposed budget reflects the anticipation that the county will be able to match IGT.

Expenses

- Expenses reflect the continuing challenge of providing quality resident care and services in facility with increasing infrastructure needs.
- There are no proposed layoffs. Every vacant position continues to be evaluated before hiring to seek improving efficiencies and reducing expenses.

Willow Point Nursing Home/Administration & General
 27010104 27010304 27010504 27010604

<u>Title of Position</u>	<u>Grade/Unit</u>	As of				
		2016 Actuals	7/5/2017 Current Authorized	2018 Requested	2018 Recommended	2018 Adopted
<u>Full-Time Positions</u>						
Nursing Home Administrator	O Admin	1	1	1	1	1
Deputy NH Administrator-Fiscal Services	F Admin	1	1	1	1	1
Personnel Coordinator/Corporate Compliance	20 Admin	0	1	1	1	1
Personnel Coordinator/Corporate Compliance	19 Admin	1	0	0	0	0
Personnel Clerk	9 Admin	1	1	1	1	1
Senior Accountant	18 BAPA	1	1	1	1	1
Fiscal Manager	17 BAPA	1	1	1	1	1
Health Information Administrator	14 BAPA	1	1	1	1	1
Accountant (County)	16 CSEA	2	2	2	2	2
Admission Coordinator	22 CSEA	0	1	1	1	1
Admission Coordinator	16 CSEA	1	0	0	0	0
Senior RPN (RN-Admissions)	22 CSEA	0	1	1	1	1
Senior RPN (RN-Admissions)	16 CSEA	1	0	0	0	0
RPN NH - Admissions	21 CSEA	0	1	1	1	1
RPN NH - Admissions	14 CSEA	1	0	0	0	0
Secretary	13 CSEA	1	1	1	1	1
Senior Billing Specialist	13 CSEA	1	1	1	1	1
Health Information Technician	11 CSEA	2	2	2	2	2
Program Assistant	10 CSEA	1	1	1	1	1
Senior Account Clerk	9 CSEA	2	2	2	2	2
Billing Specialist	9 CSEA	2	2	2	2	2
Account Clerk	7 CSEA	2	2	2	2	2
Clerk*	6 CSEA	5	5	5	5	5
Total Full-Time Positions		28	28	28	28	28
<u>Part-Time Positions</u>						
Account Clerk Typist**	7 CSEA	1	1	0	0	0
Clerk	6 CSEA	4	4	4	4	4
Total Part-Time Positions		5	5	4	4	4
Total Positions		33	33	32	32	32

* Four positions transferred from Nursing in 2016

**One position abolished in 2018

BROOME COUNTY GOVERNMENT
 REVENUE AND APPROPRIATION SUMMARY
 BY DEPARTMENT AND DIVISION

FUND: 2050 WPNH Operating
 DEPT: 27000000 Willow Point
 DIV: 01 Willow Point-Admin & General

Account	2016 Actuals	2017 Budget	2017 YTD Actuals As of 11/03/17	2018 Budget Requested	2018 Budget Recommended	2018 Budget Adopted
27000000 Willow Point						
0000002 Departmental Income						
5000105 XEROX MACHINE	142	200	1,646	200	200	200
5000109 CABLE TV	-25	0	0	0	0	0
5000125 MEDICARE PART B	571,909	292,500	431,084	390,000	390,000	390,000
5000179 CHARGES FOR SERVICES	0	0	2,053,862	0	0	0
5000206 CHARGES FOR SERVICES	0	0	16,325	0	0	0
5000210 SNF MEDICARE	3,350,293	4,785,818	2,604,470	5,305,595	5,305,595	5,305,595
5000212 SNF PRIVATE	3,767,951	3,908,801	2,881,151	3,797,011	3,797,011	3,797,011
5000218 SNF NAMT-PATIENT SHARE	2,823,316	3,264,000	1,736,882	3,264,000	3,264,000	3,264,000
5000238 COMMERCIAL INSURANCE	570,573	1,133,916	306,822	1,148,118	1,148,118	1,148,118
5000426 MISCELLANEOUS	115,310	387,077	85,152	337,077	337,077	337,077
5000428 OTHER CHARGES	1,108	0	719	0	0	0
5000431 MISCELLANEOUS	20,869	0	-17	215,325	215,325	215,325
0000002 Departmental Income Totals	11,221,446	13,772,312	10,118,096	14,457,326	14,457,326	14,457,326
0000003 Use of Money						
5000451 INTEREST AND EARNINGS	1,846	1,700	14,239	2,000	2,000	2,000
5000470 VENDING MACHINE	2,668	1,800	1,879	1,800	1,800	1,800
0000003 Use of Money Totals	4,514	3,500	16,118	3,800	3,800	3,800
0000007 Misc Interfund Revenues						
5000530 REFUNDS OF PRIOR YEARS EXPENDI	7	0	0	0	0	0
5000533 UNCLASSIFIED REVENUES	150	0	0	0	0	0
5000534 TRANSFER FROM INSURANCE RESERV	56,385	1,041	1,640	0	0	0
5000545 CREDIT CARD REBATES	1,447	250	789	500	500	500
5000546 Trust Account Inflows	298	0	0	0	0	0
5000570 EARNINGS ON TEMPORARY INVESTME	448	0	0	0	0	0
0000007 Misc Interfund Revenues Totals	58,735	1,291	2,429	500	500	500
0000009 Federal Aid						
5000949 SNF MEDICAID - FEDERAL	16,325,090	13,876,742	11,930,983	13,873,973	13,873,973	13,873,973
0000009 Federal Aid Totals	16,325,090	13,876,742	11,930,983	13,873,973	13,873,973	13,873,973
Rev Total for Div: 2701	27,609,785	27,653,845	22,067,626	28,335,599	28,335,599	28,335,599

REPORT:BP033

BROOME COUNTY GOVERNMENT
REVENUE AND APPROPRIATION SUMMARY
BY DEPARTMENT AND DIVISION

FUND: 2050 WPNH Operating
DEPT: 27000000 Willow Point
DIV: 01 Willow Point-Admin & General

Account	2016 Actuals	2017 Budget	2017 YTD Actuals As of 11/03/17	2018 Budget Requested	2018 Budget Recommended	2018 Budget Adopted
0000010 Personnel Service						
6001000 SALARIES FULL-TIME	914,965	1,240,813	891,660	1,264,392	1,264,392	1,264,392
6001001 SALARIES PART-TIME	52,576	64,341	43,871	43,864	43,864	43,864
6001002 SALARIES TEMPORARY	1,134	0	0	0	0	0
6001003 SALARIES OVERTIME	15,739	48,787	40,007	48,093	48,093	48,093
6001012 HOLIDAY OVERTIME PAY	691	2,390	402	3,156	3,156	3,156
0000010 Personnel Service Totals	985,105	1,356,331	975,940	1,359,505	1,359,505	1,359,505
0000020 Equipment and Capital Outlay						
6002400 OFFICE MACHINES	0	400	0	0	0	0
6002401 OFFICE FURNITURE	0	1,137	620	1,379	1,379	1,379
6002703 OTHER INSTITUTIONAL EQUIPMENT	0	600	0	600	600	600
6002709 OTHER OPERATIONAL EQUIPMENT	0	758	0	0	0	0
0000020 Equipment and Capital Outlay Totals	0	2,895	620	1,979	1,979	1,979
0000040 Contractual Expenditures						
6004010 BOOKS AND SUBSCRIPTIONS	540	620	475	680	680	680
6004012 OFFICE SUPPLIES	8,768	10,665	5,783	9,915	9,915	9,915
6004030 FOOD AND BEVERAGES	196	250	154	350	350	350
6004048 MISC OPERATIONAL SUPPLIES	2,311	2,250	1,186	2,040	2,040	2,040
6004053 RECREATIONAL AND ACTIVITY SUPP	1,311	3,100	796	2,800	2,800	2,800
6004055 COMPUTER SOFTWARE AND SUPPLIES	38	0	0	0	0	0
6004100 POSTAGE AND FREIGHT	91	150	46	150	150	150
6004101 TELEPHONE	31	0	0	0	0	0
6004105 DUES AND MEMBERSHIPS	21,747	32,965	21,670	26,730	26,730	26,730
6004106 GENERAL OFFICE EXPENSES	58,832	1,200	10,783	1,500	1,500	1,500
6004126 RECREATIONAL AND ACTIVITY EXPE	9,257	2,400	2,332	2,000	2,000	2,000
6004137 ADVERTISING AND PROMOTION EXPE	15,266	10,000	4,510	13,450	13,450	13,450
6004139 Trust Account Outflows	210	0	0	0	0	0
6004160 MILEAGE AND PARKING-LOCAL	3,478	4,025	2,007	4,000	4,000	4,000
6004161 TRAVEL HOTEL AND MEALS	2,573	5,050	2,179	4,750	2,750	2,750
6004162 EDUCATION AND TRAINING	2,232	8,700	6,642	5,798	5,798	5,798
6004168 OTHER PERSONNEL EXPENSES	150	360	353	800	800	800
6004196 COPYING MACHINE RENTALS	9,153	9,339	10,419	8,064	8,064	8,064
6004200 PROPERTY LOSS	4,875	125	0	0	0	0

BROOME COUNTY GOVERNMENT
 REVENUE AND APPROPRIATION SUMMARY
 BY DEPARTMENT AND DIVISION

FUND: 2050 WPNH Operating
 DEPT: 27000000 Willow Point
 DIV: 01 Willow Point-Admin & General

Account	2016 Actuals	2017 Budget	2017 YTD Actuals As of 11/03/17	2018 Budget Requested	2018 Budget Recommended	2018 Budget Adopted
6004203 INSURANCE CLAIMS	51,510	916	1,515	0	0	0
6004255 CONTRACTED SERVICES	0	0	71,000	0	0	0
6004256 SERVICES	2,881	0	1,365	0	0	0
6004411 PHYSICIAN SERVICES	41,777	70,000	43,333	65,000	65,000	65,000
6004500 ACCTG AND COST ALLOCATION SERV	1,500	3,000	1,500	3,000	3,000	3,000
6004504 OTHER FINANCIAL SERVICES	70,695	100,800	48,937	85,800	80,000	80,000
6004537 INVESTIGATIONS EXPENSES	9,543	11,016	8,788	9,660	9,660	9,660
6004573 OTHER FEES FOR SERVICES	19,181	31,000	13,653	31,000	31,000	31,000
6004580 BAD DEBT EXPENSE	1,247,515	0	0	0	0	0
6004592 STATE REVENUE REFUND	1,392,696	1,397,072	1,102,730	1,569,998	1,569,998	1,569,998
6004594 LOSS ON DISPOSITION OF ASSETS	130	0	0	0	0	0
0000040 Contractual Expenditures Totals	2,978,487	1,705,003	1,362,156	1,847,485	1,839,685	1,839,685
0000041 Chargeback Expenses						
6004601 INDIRECT COSTS	613,818	590,606	0	583,173	583,173	583,173
6004602 INSURANCE PREMIUM CHARGEBACK	152,129	158,618	0	166,107	166,107	166,107
6004606 TELEPHONE BILLING ACCOUNT	37,922	58,888	33,840	43,542	43,542	43,542
6004609 DATA PROCESSING CHARGEBACKS	363,335	539,983	266,314	582,105	582,105	582,105
6004610 PERSONNEL SERVICES CHARGEBACKS	31,559	32,734	17,250	0	0	0
6004614 OTHER CHARGEBACK EXPENSES	27,151	38,242	25,729	27,703	27,703	27,703
6004617 DUPLICATING/PRINTING CHARGEBACK	7,442	11,633	8,926	9,896	9,896	9,896
6004618 OFFICE SUPPLIES CHARGEBACK	7,919	9,179	5,366	9,343	9,343	9,343
0000041 Chargeback Expenses Totals	1,241,275	1,439,883	357,425	1,421,869	1,421,869	1,421,869
0000042 Depreciation						
6004801 DEPRECIATION - BUILDINGS	51,799	0	0	0	0	0
6004802 DEPRECIATION - BLDG IMPROVEMEN	336,548	0	0	0	0	0
6004803 DEPRECIATION - IMPROV O/T BLDG	5,925	0	0	0	0	0
6004804 DEPRECIATION - MOTOR VEHICLES	14,850	0	0	0	0	0
6004805 DEPRECIATION - MACHINERY & EQU	170,202	0	0	0	0	0
0000042 Depreciation Totals	579,324	0	0	0	0	0
0000080 Employee Benefits						
6008001 STATE RETIREMENT	-19,503	196,881	157,332	217,599	217,599	217,599
6008002 SOCIAL SECURITY	70,599	104,990	67,760	104,769	104,769	104,769
6008004 WORKERS COMPENSATION	11,274	10,168	5,745	10,454	10,454	10,454
6008006 LIFE INSURANCE	429	450	360	450	450	450

REPORT:BP033

BROOME COUNTY GOVERNMENT
REVENUE AND APPROPRIATION SUMMARY
BY DEPARTMENT AND DIVISION

FUND: 2050 WPNH Operating
DEPT: 27000000 Willow Point
DIV: 01 Willow Point-Admin & General

Account	2016 Actuals	2017 Budget	2017 YTD Actuals As of 11/03/17	2018 Budget Requested	2018 Budget Recommended	2018 Budget Adopted
6008007 HEALTH INSURANCE	306,004	327,101	235,473	321,137	321,137	321,137
6008008 OPEB - HEALTH INSURANCE	957,900	0	0	0	0	0
6008009 RETIREE HEALTH INSURANCE	149,349	154,113	103,675	169,775	169,775	169,775
6008010 DISABILITY INSURANCE	1,682	2,001	1,516	2,024	2,024	2,024
6008011 UNEMPLOYMENT INSURANCE	0	5,995	4,034	0	0	0
6008013 HEALTH INS - RETIRE INCENTIVE	-76	0	0	0	0	0
6008015 PENSION EXPENSE	226,091	0	0	0	0	0
0000080 Employee Benefits Totals	1,703,749	801,699	575,895	826,208	826,208	826,208
Exp Total for Div: 2701	7,487,940	5,305,811	3,272,036	5,457,046	5,449,246	5,449,246
Total for Div: 27000000	20,121,845	22,348,034	18,795,590	22,878,553	22,886,353	22,886,353

Willow Point Rehabilitation & Nursing Center

Nursing

It is the mission of the nursing department to provide the highest quality nursing care for residents while recognizing that resident(s) and family are an integral component to the plan of care. We strive for a comprehensive interdisciplinary approach with emphasis on quality of care and quality of life, while assuring preservation of dignity, and independence for all residents.

Description

The Nursing Department is supervised by the Deputy Administrator for Health Care Services (DAHCS), who also serves as the Director of Nursing, a position required by NYSDOH. The DAHCS has oversight of areas where Nursing and other departments intertwine, specifically Minimum Data Set (MDS reporting), Staff Development and In-service Training, Infection Control, Wound Care, and Central Supply. The DAHCS shares Administrative On-Call duties with the Administrator.

Day-to-day supervision of the Nursing Department is handled by the Associate Director of Clinical Care (ADON). A primary duty of the ADON is the responsibility for all resident investigation(s) including follow-up and the mandated NYS Department of Health reporting for all reportable resident incidents/accidents. The ADON reviews & investigates all resident incidents and/or accidents to determine if an incident is reportable. Another primary responsibility for the ADON is the supervision of two staffing positions. These duties include but are not limited to scheduled time for nurses, CNAs, unit helpers, maintaining rotation schedules, approval of valid reasons for time off, participation in interviews, and review of nursing applicants. Evaluations and engagement in personnel issues of all nursing

staff is another area the ADON has responsibility. At least one Registered Nurse is working in the facility 8-hours every day and is also available on-call the remaining time. Each nursing unit also has a manager with 24-hour responsibility; the Clinical Care Coordinators (CCC).

The Nursing Units, under the guidance of the Deputy Administrator for Health Services, provides leadership in resident care supervised by Clinical Care Coordinators. There are seven skilled nursing units in the facility. The Alzheimer's Dementia Unit is a secure unit. Another unit is designated to meet the needs of residents who are considered subacute. The professional nursing staff, in conjunction with the attending physician, nurse practitioner, family, and all disciplines implements plans of care for each resident. Staff duties include administering medications, treatments, maintaining infection control, monitoring, and documentation relating to the care of residents, and as mandated by State and Federal Regulations.

The Nursing Department employs RNs, LPNs, CNAs and Unit Aides. RNs and LPNs complete assessments and identify signs and symptoms of illness that may affect a resident's overall health. Medication administration and treatments are completed routinely and as needed. Care is designed to restore and maintain resident abilities and functions for quality of care and ultimately, their quality of life. Certified Nursing Assistants maintain daily records which provide the nurse with necessary information about the progress of the residents. Unit Aides support the objectives of the department in providing basic services for residents. The work involves performing a variety of helper tasks to assist the nursing staff.

The Staff Development Department is responsible for the orientation and continued education program for all employees. Various community resources and consultants are used for presentation of programs.

The Alzheimer's Dementia Unit provides specialized care to those residents with dementia who are experiencing memory loss, impairment of functional abilities, and loss of other cognitive skills. The goal is to maintain each resident at his or her highest practicable level of functioning for the longest period possible.

The Infection Control Department monitors all departments for infection control compliance. The department provides an ongoing employee health program, administers resident and staff flu vaccine, administers resident pneumococcal vaccine, and administers residents, staff, and volunteer Mantoux testing program. The department also reviews the Occupational Exposure Control Program and monitors compliance, oversees the administration of Hepatitis B vaccination program, and assists the employee in education regarding Infection Control issues, while maintaining documentation compliance.

The Sub-Acute Rehabilitation Unit is intended to address residents acutely impacted by a clinical event. Whether the need for services is for extensive nursing services or for rehabilitation services provided by physical, occupational, or speech language clinical staff, comprehensive care to ensure a positive outcome is provided to all participants. It is our express ambition to manage this unit in accordance with these guidelines to ensure that every resident of the Subacute Unit receives full attention and support throughout his or her recovery period.

The budget includes nursing positions necessary to meet the care needs of the residents as required by regulation. The amount of nursing staff scheduled to work on any given day is set by a

historical standard that considers the care needs of each resident and the reimbursement/payment expected for the type of care.

2018 Objectives

- Maintain a successful Nurse aide 100-hour training program.
- Raise case mix index by 0.1 – 0.3 range.
- Improve the quality measures.
- Strive for a deficiency free survey.
- Advance the interact program to reduce the amount of emergency room transfers.
- Reduce the number of re-hospitalizations.

Willow Point Nursing Home/Nursing 27060104 27060204 27060304

<u>Title of Position</u>	<u>Grade/Unit</u>	As of 7/5/2017				
		<u>2016 Actuals</u>	<u>Current Authorized</u>	<u>2018 Requested</u>	<u>2018 Recommended</u>	<u>2018 Adopted</u>
<u>Full-Time Positions</u>						
Deputy NH Administrator-for Health Services	J Admin	1	1	1	1	1
MDS Coordinator	23 BAPA	1	1	1	1	1
Associate Director of Clinical Care	25 BAPA	1	1	1	1	1
Clinical Care Coordinator II / I	23 BAPA	7	7	7	7	7
Supervising Nurse II / I	21/22 BAPA	6	6	6	6	6
Infection Control Nurse	22 CSEA	0	1	1	1	1
Charge Nurse RPN/Sr LPN	22/16 CSEA	18	18	18	18	18
Senior LPN	16 CSEA					
Registered Professional Nurse	21 CSEA	27	27	27	27	27
RPN (WPNH)/LPN	21/15 CSEA					
Licensed Practical Nurse	15 CSEA					
Program Assistant	10 CSEA	1	1	1	1	1
Stores Clerk	10 CSEA	1	1	1	1	1
Keyboard Specialist	8 CSEA	1	1	1	1	1
Senior Clerk	8 CSEA	1	1	1	1	1
Certified Nursing Assistant/Nursing Assistant Trainee*	6 CSEA	127	127	127	127	127
Clerk	6 CSEA	1	1	1	1	1
Total Full-Time Positions		193	194	194	194	194
<u>Part-Time Positions</u>						
Supervising Nurse I / II	22/21 BAPA	5	3	3	3	3
Registered Professional Nurse(NH)	21 CSEA	33	33	33	33	33
RPN (WPNH)/LPN **	21/15 CSEA					
Licensed Practical Nurse	14 CSEA					
Unit Aide	7 CSEA	7	7	7	7	7
Certified Nursing Assistant/Nursing Assistant Trainee***	6 CSEA	41	41	41	41	41
Total Part-Time Positions		86	84	84	84	84
Total Positions		279	278	278	278	278

* Four positions unfunded since 2015, three additional positions unfunded in 2017, six additional unfunded in 2018

** Three positions unfunded in 2018

***Four positions unfunded since 2015, four additional positions unfunded in 2017

REPORT:BP033

BROOME COUNTY GOVERNMENT
REVENUE AND APPROPRIATION SUMMARY
BY DEPARTMENT AND DIVISION

FUND: 2050 WPNH Operating
DEPT: 27000000 Willow Point
DIV: 06 Willow Point-Nursing

Account	2016 Actuals	2017 Budget	2017 YTD Actuals As of 11/03/17	2018 Budget Requested	2018 Budget Recommended	2018 Budget Adopted
0000002 Departmental Income						
5000428 OTHER CHARGES	432	0	570	0	0	0
0000002 Departmental Income Totals	432	0	570	0	0	0
0000007 Misc Interfund Revenues						
5000530 REFUNDS OF PRIOR YEARS EXPENDI	3,415	0	1,145	0	0	0
0000007 Misc Interfund Revenues Totals	3,415	0	1,145	0	0	0
0000008 State Aid						
5000808 OTHER STATE AID	3,360	2,600	11,350	2,600	2,600	2,600
0000008 State Aid Totals	3,360	2,600	11,350	2,600	2,600	2,600
Rev Total for Div: 2706	7,207	2,600	13,065	2,600	2,600	2,600
0000010 Personnel Service						
6001000 SALARIES FULL-TIME	5,927,871	7,066,734	4,150,410	6,947,393	6,947,393	6,947,393
6001001 SALARIES PART-TIME	827,557	1,392,040	757,151	1,331,962	1,331,962	1,331,962
6001002 SALARIES TEMPORARY	630,686	443,554	677,911	609,169	609,169	609,169
6001003 SALARIES OVERTIME	1,171,222	168,250	1,005,812	13,907	13,907	13,907
6001004 SALARIES SHIFT DIFFERENTIAL	0	36,400	0	33,200	33,200	33,200
6001008 STAND-BY PAY	14,565	20,280	10,026	12,240	12,240	12,240
6001009 OTHER PERSONNEL SERVICES	32,081	48,150	28,124	44,150	44,150	44,150
6001012 HOLIDAY OVERTIME PAY	66,482	80,360	43,297	74,399	74,399	74,399
6001013 SIGN ON BONUS	29,000	29,500	12,500	105,000	105,000	105,000
0000010 Personnel Service Totals	8,699,464	9,285,268	6,685,231	9,171,420	9,171,420	9,171,420
0000020 Equipment and Capital Outlay						
6002401 OFFICE FURNITURE	0	756	2,595	1,767	1,767	1,767
6002505 HOSPITAL MEDICAL AND LAB EQUIP	0	112,085	57,148	53,839	53,839	53,839
6002703 OTHER INSTITUTIONAL EQUIPMENT	0	500	0	0	0	0
6002704 PHOTOGRAPHIC EQUIPMENT	0	0	0	300	300	300

BROOME COUNTY GOVERNMENT
 REVENUE AND APPROPRIATION SUMMARY
 BY DEPARTMENT AND DIVISION

FUND: 2050 WPNH Operating
 DEPT: 27000000 Willow Point
 DIV: 06 Willow Point-Nursing

Account	2016 Actuals	2017 Budget	2017 YTD Actuals As of 11/03/17	2018 Budget Requested	2018 Budget Recommended	2018 Budget Adopted
0000020 Equipment and Capital Outlay Totals	0	113,341	59,743	55,906	55,906	55,906
0000040 Contractual Expenditures						
6004010 BOOKS AND SUBSCRIPTIONS	882	580	322	810	810	810
6004012 OFFICE SUPPLIES	5,989	7,900	3,394	4,100	4,100	4,100
6004045 TRAINING AND EDUCATIONAL SUPPL	1,081	1,600	597	1,650	1,650	1,650
6004048 MISC OPERATIONAL SUPPLIES	3,919	5,980	2,380	5,650	5,650	5,650
6004052 UNIFORMS	0	0	147	0	0	0
6004062 MEDICAL LAB & CLINIC SUPPLIES	255,170	336,095	189,956	283,131	278,131	278,131
6004100 POSTAGE AND FREIGHT	254	225	411	475	475	475
6004106 GENERAL OFFICE EXPENSES	1,135	1,000	743	1,000	1,000	1,000
6004136 OPERATIONAL EQUIPMENT REPAIRS	0	2,000	30	3,500	3,500	3,500
6004143 TRANSPORTATION SERVICES	110	200	0	200	200	200
6004161 TRAVEL HOTEL AND MEALS	0	500	616	500	500	500
6004162 EDUCATION AND TRAINING	1,665	5,000	1,950	3,000	3,000	3,000
6004168 OTHER PERSONNEL EXPENSES	3,280	3,500	4,678	9,500	9,500	9,500
6004191 OUTSIDE RENTALS-MACHINERY	28,842	17,880	17,060	28,355	28,355	28,355
6004196 COPYING MACHINE RENTALS	9,989	14,575	9,793	14,931	14,931	14,931
6004255 CONTRACTED SERVICES	0	0	4,500	0	0	0
6004405 REHAB AND THERAPY SERVICES	0	0	0	2,700	2,700	2,700
6004410 NURSING SERVICES	698,582	118,197	537,590	100,000	100,000	100,000
6004588 INTEREST AND PENALTIES	175	0	148	0	0	0
6004594 LOSS ON DISPOSITION OF ASSETS	1,955	0	0	0	0	0
0000040 Contractual Expenditures Totals	1,013,028	515,232	774,315	459,502	454,502	454,502
0000041 Chargeback Expenses						
6004609 DATA PROCESSING CHARGEBACKS	15,915	18,600	600	0	0	0
0000041 Chargeback Expenses Totals	15,915	18,600	600	0	0	0
0000070 Interest on Indebtedness						
6007005 INTEREST ON CAPITAL LEASE	488	0	0	0	0	0
0000070 Interest on Indebtedness Totals	488	0	0	0	0	0
0000080 Employee Benefits						
6008001 STATE RETIREMENT	-32,392	1,296,734	948,704	1,261,667	1,261,667	1,261,667

REPORT:BP033

BROOME COUNTY GOVERNMENT
REVENUE AND APPROPRIATION SUMMARY
BY DEPARTMENT AND DIVISION

FUND: 2050 WPNH Operating
DEPT: 27000000 Willow Point
DIV: 06 Willow Point-Nursing

Account	2016 Actuals	2017 Budget	2017 YTD Actuals As of 11/03/17	2018 Budget Requested	2018 Budget Recommended	2018 Budget Adopted
6008002 SOCIAL SECURITY	630,903	710,326	480,109	693,575	693,575	693,575
6008004 WORKERS COMPENSATION	475,940	463,348	230,300	441,369	441,369	441,369
6008006 LIFE INSURANCE	2,828	3,840	2,289	3,645	3,645	3,645
6008007 HEALTH INSURANCE	1,440,548	1,837,452	1,054,091	1,847,645	1,847,645	1,847,645
6008009 RETIREE HEALTH INSURANCE	1,294,343	1,336,316	896,472	1,337,158	1,337,158	1,337,158
6008010 DISABILITY INSURANCE	11,522	20,619	9,717	19,800	19,800	19,800
6008011 UNEMPLOYMENT INSURANCE	15,853	19,097	7,304	15,853	15,853	15,853
6008012 EMPLOYEE TUITION REIMBURSEMENT	0	70,000	0	40,000	40,000	40,000
6008013 HEALTH INS - RETIRE INCENTIVE	6,698	0	0	0	0	0
6008015 PENSION EXPENSE	1,725,742	0	0	0	0	0
000080 Employee Benefits Totals	5,571,985	5,757,732	3,628,986	5,660,712	5,660,712	5,660,712
Exp Total for Div: 2706	15,300,880	15,690,173	11,148,875	15,347,540	15,342,540	15,342,540
Total for Div: 27000000	-15,293,673	-15,687,573	-11,135,810	-15,344,940	-15,339,940	-15,339,940

Willow Point Rehabilitation & Nursing Center

Dietary

The Dietary Division provides food service that meets the daily nutritional needs of residents and ensures that special dietary needs are recognized. The goal is to work with the food service vendor to ensure the food is served in a manner that is nutritious, appetizing, visually pleasing, and of sufficient variety to ensure resident satisfaction and maintain acceptable parameters of nutritional status. Consideration is given to food habits, preferences, ethnic groups, activities and holidays. Food and beverage services are contracted with a third-party vendor.

2018 Budget Highlights

- Food Services Director was transferred from Central Kitchen to this department. Position was completely paid for through a chargeback in 2017.

Willow Point Nursing Home/Dietary 27050104

		As of 7/5/2017				
<u>Title of Position</u>	<u>Grade/Unit</u>	<u>2016 Actuals</u>	<u>Current Authorized</u>	<u>2018 Requested</u>	<u>2018 Recommended</u>	<u>2018 Adopted</u>
<u>Full-Time Positions</u>						
Food Service Director*	20 BAPA	0	0	1	1	1
Food Service Manager	14 BAPA	0	0	0	0	0
Dietetic Technician	11 CSEA	0	0	0	0	0
Assistant Food Service Manager	10 CSEA	0	0	0	0	0
Stores Clerk	10 CSEA	0	0	0	0	0
Senior Food Service Helper	9 CSEA	0	0	0	0	0
Food Service Helper	5 CSEA	0	0	0	0	0
Total Full-Time Positions		0	0	1	1	1
<u>Part-Time Positions</u>						
Food Service Helper	5 CSEA	0	0	0	0	0
Total Part-Time Positions		0	0	0	0	0
Total Positions		0	0	1	1	1

* One position transferred from Central Kitchen 02010001 in 2018

BROOME COUNTY GOVERNMENT
 REVENUE AND APPROPRIATION SUMMARY
 BY DEPARTMENT AND DIVISION

FUND: 2050 WPNH Operating
 DEPT: 27000000 Willow Point
 DIV: 05 Willow Point-Dietary

Account	2016 Actuals	2017 Budget	2018 YTD Actuals As of 11/03/17	2018 Budget Requested	2018 Budget Recommended	2018 Budget Adopted
0000002 Departmental Income						
5000206 CHARGES FOR SERVICES	0	0	953	0	0	0
5000427 CAFETERIA FEES	1,918	500	490	300	300	300
5000428 OTHER CHARGES	19,507	0	0	0	0	0
0000002 Departmental Income Totals	21,425	500	1,443	300	300	300
0000007 Misc Interfund Revenues						
5000530 REFUNDS OF PRIOR YEARS EXPENDI	79	0	305	0	0	0
0000007 Misc Interfund Revenues Totals	79	0	305	0	0	0
Rev Total for Div: 2705	21,504	500	1,748	300	300	300
0000010 Personnel Service						
6001000 SALARIES FULL-TIME	200,121	0	0	71,674	71,674	71,674
6001001 SALARIES PART-TIME	60,820	0	0	0	0	0
6001002 SALARIES TEMPORARY	14,565	0	0	0	0	0
6001003 SALARIES OVERTIME	65,078	0	0	0	0	0
6001009 OTHER PERSONNEL SERVICES	3,958	0	0	300	300	300
6001012 HOLIDAY OVERTIME PAY	1,673	0	0	0	0	0
0000010 Personnel Service Totals	346,215	0	0	71,974	71,974	71,974
0000020 Equipment and Capital Outlay						
6002700 KITCHEN AND DINING ROOM EQUIPM	0	12,600	10,481	8,750	8,750	8,750
0000020 Equipment and Capital Outlay Totals	0	12,600	10,481	8,750	8,750	8,750
0000040 Contractual Expenditures						
6004030 FOOD AND BEVERAGES	4,054	0	-699	0	0	0
6004031 KITCHEN AND DINING ROOM SUPPLI	3,009	0	0	0	0	0
6004054 SAFETY SUPPLIES	539	0	0	0	0	0
6004106 GENERAL OFFICE EXPENSES	265	0	0	0	0	0
6004196 COPYING MACHINE RENTALS	3,168	0	0	0	0	0

REPORT:BP033

BROOME COUNTY GOVERNMENT
REVENUE AND APPROPRIATION SUMMARY
BY DEPARTMENT AND DIVISION

FUND: 2050 WPNH Operating
DEPT: 27000000 Willow Point
DIV: 05 Willow Point-Dietary

Account	2016 Actuals	2017 Budget	2017 YTD Actuals As of 11/03/17	2018 Budget Requested	2018 Budget Recommended	2018 Budget Adopted
6004594 LOSS ON DISPOSITION OF ASSETS	232	0	0	0	0	0
0000040 Contractual Expenditures Totals	11,267	0	-699	0	0	0
0000041 Chargeback Expenses						
6004609 DATA PROCESSING CHARGEBACKS	952	950	0	0	0	0
6004614 OTHER CHARGEBACK EXPENSES	16,150	0	0	0	0	0
6004625 FOOD SERVICE CHARGEBACKS	2,455,347	2,670,960	1,866,057	2,733,631	2,733,631	2,733,631
0000041 Chargeback Expenses Totals	2,472,449	2,671,910	1,866,057	2,733,631	2,733,631	2,733,631
0000080 Employee Benefits						
6008001 STATE RETIREMENT	-94,052	0	0	12,916	12,916	12,916
6008002 SOCIAL SECURITY	24,976	0	0	5,483	5,483	5,483
6008004 WORKERS COMPENSATION	17,302	16,080	8,568	16,045	16,045	16,045
6008006 LIFE INSURANCE	118	0	0	15	15	15
6008007 HEALTH INSURANCE	69,738	0	0	0	0	0
6008009 RETIREE HEALTH INSURANCE	109,592	126,170	80,752	117,413	117,413	117,413
6008010 DISABILITY INSURANCE	612	0	0	0	0	0
6008011 UNEMPLOYMENT INSURANCE	18,780	3,000	1	0	0	0
6008015 PENSION EXPENSE	215,123	0	0	0	0	0
0000080 Employee Benefits Totals	362,189	145,250	89,321	151,872	151,872	151,872
Exp Total for Div: 2705	3,192,120	2,829,760	1,965,160	2,966,227	2,966,227	2,966,227
Total for Div: 27000000	-3,170,616	-2,829,260	-1,963,412	-2,965,927	-2,965,927	-2,965,927

Willow Point Rehabilitation & Nursing Center

Cleanliness & Safety

The Department of Public Works (DPW) has oversight of the Maintenance, Housekeeping and Laundry Departments at WPR&NC through a Full-Time DPW employee, the Facility Manager. The Maintenance Mechanics, under the Facility Manager's direction, are responsible for providing general and preventive maintenance for the physical plant, equipment, and grounds. The Maintenance staff is also responsible for upkeep of the facility-owned equipment including but not limited to beds, lifts, and wheelchairs.

The Housekeeping Supervisor and Assistant Housekeeping Supervisor oversee the Housekeeping Department and are charged with providing a safe and sanitary environment. The Housekeeping Department duties include all basic cleaning functions and custodial work provided by the Custodial Workers.

The Housekeeping Supervisor and Assistant Housekeeping Supervisor also oversee the laundry and Laundry Workers. They are responsible for laundering residents' personal clothing, facility curtains and draperies, and miscellaneous resident care items. Laundry also manages the contracted linen supply service.

Willow Point Nursing Home/Cleanliness & Safety 27030204 27030304 27030404

<u>Title of Position</u>	<u>Grade/Unit</u>	2016 <u>Actuals</u>	As of 7/5/2017 Current <u>Authorized</u>	2018 <u>Requested</u>	2018 <u>Recommended</u>	2018 <u>Adopted</u>
<u>Full-Time Positions</u>						
Housekeeping Supervisor	14 BAPA	1	1	1	1	1
Assistant Housekeeping Supervisor	11 CSEA	1	1	1	1	1
Maintenance Mechanic	10 CSEA	4	4	4	4	4
Custodial Worker	6 CSEA	24	24	24	24	24
Laundry Worker	6 CSEA	5	5	5	5	5
Total Full-Time Positions		35	35	35	35	35
<u>Part-Time Positions</u>						
Maintenance Mechanic	10 CSEA	1	0	0	0	0
Account Clerk	7 CSEA	1	1	1	1	1
Maintenance Worker	7 CSEA	0	1	1	1	1
Custodial Worker	6 CSEA	6	6	6	6	6
Laundry Worker	6 CSEA	1	1	1	1	1
Total Part-Time Positions		9	9	9	9	9
Total Positions		44	44	44	44	44

BROOME COUNTY GOVERNMENT
 REVENUE AND APPROPRIATION SUMMARY
 BY DEPARTMENT AND DIVISION

FUND: 2050 WPNH Operating
 DEPT: 27000000 Willow Point
 DIV: 03 Willow Point-Cleanliness/Safety

Account	2016 Actuals	2017 Budget	2017 YTD Actuals As of 11/03/17	2018 Budget Requested	2018 Budget Recommended	2018 Budget Adopted
0000006 Sale of Prop and Comp for Loss						
5000510 SALE OF SCRAP & EXCESS MATERIA	0	500	166	50	50	50
0000006 Sale of Prop and Comp for Loss Totals	0	500	166	50	50	50
0000007 Misc Interfund Revenues						
5000531 GIFTS AND DONATIONS	5	0	0	0	0	0
0000007 Misc Interfund Revenues Totals	5	0	0	0	0	0
Rev Total for Div: 2703	5	500	166	50	50	50
0000010 Personnel Service						
6001000 SALARIES FULL-TIME	1,095,081	1,130,870	784,776	1,148,422	1,148,422	1,148,422
6001001 SALARIES PART-TIME	113,910	107,110	95,812	107,512	107,512	107,512
6001002 SALARIES TEMPORARY	2,915	0	0	0	0	0
6001003 SALARIES OVERTIME	26,384	30,988	16,435	17,847	17,847	17,847
6001008 STAND-BY PAY	7,300	7,280	5,880	7,308	7,308	7,308
6001009 OTHER PERSONNEL SERVICES	6,042	7,300	6,233	7,400	7,400	7,400
6001012 HOLIDAY OVERTIME PAY	9,926	10,728	6,934	10,976	10,976	10,976
0000010 Personnel Service Totals	1,261,558	1,294,276	916,070	1,299,465	1,299,465	1,299,465
0000020 Equipment and Capital Outlay						
6002600 MAINTENANCE EQUIPMENT	0	10,000	12,209	17,000	10,000	10,000
6002603 DPW BUILDING AND GROUNDS EQUIP	0	150	0	0	0	0
6002604 BUILDING AND GROUNDS EQUIPMENT	0	0	0	6,000	6,000	6,000
6002700 KITCHEN AND DINING ROOM EQUIPM	0	13,000	18,475	17,700	13,000	13,000
6002701 LAUNDRY AND CLEANING EQUIPMENT	0	1,595	344	0	0	0
6002703 OTHER INSTITUTIONAL EQUIPMENT	0	300	0	500	500	500
6002706 COMMUNICATIONS EQUIPMENT	0	0	0	500	500	500
6002709 OTHER OPERATIONAL EQUIPMENT	0	26,953	20,727	0	0	0
0000020 Equipment and Capital Outlay Totals	0	51,998	51,755	41,700	30,000	30,000

REPORT:BP033

BROOME COUNTY GOVERNMENT
REVENUE AND APPROPRIATION SUMMARY
BY DEPARTMENT AND DIVISION

FUND: 2050 WPNH Operating

DEPT: 27000000 Willow Point

DIV: 03 Willow Point-Cleanliness/Safety

Account	2016 Actuals	2017 Budget	2017 YTD Actuals As of 11/03/17	2018 Budget Requested	2018 Budget Recommended	2018 Budget Adopted
0000040 Contractual Expenditures						
6004010 BOOKS AND SUBSCRIPTIONS	245	0	303	0	0	0
6004012 OFFICE SUPPLIES	234	300	158	300	300	300
6004021 BLDG MAINTENANCE SUPPLIES	38,029	67,500	40,069	68,500	64,000	64,000
6004022 FUEL AND HEATING SUPPLIES	100,894	120,000	56,630	120,000	120,000	120,000
6004023 BLDG AND GROUNDS SUPPLIES	56,175	63,500	48,996	63,000	58,000	58,000
6004032 HSLD LAUNDRY & CLEANING SUPPLI	35,733	47,200	24,879	47,200	45,200	45,200
6004048 MISC OPERATIONAL SUPPLIES	8,893	12,023	9,626	11,150	11,150	11,150
6004054 SAFETY SUPPLIES	918	2,160	1,090	2,160	2,160	2,160
6004061 ENVIRONMENTAL HEALTH SUPPLIES	177,544	209,000	139,679	209,000	199,000	199,000
6004062 MEDICAL LAB & CLINIC SUPPLIES	4,097	9,000	4,880	9,000	9,000	9,000
6004112 BLDG GROUNDS AND EQUIP REPAIR	60,254	62,250	49,407	76,750	74,750	74,750
6004113 WATER AND SEWAGE CHARGES	79,379	85,000	76,394	85,000	85,000	85,000
6004115 ELECTRIC CURRENT	183,921	210,000	141,504	200,000	200,000	200,000
6004116 TAXES	3,544	4,100	3,538	4,100	4,100	4,100
6004117 BUILDING AND GROUNDS EXPENSES	89,457	150,200	88,943	141,280	141,280	141,280
6004121 LAUNDRY AND DRY CLEANING EXPEN	268,216	300,000	213,352	300,000	295,000	295,000
6004138 OTHER OPERATIONAL EXPENSES	3,114	1,800	2,171	1,800	1,800	1,800
6004162 EDUCATION AND TRAINING	0	0	169	0	0	0
6004191 OUTSIDE RENTALS-MACHINERY	1,232	600	497	600	600	600
6004196 COPYING MACHINE RENTALS	1,176	1,176	980	1,176	1,176	1,176
6004594 LOSS ON DISPOSITION OF ASSETS	4,041	0	0	0	0	0
0000040 Contractual Expenditures Totals	1,117,096	1,345,809	903,265	1,341,016	1,312,516	1,312,516
0000041 Chargeback Expenses						
6004614 OTHER CHARGEBACK EXPENSES	1,220	2,000	0	2,000	2,000	2,000
6004615 GASOLINE CHARGEBACK	0	3,613	643	112	112	112
6004616 FLEET SERVICE CHARGEBACK	6,299	9,469	6,608	6,750	6,750	6,750
6004619 BUILDING SERVICE CHARGEBACK	76,671	129,000	3,716	135,000	135,000	135,000
0000041 Chargeback Expenses Totals	84,190	144,082	10,967	143,862	143,862	143,862
0000080 Employee Benefits						
6008001 STATE RETIREMENT	24,011	205,883	154,968	203,622	203,622	203,622
6008002 SOCIAL SECURITY	89,140	99,379	64,360	99,406	99,406	99,406
6008004 WORKERS COMPENSATION	12,872	16,056	6,899	11,937	11,937	11,937
6008006 LIFE INSURANCE	552	590	482	600	600	600
6008007 HEALTH INSURANCE	326,780	334,856	250,946	340,562	340,562	340,562
6008009 RETIREE HEALTH INSURANCE	143,072	149,616	92,052	134,600	134,600	134,600
6008010 DISABILITY INSURANCE	2,750	3,393	2,482	3,432	3,432	3,432

REPORT:BP033

BROOME COUNTY GOVERNMENT
REVENUE AND APPROPRIATION SUMMARY
BY DEPARTMENT AND DIVISION

FUND: 2050 WPNH Operating
DEPT: 27000000 Willow Point
DIV: 03 Willow Point-Cleanliness/Safety

Account	2016 Actuals	2017 Budget	2017 YTD Actuals As of 11/03/17	2018 Budget Requested	2018 Budget Recommended	2018 Budget Adopted
6008011 UNEMPLOYMENT INSURANCE	4,300	100	-292	4,301	4,301	4,301
6008015 PENSION EXPENSE	233,439	0	0	0	0	0
0000080 Employee Benefits Totals	836,916	809,873	571,897	798,460	798,460	798,460
Exp Total for Div: 2703	3,299,760	3,646,038	2,453,954	3,624,503	3,584,303	3,584,303
Total for Div: 27000000	-3,299,755	-3,645,538	-2,453,788	-3,624,453	-3,584,253	-3,584,253

Willow Point Rehabilitation & Nursing Center

Social Programs

The Social Work team is led by the Director of Nursing Home Social Services. This position was reinstated in 2017 to assist in providing leadership and guidance to four full time Social Work Assistants and one part time Social Work Assistant. The Director of Nursing Home Social Services reports directly to the Administrator.

The Social Services staff supports residents as they adjust to living at Willow Point, their illnesses, or their disabilities. Additionally, they assist the residents to achieve the highest possible quality of psychosocial, emotional and spiritual life by arranging for services to meet these needs.

The Therapeutic Recreational Services Department is directly overseen by the Director of Therapeutic Recreational Services. The Leisure Time Activities Leaders provide an ongoing program of activities designed to meet the interests and the physical, mental, and psychosocial well-being of each resident. These programs include large and small groups and one-on-one activities involving all ages, interests and abilities. The department is also responsible for the volunteer program, gift shop and the contract for hair care services.

2018 Objectives

- Enhance facility staff knowledge of social work services and how to create an effective system of referrals.
- Re-orient to the MDS process and QIS survey.

- Provide an ongoing program of activities that enhance our elder's lives by creating a blend of meaningful, stimulating and enriching an array of activity programming.

Willow Point Nursing Home/Social Programs 27070104 27070304

As of
7/5/2017

<u>Title of Position</u>	<u>Grade/Unit</u>	<u>2016 Actuals</u>	<u>Current Authorized</u>	<u>2018 Requested</u>	<u>2018 Recommended</u>	<u>2018 Adopted</u>
<u>Full-Time Positions</u>						
Director of NH Social Services	21 BAPA	0	1	1	1	1
Director Therapeutic Recreational Services	16 BAPA	1	1	1	1	1
Senior Social Worker Assistant	16 CSEA	1	0	0	0	0
Social Work Assistant	14 CSEA	4	4	4	4	4
Leisure Time Activities Leader	7 CSEA	7	7	7	7	7
Total Full-Time Positions		13	13	13	13	13
<u>Part-Time Positions</u>						
Social Work Assistant	14 CSEA	1	1	1	1	1
Total Part-Time Positions		1	1	1	1	1
Total Positions		14	14	14	14	14

REPORT:BP033

BROOME COUNTY GOVERNMENT
REVENUE AND APPROPRIATION SUMMARY
BY DEPARTMENT AND DIVISION

FUND: 2050 WPNH Operating
DEPT: 27000000 Willow Point
DIV: 07 Willow Point-Social Programs

Account	2016 Actuals	2017 Budget	2017 YTD Actuals As of 11/03/17	2018 Budget Requested	2018 Budget Recommended	2018 Budget Adopted
0000002 Departmental Income						
5000109 CABLE TV	8,210	7,830	7,015	8,500	8,500	8,500
0000002 Departmental Income Totals	8,210	7,830	7,015	8,500	8,500	8,500
Rev Total for Div: 2707	8,210	7,830	7,015	8,500	8,500	8,500
0000010 Personnel Service						
6001000 SALARIES FULL-TIME	619,657	478,381	354,566	502,142	502,142	502,142
6001001 SALARIES PART-TIME	13,189	16,790	13,734	17,336	17,336	17,336
6001003 SALARIES OVERTIME	50,460	20,085	12,395	11,111	11,111	11,111
6001004 SALARIES SHIFT DIFFERENTIAL	0	47	0	47	47	47
6001012 HOLIDAY OVERTIME PAY	887	1,768	753	1,838	1,838	1,838
0000010 Personnel Service Totals	684,193	517,071	381,448	532,474	532,474	532,474
0000020 Equipment and Capital Outlay						
6002401 OFFICE FURNITURE	0	279	247	400	400	400
6002702 RECREATIONAL EQUIPMENT	0	800	329	1,370	1,370	1,370
0000020 Equipment and Capital Outlay Totals	0	1,079	576	1,770	1,770	1,770
0000040 Contractual Expenditures						
6004010 BOOKS AND SUBSCRIPTIONS	0	75	99	75	75	75
6004012 OFFICE SUPPLIES	490	750	0	750	750	750
6004030 FOOD AND BEVERAGES	1,201	2,500	896	2,000	2,000	2,000
6004053 RECREATIONAL AND ACTIVITY SUPP	4,507	3,025	2,042	3,525	3,525	3,525
6004105 DUES AND MEMBERSHIPS	42	660	42	660	660	660
6004125 RELIGIOUS EXPENSES	3,000	3,000	2,500	3,000	3,000	3,000
6004126 RECREATIONAL AND ACTIVITY EXPE	15,185	25,080	23,996	32,349	32,349	32,349
6004131 PHOTOGRAPHIC EXPENSES	0	50	0	0	0	0
6004138 OTHER OPERATIONAL EXPENSES	581	475	591	600	600	600
6004143 TRANSPORTATION SERVICES	1,242	1,400	1,195	1,400	1,400	1,400
6004162 EDUCATION AND TRAINING	375	1,400	220	1,500	1,500	1,500
6004191 OUTSIDE RENTALS-MACHINERY	0	200	0	200	200	200
6004573 OTHER FEES FOR SERVICES	4,660	5,000	3,580	5,000	5,000	5,000

BROOME COUNTY GOVERNMENT
 REVENUE AND APPROPRIATION SUMMARY
 BY DEPARTMENT AND DIVISION

FUND: 2050 WPNH Operating
 DEPT: 27000000 Willow Point
 DIV: 07 Willow Point-Social Programs

Account	2016 Actuals	2017 Budget	2017 YTD Actuals As of 11/03/17	2018 Budget Requested	2018 Budget Recommended	2018 Budget Adopted
0000040 Contractual Expenditures Totals	31,283	43,615	35,161	51,059	51,059	51,059
0000080 Employee Benefits						
6008001 STATE RETIREMENT	41,886	78,726	63,123	83,900	83,900	83,900
6008002 SOCIAL SECURITY	48,694	39,556	27,362	40,734	40,734	40,734
6008004 WORKERS COMPENSATION	21,959	16,662	9,645	20,363	20,363	20,363
6008006 LIFE INSURANCE	198	210	171	210	210	210
6008007 HEALTH INSURANCE	102,623	114,776	72,730	106,546	106,546	106,546
6008009 RETIREE HEALTH INSURANCE	79,109	79,077	52,739	78,785	78,785	78,785
6008010 DISABILITY INSURANCE	895	1,044	811	1,056	1,056	1,056
6008011 UNEMPLOYMENT INSURANCE	0	5,204	0	0	0	0
6008015 PENSION EXPENSE	92,080	0	0	0	0	0
0000080 Employee Benefits Totals	387,444	335,255	226,581	331,594	331,594	331,594
Exp Total for Div: 2707	1,102,920	897,020	643,766	916,897	916,897	916,897
Total for Div: 27000000	-1,094,710	-889,190	-636,751	-908,397	-908,397	-908,397

Willow Point Rehabilitation & Nursing Center

Ancillaries

Mission Statement

To provide an array of required rehabilitation services and programs designed to address issues of pain and debility, striving to maintain optimal functional levels.

Description

The Physical Therapy Department provides evaluations and treatments that are designed to restore and maintain the physical functions that have been lost or impaired, such as the ability to walk or stand. Techniques used include gait and balance training, manual skills and therapeutic exercise. The Department also addresses the causes of pain, wound issues, and community re-entry concerns.

The Occupational Therapy Department provides treatment and training programs designed to restore and maintain residents' ability to function independently. These abilities include activities of daily living, self-care retraining, eye-hand coordination, strength and walk tolerance, range of motion, cognitive processing and home skills. Treatments include the use of assistive and adaptive devices, orthotic and prosthetic devices, positioning, sensory stimulation, reality orientation, visual perceptual training, and therapeutic activities and exercises, activities of daily living/self-care retraining, and cognitive processing activities.

The Speech and Language Pathologist performs evaluations of hearing and speech disorders, as well as addresses concerns with swallowing dysfunction and diet management. Therapy may be recommended to improve communication of speech and language or to provide an alternative means of communication. In-services are provided by a licensed audiologist or licensed speech-language pathologist.

These therapies are provided through a contract with a third-party vendor.

The facility contracts with a Pharmacy that provides all necessary medications for each resident on a unit dose bases. Services also cover a monthly review by a Pharmacist for policy review, resident drug review, survey of stock drugs, and handling of controlled medications.

The facility contracts with a dental agency to provide dental care to residents and in-service to the staff. A full dental office is maintained at Willow Point Rehabilitation and Nursing Center.

2018 Objectives

- Continue to proactively address the needs of the resident population to support maximum functional recovery;
- Operate efficiently within budget allowance to meet equipment needs;
- Operate effectively within the most current requirements of third party payors,
- Maintain productivity of line clinicians at 75% or better.
- Provide therapy services up to six times per week addressing rehabilitative need more comprehensively.

BROOME COUNTY GOVERNMENT
 REVENUE AND APPROPRIATION SUMMARY
 BY DEPARTMENT AND DIVISION

FUND: 2050 WPNH Operating
 DEPT: 27000000 Willow Point
 DIV: 02 Willow Point-Ancillaries

Account	2016 Actuals	2017 Budget	2017 YTD Actuals As of 11/03/17	2018 Budget Requested	2018 Budget Recommended	2018 Budget Adopted
0000020 Equipment and Capital Outlay						
6002401 OFFICE FURNITURE	0	0	156	0	0	0
6002505 HOSPITAL MEDICAL AND LAB EQUIP	0	21,111	16,722	10,000	10,000	10,000
0000020 Equipment and Capital Outlay Totals	0	21,111	16,878	10,000	10,000	10,000
0000040 Contractual Expenditures						
6004062 MEDICAL LAB & CLINIC SUPPLIES	39,093	67,750	29,744	40,750	40,750	40,750
6004064 UNIT DOSAGE SNF	356,000	480,000	289,974	439,377	429,377	429,377
6004105 DUES AND MEMBERSHIPS	200	200	0	200	200	200
6004123 MEDICAL HOSPITAL AND LAB EXPEN	568	1,500	0	1,000	1,000	1,000
6004136 OPERATIONAL EQUIPMENT REPAIRS	365	600	408	400	400	400
6004402 LAB SERVICES	68,957	139,043	32,573	75,000	75,000	75,000
6004405 REHAB AND THERAPY SERVICES	1,080,173	1,296,472	1,000,370	1,314,000	1,310,000	1,310,000
6004411 PHYSICIAN SERVICES	63,192	64,200	52,771	64,200	64,200	64,200
6004573 OTHER FEES FOR SERVICES	52,412	123,250	41,388	73,500	73,500	73,500
6004594 LOSS ON DISPOSITION OF ASSETS	3,716	0	0	0	0	0
0000040 Contractual Expenditures Totals	1,664,676	2,173,015	1,447,228	2,008,427	1,994,427	1,994,427
0000080 Employee Benefits						
6008004 WORKERS COMPENSATION	40	0	0	38	38	38
6008009 RETIREE HEALTH INSURANCE	50,071	50,056	33,381	49,871	49,871	49,871
0000080 Employee Benefits Totals	50,111	50,056	33,381	49,909	49,909	49,909
Exp Total for Div: 2702	1,714,787	2,244,182	1,497,487	2,068,336	2,054,336	2,054,336
Total for Div: 27000000	-1,714,787	-2,244,182	-1,497,487	-2,068,336	-2,054,336	-2,054,336

REPORT:BP033

BROOME COUNTY GOVERNMENT
REVENUE AND APPROPRIATION SUMMARY
BY DEPARTMENT AND DIVISION

FUND: 2050 WPNH Operating
DEPT: 27000000 Willow Point
DIV: 04 Willow Point-Debt Svc

Account	2016 Actuals	2017 Budget	2017 YTD Actuals As of 11/03/17	2018 Budget Requested	2018 Budget Recommended	2018 Budget Adopted
0000007 Misc Interfund Revenues						
5000532 PREMIUM & ACCRUED INT ON OBLIG	18,136	0	27,313	0	0	0
0000007 Misc Interfund Revenues Totals	18,136	0	27,313	0	0	0
0000009 Federal Aid						
5000952 ARRA DEBT REIMBURSEMENT	11,197	11,197	5,593	11,185	11,185	11,185
0000009 Federal Aid Totals	11,197	11,197	5,593	11,185	11,185	11,185
Rev Total for Div: 2704	29,333	11,197	32,906	11,185	11,185	11,185
0000040 Contractual Expenditures						
6004504 OTHER FINANCIAL SERVICES	1,195	982	1,103	885	885	885
0000040 Contractual Expenditures Totals	1,195	982	1,103	885	885	885
0000060 Principal on Indebtedness						
6006000 PRINCIPAL ON SERIAL BONDS	0	137,302	0	134,087	134,087	134,087
6006001 PRINCIPAL ON BANS	0	310,837	0	355,253	355,253	355,253
0000060 Principal on Indebtedness Totals	0	448,139	0	489,340	489,340	489,340
0000070 Interest on Indebtedness						
6007000 INTEREST ON SERIAL BONDS	58,582	52,595	54,324	46,860	46,860	46,860
6007001 INTEREST ON BANS	34,402	35,363	35,363	55,958	55,958	55,958
0000070 Interest on Indebtedness Totals	92,984	87,958	89,687	102,818	102,818	102,818
Exp Total for Div: 2704	94,179	537,079	90,790	593,043	593,043	593,043

REPORT:BP033

BROOME COUNTY GOVERNMENT
REVENUE AND APPROPRIATION SUMMARY
BY DEPARTMENT AND DIVISION

FUND: 2050 WPNH Operating
DEPT: 27000000 Willow Point
DIV: 04 Willow Point-Debt Svc

Account	2016 Actuals	2017 Budget	2017 YTD Actuals As of 11/03/17	2018 Budget Requested	2018 Budget Recommended	2018 Budget Adopted
Total for Div: 27000000	-64,846	-525,882	-57,884	-581,858	-581,858	-581,858

REPORT:BP033

BROOME COUNTY GOVERNMENT
REVENUE AND APPROPRIATION SUMMARY
BY DEPARTMENT AND DIVISION

FUND: 2050 WPNH Operating
DEPT: 27000000 Willow Point
DIV: 09 Willow Point-Intergovt Transfers

Account	2016 Actuals	2017 Budget	2017 YTD Actuals As of 11/03/17	2018 Budget Requested	2018 Budget Recommended	2018 Budget Adopted
0000007 Misc Interfund Revenues						
5000567 IGT REVENUE	6,000,000	3,275,968	0	2,615,358	2,548,358	2,548,358
0000007 Misc Interfund Revenues Totals	6,000,000	3,275,968	0	2,615,358	2,548,358	2,548,358
Rev Total for Div: 2709	6,000,000	3,275,968	0	2,615,358	2,548,358	2,548,358
Total for Div: 27000000	6,000,000	3,275,968	0	2,615,358	2,548,358	2,548,358

REPORT:BP033

BROOME COUNTY GOVERNMENT
REVENUE AND APPROPRIATION SUMMARY
BY DEPARTMENT AND DIVISION

FUND: 2050 WPNH Operating
DEPT: 27000000 Willow Point
DIV: 09 Willow Point-Intergovt Transfers

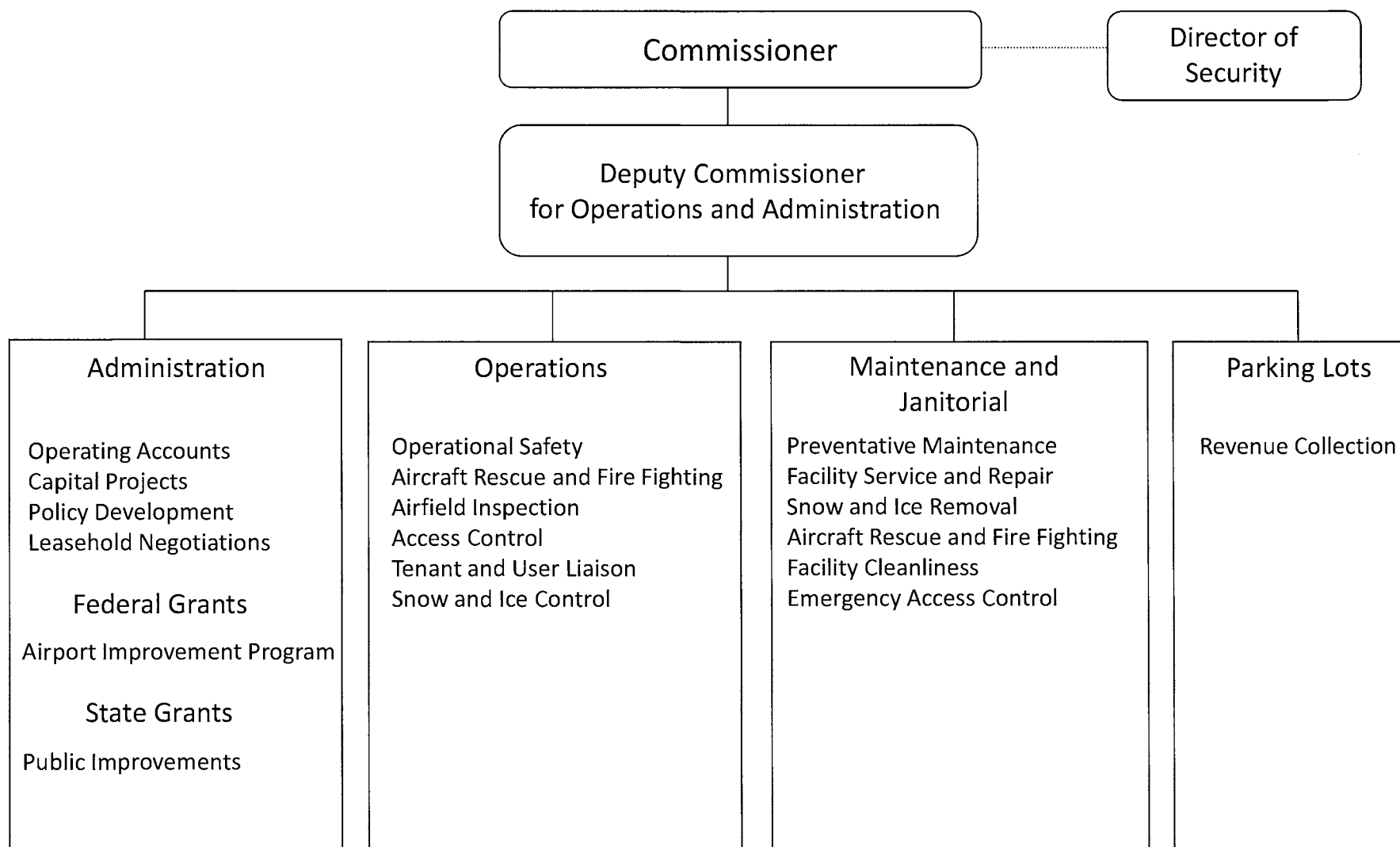
Account	2016 Actuals	2017 Budget	2017 YTD Actuals As of 11/03/17	2018 Budget Requested	2018 Budget Recommended	2018 Budget Adopted
-----	-----	-----	-----	-----	-----	-----
Total for Dept: 27000000	1,590,430	-197,623	1,050,458	0	0	0

This page is intentionally left blank

Transportation

<u>Department/Division</u>	<u>Page</u>
Aviation	276
Highways	
County Roads	284
Road Machinery	292
Public Transportation	296

Aviation



Aviation

Mission Statement

BGM strives to be a regional economic partner providing exceptional value to our community through convenient transportation services and modern facilities.

Description

The Greater Binghamton Airport has provided for the air transportation needs of our community for nearly 70 years. It is an economic driver for Broome County with an annual economic impact of \$52m and providing for 200 direct and 483 indirect jobs. (2010 NYS DOT study - Economic Impact of Aviation) Additionally the Greater Binghamton Airport is vital to the future economic growth of Broome County by providing necessary global connectivity.

The operation of the airport is provided for in Article X of the Broome County Charter. The airport is regulated by the Federal Aviation Administration and the Transportation Security Administration under Title 14 of the Code of Federal Regulations, as well as various other state and federal authorities involving safety, environmental, and funding concerns.

The department maintains two intersecting runways, twelve taxiways, three aircraft aprons, and all required lighting/signage. The department also maintains; a 74,000-square foot passenger terminal, three large aircraft hangars, twenty T-hangars, a 7,500 square foot aircraft/rescue/fire-fighting facility, a 24,000-square foot maintenance building, and a 70,000-gallon fuel farm. Additionally, the department is responsible for the roadway serving the facility, water/sewer services, and a total of 900 parking spaces in the public, car rental, and employee parking lots.

Delta provides scheduled commercial service through SkyWest Airlines at the airport and their activities are complimented by FAA Air Traffic and Facilities Office, a Transportation Security Administration Office, a Civil Air Patrol office, United States Customs and Border Patrol Office, three car rental agencies, a restaurant, ground transportation services, National Weather Service Office, and First Air - a provider of general/business aviation services.

2018 Budget Objectives

- Focus on minimizing financial impact to community while maintaining current infrastructure and services needed to provide a safe, secure and efficient air transportation facility.
- Continue our program that is focused on preparing designated airport property for aeronautical and non-aeronautical business development. We shall also aggressively pursue new airport tenants to ensure long term airport budget stability and affordable operating rates for the airport users.
- To build upon the current level of commercial air service and passenger traffic through air service/airport marketing campaigns.
- Focus on non-traditional sources of revenue such as land development, terminal advertising, non-airline tenants.

2018 Budget Highlights

- Focus on minimizing financial impact to community while maintaining current infrastructure and services needed to provide a safe secure facility for aeronautical activities
- Achieve personnel efficiencies through staffing reductions and shared services with other departments.
- Adjust to the impact to revenues created by the exit of United and American airlines.

Aviation 28010005

<u>Title of Position</u>	<u>Grade/Unit</u>	2016 <u>Actuals</u>	As of 7/5/2017 Current <u>Authorized</u>	2018 <u>Requested</u>	2018 <u>Recommended</u>	2018 <u>Adopted</u>
<u>Full-Time Positions</u>						
Commissioner of Aviation	H Admin	1	1	1	1	1
Deputy Commissioner of Aviation for Operations & Admin	E Admin	1	1	1	1	1
Senior Operations Specialist	17 CSEA	1	1	1	1	1
Airport Maintenance Supervisor	16 BAPA	1	1	1	1	1
Airport Parking Manager *	9 BAPA	1	1	1	1	1
Airport Operations Specialist/Trainee	15/14 CSEA	4	4	4	4	4
Airport Equipment Mechanic	14 CSEA	1	1	1	1	1
Airport Maintenance Mechanic	11 CSEA	6	6	6	6	6
Account Clerk	7 CSEA	1	1	1	1	1
Airport Custodial Worker **	7 CSEA	3	3	3	3	3
Total Full-Time Positions		20	20	20	20	20
<u>Part-Time Positions</u>						
Parking Attendant	6 CSEA	2	2	2	2	2
Total Part-Time Positions		2	2	2	2	2
Total Positions		22	22	22	22	22

* One position unfunded in 2018

**One position unfunded in 2018

BROOME COUNTY GOVERNMENT
 REVENUE AND APPROPRIATION SUMMARY BY DEPARTMENT

FUND: 2010 Aviation Operating
 DEPT: 28000000 Aviation

Account	2016 Actuals	2017 Budget	2017 YTD Actuals As of 11/03/17	2018 Budget Requested	2018 Budget Recommended	2018 Budget Adopted
0000002 Departmental Income						
5000126 FARES & FEES	102,332	120,000	76,792	100,000	100,000	100,000
5000128 ADVERTISING REVENUES	2,930	0	0	0	0	0
5000129 RENTAL CAR CONCESSION FEES	402,354	396,940	232,294	277,220	277,220	277,220
5000130 RESTAURANT/LOUNGE CONCESSION F	1,050	4,200	3,500	3,000	3,000	3,000
5000133 ADVERTISING FEES	77,343	50,000	25,937	50,000	50,000	50,000
5000136 SPACE RENTAL-AIRLINES	966,439	296,158	326,378	307,050	307,050	307,050
5000137 SPACE RENTAL-OTHER	144,240	160,120	129,499	159,075	159,075	159,075
5000139 MISC TERMINAL AREA INCOME	18,172	6,598	6,213	6,598	6,598	6,598
5000140 LANDING FEES - SIGNATORY	204,300	207,264	76,672	152,750	152,750	152,750
5000141 LANDING FEES - NON-SIGNATORY	35,967	15,000	13,047	20,000	20,000	20,000
5000142 FUEL FLOWAGE FEE	20,191	11,528	16,659	15,000	15,000	15,000
5000144 HANGAR RENTAL	294,202	282,758	240,972	244,240	244,240	244,240
5000145 HANGAR TAX REIMBURSEMENT	120,938	78,506	0	68,715	68,715	68,715
5000146 AIRCRAFT T-HANGAR RENTAL	38,915	46,440	35,475	45,900	45,900	45,900
5000149 SERVICE CTR/STORAGE/WASH RACK	36,472	38,400	32,509	38,400	38,400	38,400
5000195 FACILITY RENTALS	5,481	12,000	10,000	12,000	12,000	12,000
5000196 GROUND RENTALS	32,315	33,836	26,929	32,946	32,946	32,946
5000197 PARKING OPER CONCESSIONS	708,393	498,250	306,482	575,640	575,640	575,640
5000201 MISC ADMIN AND OTHER INCOME	17,293	6,500	8,444	6,500	6,500	6,500
5000426 MISCELLANEOUS	0	0	5,013	4,500	4,500	4,500
5000428 OTHER CHARGES	1,759	4,300	166	4,300	4,300	4,300
0000002 Departmental Income Total	3,231,086	2,268,798	1,572,981	2,123,834	2,123,834	2,123,834
0000003 Use of Money						
5000451 INTEREST AND EARNINGS	560	430	515	500	500	500
5000460 RENTAL OF REAL PROPERTY INDIVI	15,600	15,600	13,000	16,000	16,000	16,000
5000461 RENTAL OF REAL PROP-OTHER GOVT	3,920	0	3,267	0	0	0
5000470 VENDING MACHINE	367	300	604	300	300	300
0000003 Use of Money Total	20,447	16,330	17,386	16,800	16,800	16,800
0000007 Misc Interfund Revenues						
5000532 PREMIUM & ACCRUED INT ON OBLIG	40,065	0	44,839	0	0	0
5000537 PASSENGER FACILITIES CHARGES	275,143	15,000	15,000	15,000	15,000	15,000
5000539 CONSOLIDATED FACILITIES CHARGE	194,898	148,107	179,644	105,398	105,398	105,398
5000545 CREDIT CARD REBATES	524	0	303	0	0	0
5000546 Trust Account Inflows	3,167	0	0	0	0	0
5000562 TRANSFER FROM GENERAL FUND	565,584	1,221,737	1,221,737	1,280,071	1,280,071	1,280,071
5000570 EARNINGS ON TEMPORARY INVESTME	546	0	0	0	0	0

REPORT:BP032

BROOME COUNTY GOVERNMENT
REVENUE AND APPROPRIATION SUMMARY BY DEPARTMENT

FUND: 2010 Aviation Operating

DEPT: 28000000 Aviation

Account	2016 Actuals	2017 Budget	2017 YTD Actuals As of 11/03/17	2018 Budget Requested	2018 Budget Recommended	2018 Budget Adopted
0000007 Misc Interfund Revenues Total	1,079,927	1,384,844	1,461,523	1,400,469	1,400,469	1,400,469
0000008 State Aid						
5000851 AIRPORT STATE AID-CAPITAL PROJ	386,990	0	0	0	0	0
0000008 State Aid Total	386,990	0	0	0	0	0
0000009 Federal Aid						
5000920 AIRPORT - CAPITAL PROJECTS	2,636,762	0	0	0	0	0
5000922 OTHER FEDERAL AID	0	25,000	0	0	0	0
5000952 ARRA DEBT REIMBURSEMENT	28,387	28,354	8,164	28,324	28,324	28,324
0000009 Federal Aid Total	2,665,149	53,354	8,164	28,324	28,324	28,324
Rev Totals for Dept: 28000000	7,383,599	3,723,326	3,060,054	3,569,427	3,569,427	3,569,427
0000010 Personnel Service						
6001000 SALARIES FULL-TIME	873,728	951,204	561,662	875,425	875,425	875,425
6001001 SALARIES PART-TIME	41,898	49,099	18,795	42,667	42,667	42,667
6001002 SALARIES TEMPORARY	71,667	40,746	71,036	43,680	43,680	43,680
6001003 SALARIES OVERTIME	83,865	70,000	37,193	75,168	75,168	75,168
6001004 SALARIES SHIFT DIFFERENTIAL	7,671	6,235	5,991	6,218	6,218	6,218
6001008 STAND-BY PAY	8,253	12,000	4,179	9,300	9,300	9,300
6001009 OTHER PERSONNEL SERVICES	10,032	8,500	8,130	10,000	10,000	10,000
0000010 Personnel Service Totals	1,097,114	1,137,784	706,986	1,062,458	1,062,458	1,062,458
0000040 Contractual Expenditures						
6004000 MAT & SUPPLIES-SURFACE TREAT	10,005	0	0	0	0	0
6004001 MAT & SUPPLIES-SIGNS & POSTS	33,906	0	6,842	0	0	0
6004005 SNOW REMOVAL MATERIALS & SUPPL	51,661	84,000	26,656	57,029	57,029	57,029
6004012 OFFICE SUPPLIES	1,432	1,500	893	1,500	1,500	1,500
6004021 BLDG MAINTENANCE SUPPLIES	33,768	27,425	12,281	29,025	29,025	29,025
6004022 FUEL AND HEATING SUPPLIES	68,076	65,000	46,182	48,500	48,500	48,500

REPORT:BP032

BROOME COUNTY GOVERNMENT
REVENUE AND APPROPRIATION SUMMARY BY DEPARTMENT

FUND: 2010 Aviation Operating
DEPT: 28000000 Aviation

Account	2016 Actuals	2017 Budget	2017 YTD Actuals As of 11/03/17	2018 Budget Requested	2018 Budget Recommended	2018 Budget Adopted
6004023 BLDG AND GROUNDS SUPPLIES	21,840	17,000	7,541	14,000	14,000	14,000
6004030 FOOD AND BEVERAGES	228	1,500	39	2,000	2,000	2,000
6004040 MOTOR EQUIPMENT SUPPLIES	21,884	29,500	12,432	29,500	29,500	29,500
6004045 TRAINING AND EDUCATIONAL SUPPL	732	350	0	350	350	350
6004046 GAS OIL GREASE AND DIESEL FUEL	39,086	45,150	16,669	45,150	45,150	45,150
6004047 TIRES AND TUBES	4,515	4,000	1,524	4,000	4,000	4,000
6004048 MISC OPERATIONAL SUPPLIES	10,281	16,524	12,005	15,924	15,924	15,924
6004052 UNIFORMS	4,525	4,176	2,441	4,176	4,176	4,176
6004054 SAFETY SUPPLIES	1,234	1,700	276	1,700	1,700	1,700
6004100 POSTAGE AND FREIGHT	760	900	494	900	900	900
6004101 TELEPHONE	966	1,100	740	1,100	1,100	1,100
6004105 DUES AND MEMBERSHIPS	5,160	5,110	5,305	5,110	5,110	5,110
6004111 BUILDING AND LAND RENTAL	89,622	0	0	1,500	1,500	1,500
6004112 BLDG GROUNDS AND EQUIP REPAIR	40,121	39,000	12,743	28,000	28,000	28,000
6004113 WATER AND SEWAGE CHARGES	82,943	80,000	46,391	80,000	80,000	80,000
6004114 HEATING AND AIR COND PLANT EXP	7,368	8,500	7,424	8,500	8,500	8,500
6004115 ELECTRIC CURRENT	241,938	41,500	172,847	223,500	223,500	223,500
6004116 TAXES	97,934	107,854	98,204	98,096	98,096	98,096
6004117 BUILDING AND GROUNDS EXPENSES	29,513	31,084	19,127	30,444	30,444	30,444
6004126 RECREATIONAL AND ACTIVITY EXPE	0	0	3,414	4,500	4,500	4,500
6004130 MOTOR EQUIP REPAIRS AND MAINT	169	1,000	100	1,000	1,000	1,000
6004133 UNIFORM AND CLOTHING ALLOWANCE	148	0	0	0	0	0
6004136 OPERATIONAL EQUIPMENT REPAIRS	0	2,000	588	2,000	2,000	2,000
6004137 ADVERTISING AND PROMOTION EXPE	49,999	50,000	22,294	50,000	50,000	50,000
6004138 OTHER OPERATIONAL EXPENSES	55,257	34,193	40,140	31,500	31,500	31,500
6004146 SUBCONTRACTED PROGRAM EXPENSE	135,298	134,438	129,477	133,438	133,438	133,438
6004147 OTHER PROGRAM EXPENSE	26	15,000	4,677	15,000	15,000	15,000
6004160 MILEAGE AND PARKING-LOCAL	82	200	0	200	200	200
6004161 TRAVEL HOTEL AND MEALS	6,727	5,000	5,387	5,000	5,000	5,000
6004162 EDUCATION AND TRAINING	8,900	8,800	9,802	9,050	9,050	9,050
6004165 ADVISORY BD/TRUSTEES EXPENSES	482	1,700	68	1,700	1,700	1,700
6004196 COPYING MACHINE RENTALS	972	2,400	1,960	2,400	2,400	2,400
6004255 CONTRACTED SERVICES	15,000	15,000	7,439	15,000	15,000	15,000
6004504 OTHER FINANCIAL SERVICES	15,098	17,485	8,731	17,240	17,240	17,240
6004580 BAD DEBT EXPENSE	17,138	0	0	0	0	0
0000040 Contractual Expenditures Totals	1,204,794	900,089	743,133	1,018,032	1,018,032	1,018,032
0000041 Chargeback Expenses						
6004602 INSURANCE PREMIUM CHARGEBACK	115,181	108,010	81,008	94,886	94,886	94,886
6004604 DFW SECURITY CHARGEBACKS	108,173	123,124	92,343	129,233	129,233	129,233
6004614 OTHER CHARGEBACK EXPENSES	1,052	1,147	1,494	1,055	1,055	1,055

REPORT:BP032

BROOME COUNTY GOVERNMENT
REVENUE AND APPROPRIATION SUMMARY BY DEPARTMENT

FUND: 2010 Aviation Operating

DEPT: 28000000 Aviation

Account	2016 Actuals	2017 Budget	2017 YTD Actuals As of 11/03/17	2018 Budget Requested	2018 Budget Recommended	2018 Budget Adopted
6004619 BUILDING SERVICE CHARGEBACK	1,910	10,000	273	2,500	2,500	2,500
6004634 Indirect Costs - Excess of Bud	280,198	0	0	0	0	0
0000041 Chargeback Expenses Totals	506,514	242,281	175,118	227,674	227,674	227,674
0000042 Depreciation						
6004801 DEPRECIATION - BUILDINGS	1,222,379	0	0	0	0	0
6004803 DEPRECIATION - IMPROV O/T BLDG	3,307,962	0	0	0	0	0
6004804 DEPRECIATION - MOTOR VEHICLES	49,955	0	0	0	0	0
6004805 DEPRECIATION - MACHINERY & EQU	13,141	0	0	0	0	0
0000042 Depreciation Totals	4,593,437	0	0	0	0	0
0000060 Principal on Indebtedness						
6006000 PRINCIPAL ON SERIAL BONDS	0	284,263	0	242,203	242,203	242,203
6006001 PRINCIPAL ON BANS	0	272,125	0	237,673	237,673	237,673
0000060 Principal on Indebtedness Totals	0	556,388	0	479,876	479,876	479,876
0000070 Interest on Indebtedness						
6007000 INTEREST ON SERIAL BONDS	137,721	133,100	103,910	118,307	118,307	118,307
6007001 INTEREST ON BANS	15,410	75,754	25,943	90,181	90,181	90,181
6007005 INTEREST ON CAPITAL LEASE	445	0	0	0	0	0
0000070 Interest on Indebtedness Totals	153,576	208,854	129,853	208,488	208,488	208,488
0000080 Employee Benefits						
6008001 STATE RETIREMENT	11,252	189,920	118,800	162,992	162,992	162,992
6008002 SOCIAL SECURITY	79,475	90,636	50,046	80,513	80,513	80,513
6008004 WORKERS COMPENSATION	8,340	8,310	6,233	7,421	7,421	7,421
6008006 LIFE INSURANCE	320	330	254	300	300	300
6008007 HEALTH INSURANCE	249,961	282,149	180,301	222,207	222,207	222,207
6008008 OPEB - HEALTH INSURANCE	91,255	0	0	0	0	0
6008009 RETIREE HEALTH INSURANCE	101,932	107,038	65,906	97,970	97,970	97,970
6008010 DISABILITY INSURANCE	1,257	1,740	1,074	1,496	1,496	1,496
6008011 UNEMPLOYMENT INSURANCE	56	0	1,261	0	0	0
6008015 PENSION EXPENSE	236,469	0	0	0	0	0
0000080 Employee Benefits Totals	780,317	680,123	423,875	572,899	572,899	572,899

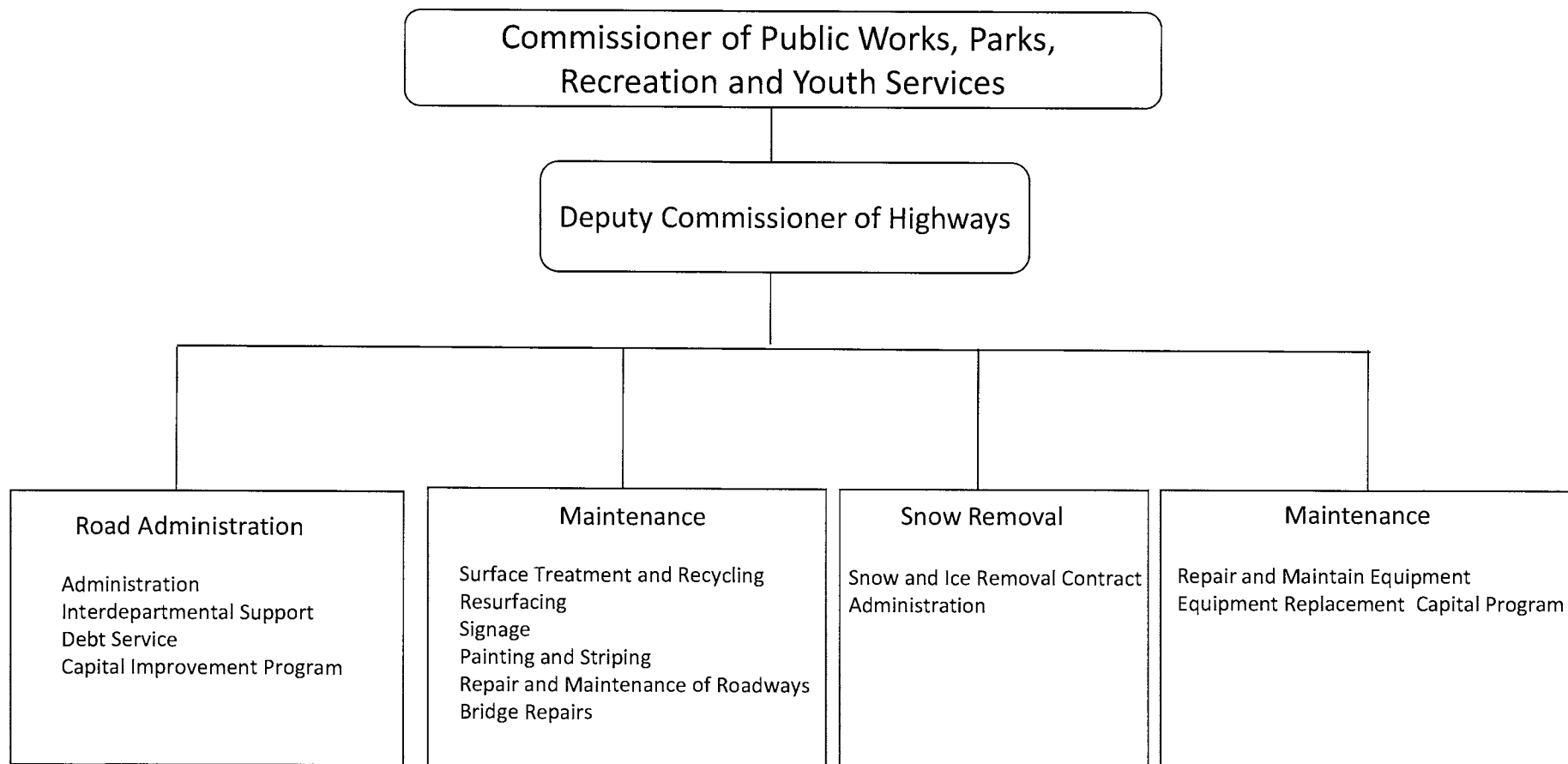
REPORT:BP032

BROOME COUNTY GOVERNMENT
REVENUE AND APPROPRIATION SUMMARY BY DEPARTMENT

FUND: 2010 Aviation Operating
DEPT: 28000000 Aviation

Account	2016 Actuals	2017 Budget	2017 YTD Actuals As of 11/03/17	2018 Budget Requested	2018 Budget Recommended	2018 Budget Adopted
Exp Totals for Dept: 28000000	8,335,752	3,725,519	2,178,965	3,569,427	3,569,427	3,569,427
Total for Dept: 28000000	-952,153	-2,193	881,089	0	0	0

Highway



Public Works, Parks, Recreation and Youth Services Highways (County Roads)

Mission Statement

To maintain a County road system allowing the transportation of people and goods throughout the county, in a cost effective, efficient and professional manner, enhancing community growth, economic well-being and quality of life.

Description

Responsible for maintaining 343.24 center-line miles of road. The Highway Division, in conjunction with the Engineering Division, are also responsible for maintaining 105 bridges with spans of twenty feet or more, 130 culverts with diameters ranging from five to twenty feet and 3,500 culverts with diameters of five feet or less. This involves the inspection and evaluation of county roads and bridges, and planning, reconstruction, repair, and maintenance projects.

The Highway Division is responsible for the administration, operation and maintenance of highway bridge and capital projects; this includes road widening and straightening, resurfacing and patching of existing county roads to ensure that maintenance is at required standards and safety levels. Emphasis is also placed on snow and ice control. In case of natural disasters, the division also assists other local municipalities with specialized equipment and expertise.

Departmental revenues attributed to the operation of the County Road fund are derived primarily from the sale of supplies such as road signs, sand and salt mix to other local governments, and highway work permit fees for work completed by utility companies and others in highway right-of-way. State aid revenues fund the highway operating and capital aid under the State Consolidated Local Highway Assistance Program (CHIPS). An interfund transfer from the General Fund is received to balance the County Road Fund.

2018 Objectives

- Develop and implement an annual highway maintenance program to ensure preservation of the existing system at an acceptable level of service and standard of construction and extend the useful life of the existing system.
- In-house design, construction, and reconstruction of county highways to conform to acceptable standards of service and construction in accordance with American Association of State Highway and Transportation Officials (AASHTO) Geometric Design and NYSDOT Standard Specifications.
- Rehabilitation of guiderail system to NYSDOT Standards, 40,000 feet of various Broome County roads.
- Preserve the load capacity of county bridges and improve/replace unsafe or inadequate structures in accordance with American Association of State Highway and Transportation Officials (AASHTO) Geometric Design and NYSDOT Geometric Design Policy for Bridges.
- Rehabilitate and stabilize approximately two hundred miles of highway shoulders annually.

- Resurface and provide surface treatment, truing, leveling and resurfacing to county highways as required, per industry standard and Broome County ten-year policy. Approximately thirty-five miles.
- Provide effective 24-hour a day snow and ice control for county roads during the winter season and maintain contracts with various towns for snowplowing and ice control per the New York State 24-hour bare road policy.
- Develop a bridge cleaning and maintenance program for county bridges.
- Ensure that legible pavement markings are provided along county highways per the Manual of Uniform Traffic Control Devices.
- Ensure clear sight lines by cutting grass, trees and brush along approximately 700 miles of county right-of-way in accordance with Section 102 of New York State Highway Law.
- Review requests and issue permits for work within right-of-ways by utilities and contractors. This amounts to approximately eighty permits annually.

2018 Budget Highlights

- Maintain safety and condition of county highway system with limited funds.

Public Works, Parks, Recreation & Youth Services 29010205
Highways(County Roads)

<u>Title of Position</u>	<u>Grade/Unit</u>	2016 <u>Actuals</u>	As of 7/5/2017 Current <u>Authorized</u>	2018 <u>Requested</u>	2018 <u>Recommended</u>	2018 <u>Adopted</u>
<u>Full-Time Positions</u>						
Deputy Commissioner of Public Works/Highway	F Admin	1	1	1	1	1
Management Associate*	AFSCME	1	0	0	0	0
Assistant General Highway Supervisor	AFSCME	2	2	2	2	2
Highway Crew Supervisor	AFSCME	5	5	5	5	5
Paint Crew Supervisor - DPW	AFSCME	1	1	1	1	1
Painter - DPW	AFSCME	2	2	2	2	2
Public Works Office Assistant	AFSCME	1	1	1	1	1
Highway Clerk	AFSCME	1	1	1	1	1
Carpenter	AFSCME	1	1	1	1	1
Assistant Carpenter	AFSCME	1	1	1	1	1
Laborer **	AFSCME	3	2	2	2	2
Motor Equipment Operator III	AFSCME	10	10	10	10	10
Motor Equipment Operator II	AFSCME	18	18	18	18	18
Motor Equipment Operator I	AFSCME	12	12	12	12	12
Total Full-Time Positions		59	57	57	57	57
<u>Part-Time Positions</u>						
None						
Total Part-Time Positions		0	0	0	0	0
Total Positions		59	57	57	57	57

* One position unfunded since 2012, abolished in 2017

**One position unfunded since 2012, abolished in 2017

REPORT:BP032

BROOME COUNTY GOVERNMENT
REVENUE AND APPROPRIATION SUMMARY BY DEPARTMENT

FUND: 3120 County Road Operating
DEPT: 29000000 Highway

Account	2016 Actuals	2017 Budget	2017 YTD Actuals As of 11/03/17	2018 Budget Requested	2018 Budget Recommended	2018 Budget Adopted
0000002 Departmental Income						
5000214 ROADWAY USE FEES	83,694	35,000	37,279	50,000	50,000	50,000
5000333 OTHER DEPARTMENTAL CHARGEBACK	19,378	20,000	18,638	20,000	20,000	20,000
5000429 SALE OF SUPPLIES TO OTHER GOVT	7,632	10,000	13,916	10,000	10,000	10,000
0000002 Departmental Income Total	110,704	65,000	69,833	80,000	80,000	80,000
0000003 Use of Money						
5000451 INTEREST AND EARNINGS	932	1,900	366	1,000	1,000	1,000
5000462 RENTAL OF EQUIPMENT OTHER GOVT	3,766	20,000	0	20,000	20,000	20,000
0000003 Use of Money Total	4,698	21,900	366	21,000	21,000	21,000
0000006 Sale of Prop and Comp for Loss						
5000516 MINOR SALES - PUBLIC WORKS	2,734	4,000	4,865	4,000	4,000	4,000
0000006 Sale of Prop and Comp for Loss Total	2,734	4,000	4,865	4,000	4,000	4,000
0000007 Misc Interfund Revenues						
5000533 UNCLASSIFIED REVENUES	1,500	1,500	1,500	1,500	1,500	1,500
5000534 TRANSFER FROM INSURANCE RESERV	12,571	31,797	34,277	31,797	31,797	31,797
5000545 CREDIT CARD REBATES	456	0	356	0	0	0
5000562 TRANSFER FROM GENERAL FUND	5,520,506	6,180,433	6,180,433	6,262,353	6,262,353	6,262,353
5000563 TRANSFER FROM CAPITAL FUND	336	0	0	0	0	0
5000569 TRANSFER - DEBT SERVICE FUND	872,364	758,000	809,897	787,000	787,000	787,000
5000580 UNUSED CAPITAL FUND	4,907	0	0	0	0	0
0000007 Misc Interfund Revenues Total	6,412,640	6,971,730	7,026,463	7,082,650	7,082,650	7,082,650
0000008 State Aid						
5000808 OTHER STATE AID	1,223,000	0	0	0	0	0
5000846 CONSOLIDATED HIGHWAY AID	2,304,025	3,074,325	1,361,546	3,074,325	3,074,325	3,074,325
0000008 State Aid Total	3,527,025	3,074,325	1,361,546	3,074,325	3,074,325	3,074,325
0000009 Federal Aid						
5000952 ARRA DEBT REIMBURSEMENT	127,983	127,982	63,923	127,845	127,845	127,845
5000990 FEMA REVENUE	0	0	22,797	0	0	0

BROOME COUNTY GOVERNMENT
REVENUE AND APPROPRIATION SUMMARY BY DEPARTMENT

FUND: 3120 County Road Operating
DEPT: 29000000 Highway

Account	2016 Actuals	2017 Budget	2017 YTD Actuals As of 11/03/17	2018 Budget Requested	2018 Budget Recommended	2018 Budget Adopted
0000009 Federal Aid Total	127,983	127,982	86,720	127,845	127,845	127,845
Rev Totals for Dept: 29000000	10,185,784	10,264,937	8,549,793	10,389,820	10,389,820	10,389,820
0000010 Personnel Service						
6001000 SALARIES FULL-TIME	2,772,374	2,766,485	2,217,750	2,796,141	2,796,141	2,796,141
6001002 SALARIES TEMPORARY	53,314	0	23,553	0	0	0
6001003 SALARIES OVERTIME	128,926	150,000	81,174	150,000	150,000	150,000
6001004 SALARIES SHIFT DIFFERENTIAL	10,980	15,000	6,386	12,000	12,000	12,000
6001006 OUT OF TITLE PAY	18,219	15,000	12,909	15,000	15,000	15,000
6001009 OTHER PERSONNEL SERVICES	12,575	12,825	12,600	12,825	12,825	12,825
0000010 Personnel Service Totals	2,996,388	2,959,310	2,354,372	2,985,966	2,985,966	2,985,966
0000040 Contractual Expenditures						
6004000 MAT & SUPPLIES-SURFACE TREAT	391,332	400,000	390,969	350,000	350,000	350,000
6004001 MAT & SUPPLIES-SIGNS & POSTS	8,302	15,000	12,302	13,000	13,000	13,000
6004002 MAT & SUPPLIES-PAINT	68,918	70,000	50,472	70,000	70,000	70,000
6004003 MAT & SUPPLIES-GUIDE RAILS	29,959	30,000	0	30,000	30,000	30,000
6004004 MATERIAL & SUPPLIES-OTHER	79,950	80,000	23,160	80,000	80,000	80,000
6004005 SNOW REMOVAL MATERIALS & SUPPL	519,502	456,869	426,511	450,000	450,000	450,000
6004012 OFFICE SUPPLIES	1,476	1,350	507	1,350	1,350	1,350
6004022 FUEL AND HEATING SUPPLIES	29,861	35,000	18,218	33,000	33,000	33,000
6004030 FOOD AND BEVERAGES	735	0	242	0	0	0
6004052 UNIFORMS	3,318	3,300	3,111	3,300	3,300	3,300
6004054 SAFETY SUPPLIES	9,311	11,800	5,798	10,000	10,000	10,000
6004105 DUES AND MEMBERSHIPS	499	500	0	500	500	500
6004113 WATER AND SEWAGE CHARGES	3,052	3,500	3,254	3,500	3,500	3,500
6004115 ELECTRIC CURRENT	29,433	30,000	24,697	30,000	30,000	30,000
6004116 TAXES	30	400	41	400	400	400
6004117 BUILDING AND GROUNDS EXPENSES	4,552	4,500	2,954	4,500	4,500	4,500
6004137 ADVERTISING AND PROMOTION EXPE	0	0	138	0	0	0
6004138 OTHER OPERATIONAL EXPENSES	20,014	18,320	16,461	18,320	18,320	18,320
6004162 EDUCATION AND TRAINING	300	0	0	0	0	0
6004191 OUTSIDE RENTALS-MACHINERY	56,906	56,906	16,828	42,846	42,846	42,846
6004196 COPYING MACHINE RENTALS	478	2,000	1,170	2,000	2,000	2,000

REPORT:BP032

BROOME COUNTY GOVERNMENT
REVENUE AND APPROPRIATION SUMMARY BY DEPARTMENT

FUND: 3120 County Road Operating
DEPT: 29000000 Highway

Account	2016 Actuals	2017 Budget	2017 YTD Actuals As of 11/03/17	2018 Budget Requested	2018 Budget Recommended	2018 Budget Adopted
6004200 PROPERTY LOSS	9,199	1,567	4,047	0	0	0
6004203 INSURANCE CLAIMS	1,805	30,230	30,230	0	0	0
6004413 OTHER HEALTH AND MEDICAL SERVI	1,639	1,661	0	1,661	1,661	1,661
6004504 OTHER FINANCIAL SERVICES	12,268	11,216	11,215	10,108	10,108	10,108
0000040 Contractual Expenditures Totals	1,282,839	1,264,119	1,042,325	1,154,485	1,154,485	1,154,485
0000041 Chargeback Expenses						
6004602 INSURANCE PREMIUM CHARGEBACK	56,667	51,905	38,929	47,527	47,527	47,527
6004634 Indirect Costs - Excess of Bud	150,788	0	0	0	0	0
0000041 Chargeback Expenses Totals	207,455	51,905	38,929	47,527	47,527	47,527
0000060 Principal on Indebtedness						
6006000 PRINCIPAL ON SERIAL BONDS	1,593,412	1,790,359	1,790,359	1,764,672	1,764,672	1,764,672
6006001 PRINCIPAL ON BANS	1,331,981	1,054,981	1,054,981	1,270,723	1,270,723	1,270,723
6006008 PRINCIPAL ON CAPITAL LEASE	1,034	0	0	0	0	0
0000060 Principal on Indebtedness Totals	2,926,427	2,845,340	2,845,340	3,035,395	3,035,395	3,035,395
0000070 Interest on Indebtedness						
6007000 INTEREST ON SERIAL BONDS	671,026	747,962	747,961	629,895	629,895	629,895
6007001 INTEREST ON BANS	374,287	285,915	285,915	403,488	403,488	403,488
6007005 INTEREST ON CAPITAL LEASE	10	0	0	0	0	0
0000070 Interest on Indebtedness Totals	1,045,323	1,033,877	1,033,876	1,033,383	1,033,383	1,033,383
0000080 Employee Benefits						
6008001 STATE RETIREMENT	503,157	482,981	434,462	489,782	489,782	489,782
6008002 SOCIAL SECURITY	215,373	225,375	169,100	229,424	229,424	229,424
6008004 WORKERS COMPENSATION	112,033	103,705	77,779	94,615	94,615	94,615
6008006 LIFE INSURANCE	851	885	699	885	885	885
6008007 HEALTH INSURANCE	632,317	624,818	485,995	612,048	612,048	612,048
6008009 RETIREE HEALTH INSURANCE	656,624	675,491	472,795	706,310	706,310	706,310
6008011 UNEMPLOYMENT INSURANCE	0	4,000	3,591	0	0	0
6008013 HEALTH INS - RETIRE INCENTIVE	12,822	0	0	0	0	0
0000080 Employee Benefits Totals	2,133,177	2,117,255	1,644,421	2,133,064	2,133,064	2,133,064

REPORT:BP032

BROOME COUNTY GOVERNMENT
REVENUE AND APPROPRIATION SUMMARY BY DEPARTMENT

FUND: 3120 County Road Operating
DEPT: 29000000 Highway

Account	2016 Actuals	2017 Budget	2017 YTD Actuals As of 11/03/17	2018 Budget Requested	2018 Budget Recommended	2018 Budget Adopted
Exp Totals for Dept: 29000000	10,591,609	10,271,806	8,959,263	10,389,820	10,389,820	10,389,820
Total for Dept: 29000000	-405,825	-6,869	-409,470	0	0	0

Public Works, Parks, Recreation & Youth Services 30020105
Highways(Road Machinery)

<u>Title of Position</u>	<u>Grade/Unit</u>	2016 <u>Actuals</u>	As of 7/5/2017 Current <u>Authorized</u>	2018 <u>Requested</u>	2018 <u>Recommended</u>	2018 <u>Adopted</u>
<u>Full-Time Positions</u>						
Equipment Service Supervisor	AFSCME	1	1	1	1	1
Stores Clerk	AFSCME	2	2	2	2	2
Equipment Mechanic III	AFSCME	6	6	6	6	6
Equipment Mechanic II *	AFSCME	2	1	1	1	1
Equipment Mechanic I	AFSCME	2	2	2	2	2
Total Full-Time Positions		13	12	12	12	12
<u>Part-Time Positions</u>						
None						
Total Part-Time Positions		0	0	0	0	0
Total Positions		13	12	12	12	12

* One position unfunded since 2014, abolished in 2017

BROOME COUNTY GOVERNMENT
REVENUE AND APPROPRIATION SUMMARY BY DEPARTMENT

FUND: 3160 Road Machinery Operating
DEPT: 30000000 Road Machinery

Account	2016 Actuals	2017 Budget	2017 YTD Actuals As of 11/03/17	2018 Budget Requested	2018 Budget Recommended	2018 Budget Adopted
0000002 Departmental Income						
5000189 OTHER LOCAL GOVERNMENTS	1,990	4,000	1,325	4,000	4,000	4,000
0000002 Departmental Income Total	1,990	4,000	1,325	4,000	4,000	4,000
0000003 Use of Money						
5000451 INTEREST AND EARNINGS	650	700	528	700	700	700
0000003 Use of Money Total	650	700	528	700	700	700
0000006 Sale of Prop and Comp for Loss						
5000518 SALE OF EQUIPMENT	28,415	25,000	0	25,000	25,000	25,000
0000006 Sale of Prop and Comp for Loss Total	28,415	25,000	0	25,000	25,000	25,000
0000007 Misc Interfund Revenues						
5000562 TRANSFER FROM GENERAL FUND	2,420,702	2,589,117	2,589,117	2,519,981	2,519,981	2,519,981
5000569 TRANSFER - DEBT SERVICE FUND	40,265	29,900	30,100	41,510	41,510	41,510
0000007 Misc Interfund Revenues Total	2,460,967	2,619,017	2,619,217	2,561,491	2,561,491	2,561,491
0000009 Federal Aid						
5000952 ARRA DEBT REIMBURSEMENT	18,968	18,967	9,474	18,947	18,947	18,947
0000009 Federal Aid Total	18,968	18,967	9,474	18,947	18,947	18,947
Rev Totals for Dept: 30000000	2,510,990	2,667,684	2,630,544	2,610,138	2,610,138	2,610,138
0000010 Personnel Service						
6001000 SALARIES FULL-TIME	607,231	616,436	518,295	628,477	628,477	628,477
6001003 SALARIES OVERTIME	32,089	20,000	15,284	20,000	20,000	20,000
6001004 SALARIES SHIFT DIFFERENTIAL	3,131	3,200	2,444	3,200	3,200	3,200
6001006 OUT OF TITLE PAY	537	1,500	1,075	1,500	1,500	1,500
6001009 OTHER PERSONNEL SERVICES	2,700	2,700	675	2,700	2,700	2,700

REPORT:BP032

BROOME COUNTY GOVERNMENT
REVENUE AND APPROPRIATION SUMMARY BY DEPARTMENT

FUND: 3160 Road Machinery Operating
DEPT: 30000000 Road Machinery

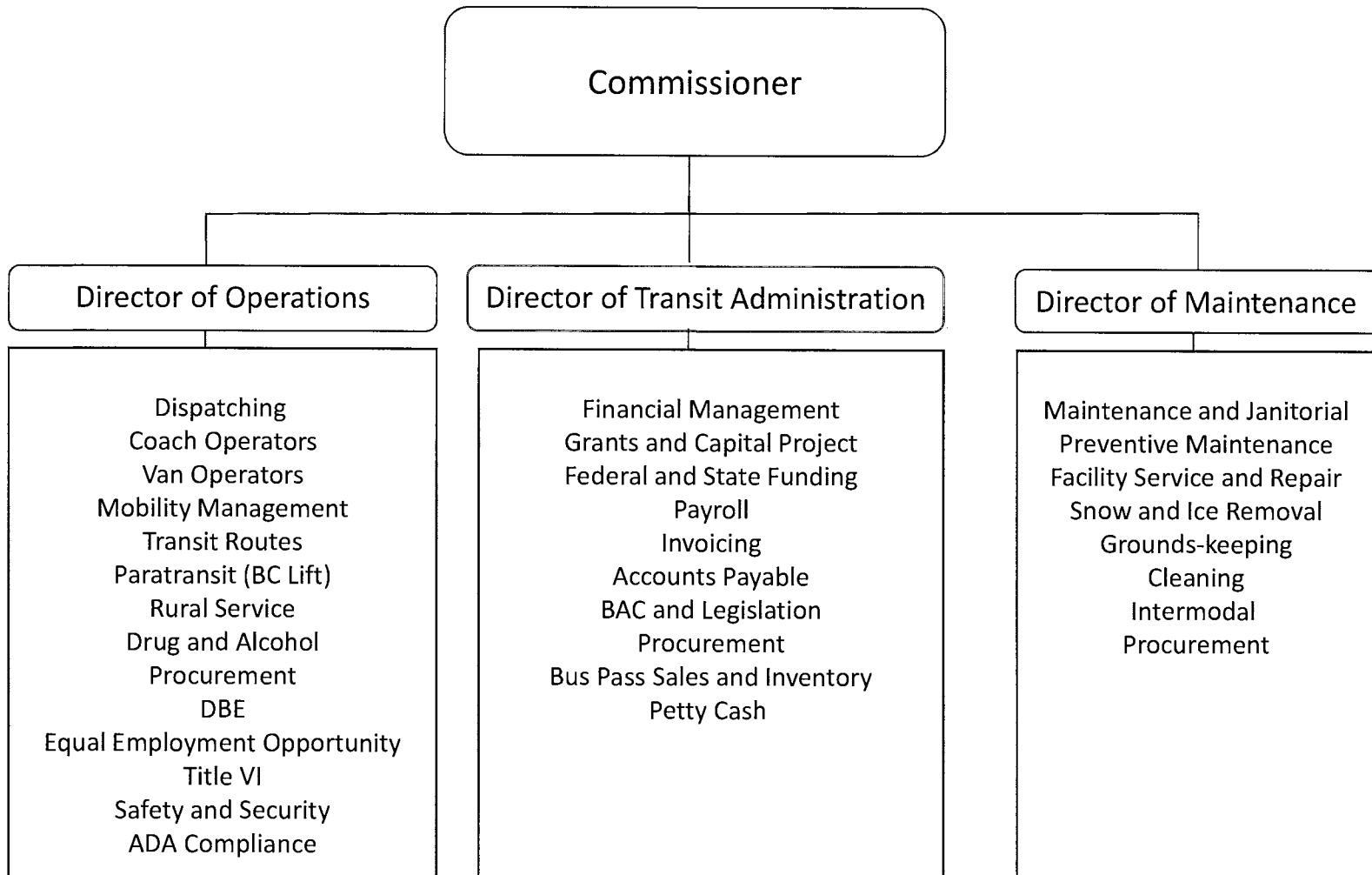
Account	2016 Actuals	2017 Budget	2017 YTD Actuals As of 11/03/17	2018 Budget Requested	2018 Budget Recommended	2018 Budget Adopted
0000010 Personnel Service Totals	645,688	643,836	537,773	655,877	655,877	655,877
0000040 Contractual Expenditures						
6004006 GARAGE & SHOP OPERATIONAL SUPP	10,987	10,000	7,834	10,000	10,000	10,000
6004012 OFFICE SUPPLIES	2,102	1,144	532	1,144	1,144	1,144
6004021 BLDG MAINTENANCE SUPPLIES	851	2,000	1,688	2,000	2,000	2,000
6004022 FUEL AND HEATING SUPPLIES	104	1,000	133	1,000	1,000	1,000
6004023 BLDG AND GROUNDS SUPPLIES	2,602	1,500	1,484	1,500	1,500	1,500
6004040 MOTOR EQUIPMENT SUPPLIES	314,925	240,000	197,147	285,000	285,000	285,000
6004046 GAS OIL GREASE AND DIESEL FUEL	215,444	360,311	222,303	300,000	300,000	300,000
6004047 TIRES AND TUBES	55,439	40,000	2,764	50,000	50,000	50,000
6004054 SAFETY SUPPLIES	2,610	2,376	607	2,376	2,376	2,376
6004100 POSTAGE AND FREIGHT	14	88	0	88	88	88
6004102 TELEPHONE EQUIPMENT	3,465	3,000	1,796	3,000	3,000	3,000
6004117 BUILDING AND GROUNDS EXPENSES	3,112	4,000	399	4,000	4,000	4,000
6004130 MOTOR EQUIP REPAIRS AND MAINT	37,307	25,000	2,422	25,000	25,000	25,000
6004133 UNIFORM AND CLOTHING ALLOWANCE	3,494	3,000	1,996	3,000	3,000	3,000
6004138 OTHER OPERATIONAL EXPENSES	14,415	8,000	7,969	8,000	8,000	8,000
6004161 TRAVEL HOTEL AND MEALS	0	0	78	0	0	0
6004196 COPYING MACHINE RENTALS	1,126	1,200	785	1,200	1,200	1,200
6004504 OTHER FINANCIAL SERVICES	1,818	1,663	1,662	1,499	1,499	1,499
0000040 Contractual Expenditures Totals	669,815	704,282	451,599	698,807	698,807	698,807
0000041 Chargeback Expenses						
6004634 Indirect Costs - Excess of Bud	47,609	0	0	0	0	0
0000041 Chargeback Expenses Totals	47,609	0	0	0	0	0
0000060 Principal on Indebtedness						
6006000 PRINCIPAL ON SERIAL BONDS	370,989	416,936	416,936	272,480	272,480	272,480
6006001 PRINCIPAL ON BANS	336,712	304,006	304,006	367,908	367,908	367,908
0000060 Principal on Indebtedness Totals	707,701	720,942	720,942	640,388	640,388	640,388
0000070 Interest on Indebtedness						
6007000 INTEREST ON SERIAL BONDS	106,887	125,618	125,618	101,032	101,032	101,032
6007001 INTEREST ON BANS	65,428	57,200	57,199	87,880	87,880	87,880

BROOME COUNTY GOVERNMENT
 REVENUE AND APPROPRIATION SUMMARY BY DEPARTMENT

FUND: 3160 Road Machinery Operating
 DEPT: 30000000 Road Machinery

Account	2016 Actuals	2017 Budget	2017 YTD Actuals As of 11/03/17	2018 Budget Requested	2018 Budget Recommended	2018 Budget Adopted
0000070 Interest on Indebtedness Totals	172,315	182,818	182,817	188,912	188,912	188,912
0000080 Employee Benefits						
6008001 STATE RETIREMENT	109,375	101,377	81,099	100,838	100,838	100,838
6008002 SOCIAL SECURITY	46,450	49,084	38,854	50,090	50,090	50,090
6008004 WORKERS COMPENSATION	33,465	30,977	23,233	28,261	28,261	28,261
6008006 LIFE INSURANCE	178	180	148	180	180	180
6008007 HEALTH INSURANCE	136,731	131,416	104,155	127,990	127,990	127,990
6008009 RETIREE HEALTH INSURANCE	101,373	102,772	74,035	118,795	118,795	118,795
6008013 HEALTH INS - RETIRE INCENTIVE	1,448	0	0	0	0	0
0000080 Employee Benefits Totals	429,020	415,806	321,524	426,154	426,154	426,154
Exp Totals for Dept: 30000000	2,672,148	2,667,684	2,214,655	2,610,138	2,610,138	2,610,138
Total for Dept: 30000000	-161,158	0	415,889	0	0	0

Public Transportation



Public Transportation

Mission Statement

To provide safe, clean, reliable, and affordable public transportation to the community in the most effective and cost efficient manner.

Description

Mass Transit has a 149-year history in Broome County. In 1968, Broome County assumed ownership and operation of transit services from the Triple Cities Traction Corporation creating the Department of Public Transportation (aka BC Transit) by County Charter, Article X of the Broome County Charter.

BC Transit currently operates the community's public transportation programs including: Fixed Route (Transit), ADA mandated Paratransit Service (BC Lift), Elder transportation (OFA Mini Bus) and Rural Demand Service (BC Country). By operating the Department of Public Transportation as an Enterprise Fund, the department generates its annual funding largely through Federal and State aid, and to a lesser extent, through ridership fare revenues. As required by federal guidelines, the department relies on a percentage of financial support from Broome County.

BC Transit's main facilities are the Transit Center located at 413 Old Mill Road in the Town of Vestal and the Greater Binghamton Transportation Center located in downtown Binghamton. The Intermodal Facility leases space to Interstate Carriers Greyhound and Coach USA. The Department operates a network of 15 fixed routes and 2 Commuter Routes using the Intermodal (BC Junction) as a central transfer point. The Fixed Route service operates seven days a week with extended hours into the evening and requires 33 buses at peak times. BC Transit maintains a fleet of 39 wheelchair accessible transit buses for Fixed Route service, providing approximately 2.3 million rides while traveling over 1.94 million miles annually.

Under contract with Serafini Transportation Corp., the organization provides BC Lift (ADA) and OFA mini bus transportation to disabled and elderly customers in the community's urbanized area. These services are provided by a fleet of 12 fourteen-passenger vans which provide approximately 80,000 rides per year. The Department of Public Transportation also provides a rural transportation demand service program, BC Country, which utilizes a fleet of seven fourteen-passenger vans and provides over 25,000 rides per year to rural users.

2018 Objectives

- To collaboratively seek funding to expand work commuter transportation services to Kirkwood/Conklin and Tioga County.
- To fine-tune service offerings, continue customer service improvements and seek new operational efficiencies.
- To maintain the highest standards for; safe and efficient field operations, FTA, ADA and NYS/DOT compliance, and sound fiscal management.
- Reduce average fleet age and vehicle operating expense.
- Update technology.
- To maximize new State/Federal funds and pursue all competitive grant opportunities.

2018 Budget Highlights

- Meets the administration's flat funding objectives and continues the trend of decreasing County Share; now down over 50% from high of \$2.1M to less than \$1.0M projection for 2017.
- No change in service levels with continued stable employment.
- New capital funding agreement with NYSDOT allowing 4 years of predictable capital funds stabilizing financial plans.
- State Operating Assistance (STOA) to increase by 1.99%.
- Capture improved fleet productivity with the delivery of new buses from 2017, reducing operating costs and improving fuel economy.
- Expand "where's my bus" GPS technology rolled out in 2017.

Public Transportation 31010105

<u>Title of Position</u>	<u>Grade/Unit</u>	As of		<u>2018</u> <u>Requested</u>	<u>2018</u> <u>Recommended</u>	<u>2018</u> <u>Adopted</u>
		<u>2016</u> <u>Actuals</u>	<u>7/5/2017</u> <u>Current</u> <u>Authorized</u>			
<u>Full-Time Positions</u>						
Commissioner of Transportation	G Admin	1	1	1	1	1
Director of Transit Administration	B Admin	0	1	1	1	1
Director of Transit Operations	23 Admin	1	1	1	1	1
Director of Transit Maintenance	23 Admin	1	1	1	1	1
Director of Transit Administration	23 Admin	1	0	0	0	0
Transit Supervisor	18 BAPA	3	3	3	3	3
Transit Mechanic Supervisor	17 CSEA	2	2	2	2	2
Principal Account Clerk	13 CSEA	1	1	1	1	1
Dispatcher	10 CSEA	2	2	2	2	2
Senior Account Clerk	9 CSEA	1	1	1	1	1
Transit Route Clerk	9 CSEA	1	1	1	1	1
Account Clerk Typist	7 CSEA	1	1	1	1	1
Clerk *	6 CSEA	2	2	2	2	2
Coach Operator **	ATU	38	38	40	40	40
Senior Transit Mechanic***	ATU	10	10	10	10	10
Transit Mechanic	ATU	1	1	1	1	1
Transit Mechanic Helper	ATU	3	3	3	3	3
Total Full-Time Positions		69	69	71	71	71
<u>Part-Time Positions</u>						
Senior Account Clerk	9 CSEA	1	0	0	0	0
Custodial Worker ****	6 CSEA	1	1	2	2	2
Coach Operator	ATU	14	14	14	14	14
Passenger Van Operator	ATU	10	10	10	10	10
Total Part-Time Positions		26	25	26	26	26
Total Positions		95	94	97	97	97

* One position unfunded since 2015

** Two Positions moved from Temporary to Permanent in 2018

*** One position unfunded since 2015

**** One position moved from Temporary to Permanent in 2018

BROOME COUNTY GOVERNMENT
REVENUE AND APPROPRIATION SUMMARY BY DEPARTMENT

FUND: 2040 Transit Operating
DEPT: 31000000 Public Transportation

Account	2016 Actuals	2017 Budget	2017 YTD Actuals As of 11/03/17	2018 Budget Requested	2018 Budget Recommended	2018 Budget Adopted
0000002 Departmental Income						
5000126 FARES & FEES	1,685,775	1,736,000	1,327,246	1,736,000	1,736,000	1,736,000
5000128 ADVERTISING REVENUES	133,415	132,500	74,402	135,250	135,250	135,250
5000137 SPACE RENTAL-OTHER	165,533	166,284	133,405	170,284	170,284	170,284
5000190 B C LIFT AND FARES	162,442	150,000	110,299	210,000	210,000	210,000
5000191 B C COUNTRY FARES	52,576	66,000	35,381	66,000	66,000	66,000
5000246 SUNY BROOME FARES	100,000	100,000	75,000	135,000	135,000	135,000
5000333 OTHER DEPARTMENTAL CHARGEBACK	6,286	6,500	723	1,000	1,000	1,000
5000420 SUNY - OCC. CONTRACT	597,900	597,900	315,000	635,500	635,500	635,500
5000421 BINGHAMTON SD CONTRACT	248,146	247,158	149,777	292,234	292,234	292,234
5000426 MISCELLANEOUS	186	0	37	0	0	0
5000440 CHARGEBACK OF SERVICES PROVIDE	184,860	193,320	140,301	193,320	193,320	193,320
0000002 Departmental Income Total	3,337,119	3,395,662	2,361,571	3,574,588	3,574,588	3,574,588
0000003 Use of Money						
5000451 INTEREST AND EARNINGS	280	225	451	500	500	500
5000463 PARKING LOT	5,321	6,000	5,712	5,500	5,500	5,500
5000470 VENDING MACHINE	24,440	17,500	9,558	25,200	25,200	25,200
0000003 Use of Money Total	30,041	23,725	15,721	31,200	31,200	31,200
0000006 Sale of Prop and Comp for Loss						
5000510 SALE OF SCRAP & EXCESS MATERIA	7,632	5,000	4,030	5,000	5,000	5,000
0000006 Sale of Prop and Comp for Loss Total	7,632	5,000	4,030	5,000	5,000	5,000
0000007 Misc Interfund Revenues						
5000530 REFUNDS OF PRIOR YEARS EXPENDI	2,736	0	806	0	0	0
5000532 PREMIUM & ACCRUED INT ON OBLIG	6,071	0	4,962	0	0	0
5000534 TRANSFER FROM INSURANCE RESERV	72,747	7,739	83,104	0	0	0
5000545 CREDIT CARD REBATES	555	400	328	500	500	500
5000562 TRANSFER FROM GENERAL FUND	1,847,558	1,307,329	1,307,329	961,462	961,462	961,462
5000570 EARNINGS ON TEMPORARY INVESTME	296	0	0	0	0	0
0000007 Misc Interfund Revenues Total	1,929,963	1,315,468	1,396,529	961,962	961,962	961,962
0000008 State Aid						
5000804 MASS TRANSIT	290,296	305,500	134,961	311,610	311,610	311,610

REPORT:BP032

BROOME COUNTY GOVERNMENT
REVENUE AND APPROPRIATION SUMMARY BY DEPARTMENT

FUND: 2040 Transit Operating
DEPT: 31000000 Public Transportation

Account	2016 Actuals	2017 Budget	2017 YTD Actuals As of 11/03/17	2018 Budget Requested	2018 Budget Recommended	2018 Budget Adopted
5000805 MASS TRANSIT SUPPLEMENTAL	4,083,341	3,255,000	1,800,189	3,520,100	3,520,100	3,520,100
5000849 BUSES/MASS TRANSP-CAPITAL PROJ	6,455	0	0	0	0	0
0000008 State Aid Total	4,380,092	3,560,500	1,935,150	3,831,710	3,831,710	3,831,710
0000009 Federal Aid						
5000901 FEDERAL AID - OTHER	9,369	2,500	3,160	2,500	2,500	2,500
5000902 MASS TRANSIT	3,609,134	3,626,715	1,920,026	3,465,500	3,465,500	3,465,500
5000952 ARRA DEBT REIMBURSEMENT	20,866	20,842	6,001	20,819	20,819	20,819
0000009 Federal Aid Total	3,639,369	3,650,057	1,929,187	3,488,819	3,488,819	3,488,819
Rev Totals for Dept: 31000000	13,324,216	11,950,412	7,642,188	11,893,279	11,893,279	11,893,279
0000010 Personnel Service						
6001000 SALARIES FULL-TIME	3,388,647	3,395,233	2,297,559	3,478,668	3,478,668	3,478,668
6001001 SALARIES PART-TIME	688,259	848,956	545,061	863,855	863,855	863,855
6001002 SALARIES TEMPORARY	121,602	110,261	90,849	0	0	0
6001003 SALARIES OVERTIME	145,372	120,000	140,359	120,000	120,000	120,000
6001004 SALARIES SHIFT DIFFERENTIAL	11,684	8,500	10,067	8,500	8,500	8,500
6001009 OTHER PERSONNEL SERVICES	67	0	0	0	0	0
0000010 Personnel Service Totals	4,355,631	4,482,950	3,083,895	4,471,023	4,471,023	4,471,023
0000040 Contractual Expenditures						
6004010 BOOKS AND SUBSCRIPTIONS	658	300	330	300	300	300
6004011 DUPLICATING AND PRINTING RM SU	0	1,000	0	1,000	1,000	1,000
6004012 OFFICE SUPPLIES	2,870	3,000	3,779	3,000	3,000	3,000
6004020 DPW BLDG SERVICE SUPPLIES	0	200	80	200	200	200
6004021 BLDG MAINTENANCE SUPPLIES	8,751	4,500	9,404	7,500	7,500	7,500
6004022 FUEL AND HEATING SUPPLIES	37,848	57,000	24,542	53,000	53,000	53,000
6004023 BLDG AND GROUNDS SUPPLIES	15,038	18,500	10,661	15,000	15,000	15,000
6004040 MOTOR EQUIPMENT SUPPLIES	458,763	370,000	525,682	400,000	400,000	400,000
6004045 TRAINING AND EDUCATIONAL SUPPL	616	650	0	650	650	650
6004046 GAS OIL GREASE AND DIESEL FUEL	619,899	907,425	593,332	935,975	935,975	935,975
6004047 TIRES AND TUBES	72,349	72,000	54,942	72,000	72,000	72,000

BROOME COUNTY GOVERNMENT
 REVENUE AND APPROPRIATION SUMMARY BY DEPARTMENT

FUND: 2040 Transit Operating
 DEPT: 31000000 Public Transportation

Account	2016 Actuals	2017 Budget	2017 YTD Actuals As of 11/03/17	2018 Budget Requested	2018 Budget Recommended	2018 Budget Adopted
6004048 MISC OPERATIONAL SUPPLIES	42,941	44,500	61,442	44,000	44,000	44,000
6004052 UNIFORMS	11,917	9,000	7,791	8,000	8,000	8,000
6004054 SAFETY SUPPLIES	2,716	3,500	3,004	3,000	3,000	3,000
6004056 COMPUTER EQUIPMENT (NON CAPITAL	27,253	0	0	0	0	0
6004100 POSTAGE AND FREIGHT	263	500	282	500	500	500
6004101 TELEPHONE	0	0	5,862	16,236	16,236	16,236
6004105 DUES AND MEMBERSHIPS	2,625	2,625	2,626	2,625	2,625	2,625
6004106 GENERAL OFFICE EXPENSES	151	200	99	200	200	200
6004112 BLDG GROUNDS AND EQUIP REPAIR	9,197	8,000	5,360	10,000	10,000	10,000
6004113 WATER AND SEWAGE CHARGES	12,198	17,200	6,501	16,200	16,200	16,200
6004115 ELECTRIC CURRENT	66,264	88,000	50,331	82,000	82,000	82,000
6004117 BUILDING AND GROUNDS EXPENSES	49,156	35,000	34,692	41,000	41,000	41,000
6004120 KITCHEN & DINING ROOM EXPENSES	0	0	261	0	0	0
6004121 LAUNDRY AND DRY CLEANING EXPEN	10,552	9,000	9,456	10,500	10,500	10,500
6004130 MOTOR EQUIP REPAIRS AND MAINT	56,318	262,400	88,748	190,560	190,560	190,560
6004136 OPERATIONAL EQUIPMENT REPAIRS	1,139	1,500	70	1,500	1,500	1,500
6004137 ADVERTISING AND PROMOTION EXPE	29	23,000	449	0	0	0
6004138 OTHER OPERATIONAL EXPENSES	126,476	120,000	164,146	121,480	121,480	121,480
6004143 TRANSPORTATION SERVICES	85,394	0	0	0	0	0
6004144 DIAL-A-BUS-HANDICAPPED	842,929	850,000	762,417	930,000	930,000	930,000
6004160 MILEAGE AND PARKING-LOCAL	55	50	609	50	50	50
6004161 TRAVEL HOTEL AND MEALS	1,913	4,000	2,708	4,000	4,000	4,000
6004162 EDUCATION AND TRAINING	845	1,000	1,100	1,000	1,000	1,000
6004165 ADVISORY BD/TRUSTEES EXPENSES	0	600	0	600	600	600
6004169 DAY TRIP MEAL REIMBURSEMENT	0	50	0	50	50	50
6004192 SOFTWARE MAINTENANCE	1,300	0	0	0	0	0
6004196 COPYING MACHINE RENTALS	806	2,482	1,923	2,242	2,242	2,242
6004200 PROPERTY LOSS	7,194	1,073	4,263	0	0	0
6004203 INSURANCE CLAIMS	65,553	6,666	31,226	0	0	0
6004400 MEDICAL AND PHYSICAL EXAMS	5,154	5,000	4,192	5,000	5,000	5,000
6004504 OTHER FINANCIAL SERVICES	1,999	1,827	1,458	1,647	1,647	1,647
6004583 TAXES ON COUNTY PROPERTY	409	0	0	0	0	0
0000040 Contractual Expenditures Totals	2,649,538	2,931,748	2,473,768	2,981,015	2,981,015	2,981,015
0000041 Chargeback Expenses						
6004602 INSURANCE PREMIUM CHARGEBACK	289,737	230,776	173,082	169,353	169,353	169,353
6004604 DPW SECURITY CHARGEBACKS	138,696	144,905	108,679	144,425	144,425	144,425
6004614 OTHER CHARGEBACK EXPENSES	1,539	0	0	0	0	0
6004619 BUILDING SERVICE CHARGEBACK	60,888	81,000	51,382	81,000	81,000	81,000
6004634 Indirect Costs - Excess of Bud	346,351	0	0	0	0	0

REPORT:BP032

BROOME COUNTY GOVERNMENT
REVENUE AND APPROPRIATION SUMMARY BY DEPARTMENT

FUND: 2040 Transit Operating

DEPT: 31000000 Public Transportation

Account	2016 Actuals	2017 Budget	2017 YTD Actuals As of 11/03/17	2018 Budget Requested	2018 Budget Recommended	2018 Budget Adopted
0000041 Chargeback Expenses Totals	837,211	456,681	333,143	394,778	394,778	394,778
0000042 Depreciation						
6004801 DEPRECIATION - BUILDINGS	579,044	0	0	0	0	0
6004803 DEPRECIATION - IMPROV O/T BLDG	134,215	0	0	0	0	0
6004804 DEPRECIATION - MOTOR VEHICLES	689,071	0	101,450	0	0	0
6004805 DEPRECIATION - MACHINERY & EQU	39,869	0	0	0	0	0
0000042 Depreciation Totals	1,442,199	0	101,450	0	0	0
0000060 Principal on Indebtedness						
6006000 PRINCIPAL ON SERIAL BONDS	0	188,620	0	189,810	189,810	189,810
6006001 PRINCIPAL ON BANS	0	98,749	0	98,750	98,750	98,750
0000060 Principal on Indebtedness Totals	0	287,369	0	288,560	288,560	288,560
0000070 Interest on Indebtedness						
6007000 INTEREST ON SERIAL BONDS	106,152	107,908	80,898	93,841	93,841	93,841
6007001 INTEREST ON BANS	11,083	9,425	3,228	9,313	9,313	9,313
6007005 INTEREST ON CAPITAL LEASE	158	0	0	0	0	0
0000070 Interest on Indebtedness Totals	117,393	117,333	84,126	103,154	103,154	103,154
0000080 Employee Benefits						
6008001 STATE RETIREMENT	-5,892	664,158	520,381	640,908	640,908	640,908
6008002 SOCIAL SECURITY	313,456	342,946	220,367	334,242	334,242	334,242
6008004 WORKERS COMPENSATION	522,122	533,823	400,367	561,669	561,669	561,669
6008006 LIFE INSURANCE	1,329	1,440	996	1,245	1,245	1,245
6008007 HEALTH INSURANCE	778,035	806,576	590,767	778,683	778,683	778,683
6008008 OPEB - HEALTH INSURANCE	119,280	0	0	0	0	0
6008009 RETIREE HEALTH INSURANCE	828,677	828,890	585,708	884,325	884,325	884,325
6008010 DISABILITY INSURANCE	665	957	586	792	792	792
6008011 UNEMPLOYMENT INSURANCE	4,675	0	8,159	0	0	0
6008013 HEALTH INS - RETIRE INCENTIVE	-2,348	0	0	0	0	0
6008015 PENSION EXPENSE	983,193	0	0	0	0	0
0000080 Employee Benefits Totals	3,543,192	3,178,790	2,327,331	3,201,864	3,201,864	3,201,864

REPORT:BP032

BROOME COUNTY GOVERNMENT
REVENUE AND APPROPRIATION SUMMARY BY DEPARTMENT

FUND: 2040 Transit Operating

DEPT: 31000000 Public Transportation

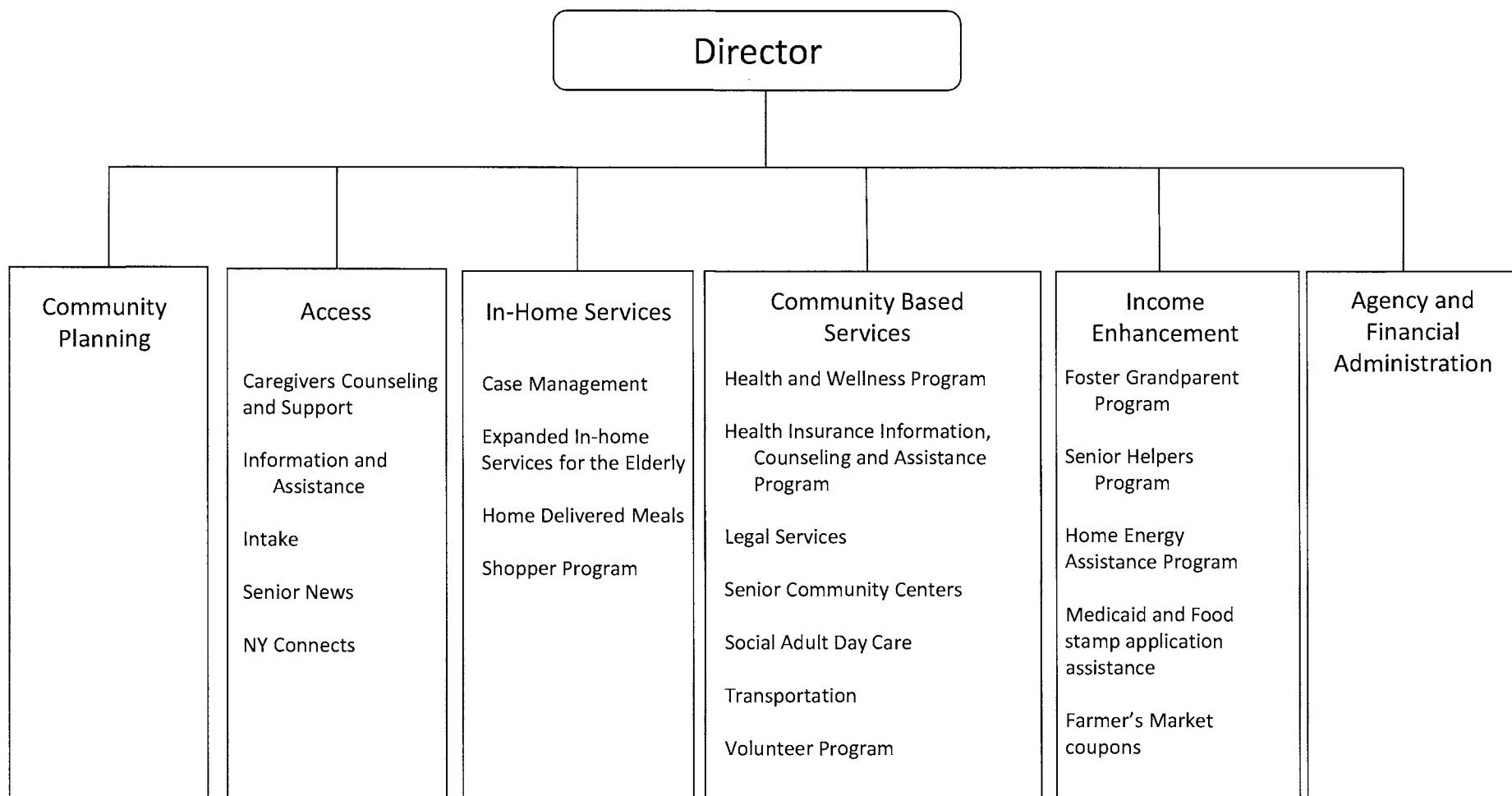
Account	2016 Actuals	2017 Budget	2017 YTD Actuals As of 11/03/17	2018 Budget Requested	2018 Budget Recommended	2018 Budget Adopted
0000090 Transfers						
6009002 TRANSFER TO GRANT FUND	0	495,541	451,767	452,885	452,885	452,885
0000090 Transfers Totals	0	495,541	451,767	452,885	452,885	452,885
Exp Totals for Dept: 31000000	12,945,164	11,950,412	8,855,480	11,893,279	11,893,279	11,893,279
Total for Dept: 31000000	379,052	0	-1,213,292	0	0	0

This page is intentionally left blank

Economic Assistance and Opportunity

<u>Department/Division</u>	<u>Page</u>
Office for Aging	306
Social Services	
Central Administration	312
Administrative Services	321
Support Services	325
Certification	332
Services	338
Social Service Programs	342
Veterans Services	348

Office for Aging



Office for Aging

Mission Statement

To improve and enrich the quality of life for all older persons residing in Broome County by promoting the dignity and independence of the older person and ensuring comprehensive and coordinated services are readily available while fostering public awareness of the value and contribution of older persons to the community.

Description

The Broome County Office for Aging is one of 59 area agencies on aging in New York State. The agency is dedicated to being a focal point for information, advocacy, and coordination of aging services. Services are provided directly by the agency and through contracts with 18 community organizations. Through several locations and programs, the Office for Aging annually provides services to 25% of the senior population of the County.

Office for Aging services fall into four main categories.

- Access
Caregiver Counseling and Support, NY Connects, Information and Assistance, Intake, and *Senior News* monthly newsletter.
- In-home Services
Case Management, Expanded In-home Services for the Elderly, Home Delivered Meals, and Shopper Program.
- Community Based Services
Health and Wellness Programs, Health Insurance Information, Counseling and Assistance Program, Legal Services, Senior Community Centers, Social Adult Day Care, Transportation and the Volunteer Program.
- Income Enhancement

Senior Helpers Program, Foster Grandparent Program, Medicaid and Food Stamp application assistance, Farmers Market coupons, and Home Energy Assistance Program (HEAP).

2018 Objectives

- To adjust services based on available funding and service requests.
- To serve as a leader in coordinating community efforts to define and prioritize needs and plan services to meet those needs of the growing senior population in Broome County.
- To continue our outreach efforts to assure we are reaching those who are most in need of service, including those who are frail, low income, minority, isolated, and those who are caregivers of seniors within our community.

2018 Budget Highlights

- The Office for Aging has seen a steady decrease in the mortgage tax revenues, which is the dedicated funding stream for the agency, since late 2013. This revenue source flattened out in 2016, but at a reduced rate of what it once was. The department is submitting a budget for 2018 that does not increase county support from 2017. This was achieved by using an increase in NY Connects funding, which is designated to sustain our expanded intake system, a slight reduction in the chargeback from Central Foods, and a small increase in State Community Services for the Elderly funding.
- The submitted budget includes several decreases in expenditures and projected revenue increases. We anticipate flat or reduced funding in the Home Energy Assistance Program. We continue to look for ways that we can save additional dollars.

Office for Aging 34010006

<u>Title of Position</u>	<u>Grade/Unit</u>	<u>2016 Actuals</u>	<u>As of 7/5/2017 Current Authorized</u>	<u>2018 Requested</u>	<u>2018 Recommended</u>	<u>2018 Adopted</u>
<u>Full-Time Positions</u>						
Director of OFA	F Admin	1	1	1	1	1
Fiscal Services Administrator	24 Admin	1	1	1	1	1
Caseworker	16 CSEA	1	1	1	1	1
Secretary	13 CSEA	1	1	1	1	1
Keyboard Specialist*	8 CSEA	1	1	0	0	0
Account Clerk	7 CSEA	1	1	1	1	1
Total Full-Time Positions		6	6	5	5	5
<u>Part-Time Positions</u>						
Senior Account Clerk	9 CSEA	1	1	1	1	1
Leisure Time Activities Leader	7 CSEA	1	1	1	1	1
Total Part-Time Positions		2	2	2	2	2
Total Positions		8	8	7	7	7

*Unfunded in 2017, abolished 2018

REPORT:BP032

BROOME COUNTY GOVERNMENT
REVENUE AND APPROPRIATION SUMMARY BY DEPARTMENT

FUND: 1010 General Operating
DEPT: 34000000 Office for Aging

Account	2016 Actuals	2017 Budget	2017 YTD Actuals As of 11/03/17	2018 Budget Requested	2018 Budget Recommended	2018 Budget Adopted
0000002 Departmental Income						
5000106 MORTGAGE TAX	1,031,045	1,050,000	718,502	1,050,000	1,050,000	1,050,000
5000324 OFA CHARGEBACKS 1-3	122,358	150,865	115,714	149,019	149,019	149,019
0000002 Departmental Income Total	1,153,403	1,200,865	834,216	1,199,019	1,199,019	1,199,019
0000007 Misc Interfund Revenues						
5000545 CREDIT CARD REBATES	491	0	358	0	0	0
5000546 Trust Account Inflows	106,206	0	0	0	0	0
0000007 Misc Interfund Revenues Total	106,697	0	358	0	0	0
Rev Totals for Dept: 34000000	1,260,100	1,200,865	834,574	1,199,019	1,199,019	1,199,019
0000010 Personnel Service						
6001000 SALARIES FULL-TIME	250,085	256,608	210,038	260,483	260,483	260,483
6001001 SALARIES PART-TIME	35,926	48,695	36,502	46,015	46,015	46,015
0000010 Personnel Service Totals	286,011	305,303	246,540	306,498	306,498	306,498
0000040 Contractual Expenditures						
6004010 BOOKS AND SUBSCRIPTIONS	205	224	0	224	224	224
6004012 OFFICE SUPPLIES	2,631	2,997	1,543	2,978	2,978	2,978
6004021 BLDG MAINTENANCE SUPPLIES	0	100	95	100	100	100
6004022 FUEL AND HEATING SUPPLIES	8,051	16,000	8,321	13,500	13,500	13,500
6004023 BLDG AND GROUNDS SUPPLIES	1,053	850	598	750	750	750
6004048 MISC OPERATIONAL SUPPLIES	553	1,056	379	991	991	991
6004053 RECREATIONAL AND ACTIVITY SUPP	2,749	0	0	0	0	0
6004100 POSTAGE AND FREIGHT	45	25	0	25	25	25
6004101 TELEPHONE	4,238	4,205	3,491	4,240	4,240	4,240
6004105 DUES AND MEMBERSHIPS	698	675	675	675	675	675
6004106 GENERAL OFFICE EXPENSES	718	736	610	764	764	764
6004113 WATER AND SEWAGE CHARGES	1,514	1,850	1,579	1,750	1,750	1,750
6004115 ELECTRIC CURRENT	26,125	24,987	16,152	24,487	24,487	24,487
6004117 BUILDING AND GROUNDS EXPENSES	38,750	40,467	25,905	29,032	29,032	29,032
6004137 ADVERTISING AND PROMOTION EXPE	0	50	6,244	50	50	50

REPORT:BP032

BROOME COUNTY GOVERNMENT
REVENUE AND APPROPRIATION SUMMARY BY DEPARTMENT

FUND: 1010 General Operating
DEPT: 34000000 Office for Aging

Account	2016 Actuals	2017 Budget	2017 YTD Actuals As of 11/03/17	2018 Budget Requested	2018 Budget Recommended	2018 Budget Adopted
6004138 OTHER OPERATIONAL EXPENSES	1,282	1,443	1,466	1,865	1,865	1,865
6004139 Trust Account Outflows	8,995	0	0	0	0	0
6004165 ADVISORY BD/TRUSTEES EXPENSES	220	175	100	150	150	150
6004196 COPYING MACHINE RENTALS	1,168	2,520	2,032	2,520	2,520	2,520
6004312 FOSTER CARE HOMES/INSTITUTE-CW	9	0	10	0	0	0
6004504 OTHER FINANCIAL SERVICES	456	900	0	900	900	900
0000040 Contractual Expenditures Totals	99,460	99,260	69,200	85,001	85,001	85,001
0000041 Chargeback Expenses						
6004602 INSURANCE PREMIUM CHARGEBACK	4,963	5,434	4,076	3,319	3,319	3,319
0000041 Chargeback Expenses Totals	4,963	5,434	4,076	3,319	3,319	3,319
0000060 Principal on Indebtedness						
6006008 PRINCIPAL ON CAPITAL LEASE	1,035	0	0	0	0	0
0000060 Principal on Indebtedness Totals	1,035	0	0	0	0	0
0000070 Interest on Indebtedness						
6007005 INTEREST ON CAPITAL LEASE	525	0	0	0	0	0
0000070 Interest on Indebtedness Totals	525	0	0	0	0	0
0000080 Employee Benefits						
6008001 STATE RETIREMENT	46,242	46,672	36,895	47,389	47,389	47,389
6008002 SOCIAL SECURITY	20,363	23,355	17,656	23,448	23,448	23,448
6008004 WORKERS COMPENSATION	3,988	4,120	3,125	15,760	15,760	15,760
6008006 LIFE INSURANCE	100	105	88	105	105	105
6008007 HEALTH INSURANCE	74,995	80,199	48,753	69,585	69,585	69,585
6008009 RETIREE HEALTH INSURANCE	358,119	366,479	243,366	370,681	370,681	370,681
6008010 DISABILITY INSURANCE	367	435	352	440	440	440
6008011 UNEMPLOYMENT INSURANCE	350	0	-6,228	0	0	0
6008013 HEALTH INS - RETIRE INCENTIVE	11,353	0	0	0	0	0
0000080 Employee Benefits Totals	515,877	521,365	344,007	527,408	527,408	527,408
0000090 Transfers						

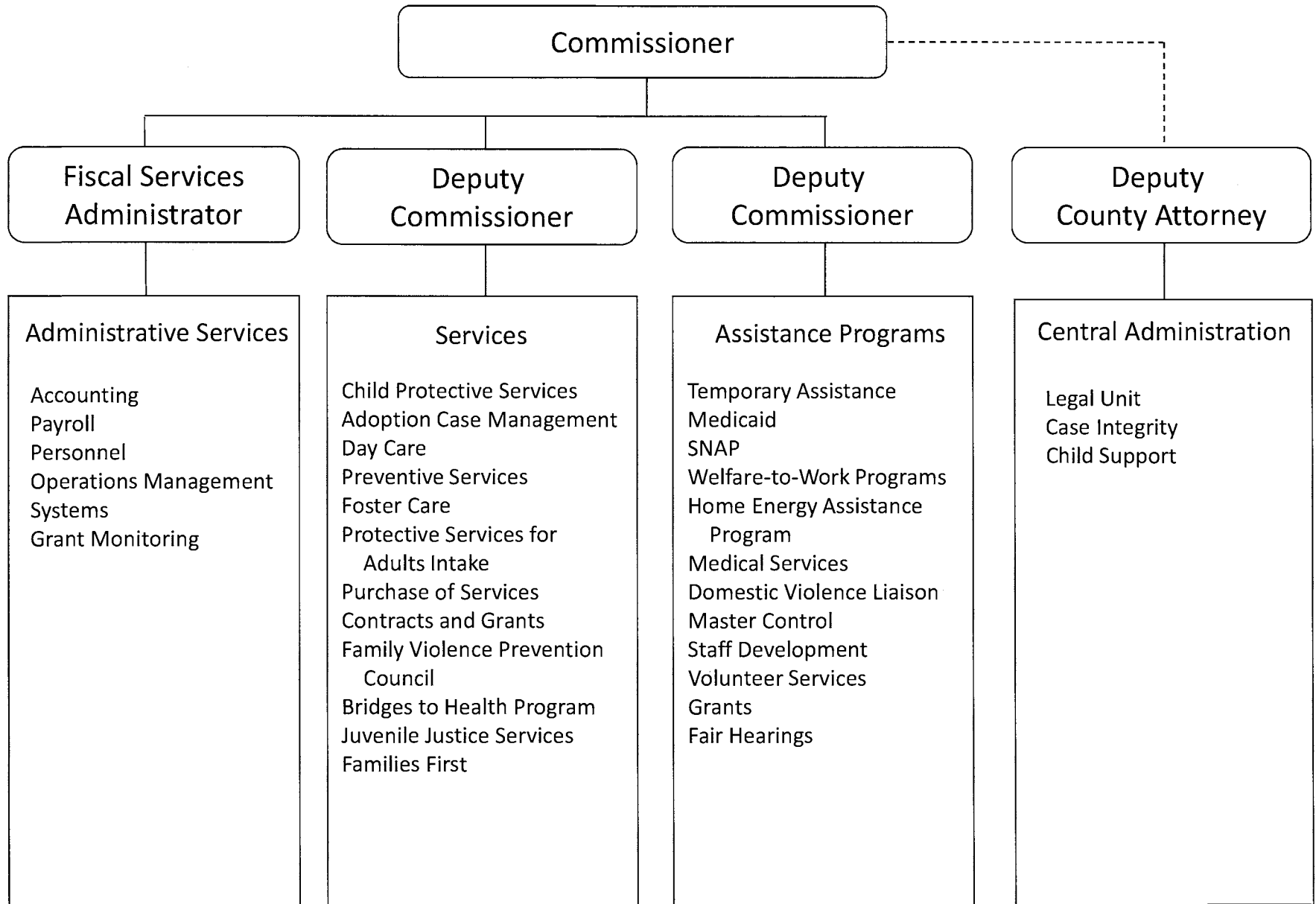
REPORT:BP032

BROOME COUNTY GOVERNMENT
REVENUE AND APPROPRIATION SUMMARY BY DEPARTMENT

FUND: 1010 General Operating
DEPT: 34000000 Office for Aging

Account	2016 Actuals	2017 Budget	2017 YTD Actuals As of 11/03/17	2018 Budget Requested	2018 Budget Recommended	2018 Budget Adopted
6009002 TRANSFER TO GRANT FUND	778,582	804,654	804,654	783,840	763,840	763,840
0000090 Transfers Totals	778,582	804,654	804,654	783,840	763,840	763,840
Exp Totals for Dept: 34000000	1,686,453	1,736,016	1,468,477	1,706,066	1,686,066	1,686,066
Total for Dept: 34000000	-426,353	-535,151	-633,903	-507,047	-487,047	-487,047

Social Services



Social Services

Central Administration – 35020006

Mission Statement

Staff Development

The Staff Development, Planning, and Volunteer Services Unit are committed to improving the organization through its employees and to provide services and resources that enable the organization to realize its goals. This division is results-oriented and focuses on continuous improvement in training, planning, and volunteer services.

Family Violence Prevention Council

The mission of the Family Violence Prevention Council is to reduce the incidence and severity of family violence in Broome County including child abuse and neglect, domestic violence, and elder abuse by developing and implementing a comprehensive, coordinated community program for preventing, as well as identifying, assessing, and treating all forms of family violence.

Operations

The Operations Unit is committed to providing quality service and support to the staff and customers of the organization. This unit focuses on continuous improvement in safety and environmental concerns for the organization.

Description

Staff Development

The Staff Development and Planning Unit are in Suite 203 on the second floor of the Main Street office and serve all employees of the

department. The development and maintenance of the department's educational program is a major function of the unit. In addition to the specific duties performed by the unit related to training, planning, and volunteer services, the unit is considered the lead office for major initiatives such as process re-engineering, grant writing, organizational communication, and team facilitation.

Family Violence Prevention Council

The Family Violence Prevention Council office and staff are located in the lower level of the Thomas P. Hoke Human Services Building. There are approximately forty members of the council and an additional group of volunteers that are members to the ten standing committees of the council. Members of the council serve a three-year term and the council meets at least six times per year. Committees convene at least six times per year. In 2015, the Council celebrated thirty years of collaborating with the community in addressing family violence in Broome County.

Operations

The Operations Office is located on the second floor of the Main Street office and serves all employees of the department. Operations include janitorial, maintenance, and courier and mail service, as well as scheduling and maintenance of the agency fleet for staff use in local and out of County travel. Operations tracks and maximizes fleet operations and monitors conditions for safety, security, and cleanliness. In addition, facility projects are coordinated with the landlord, the Department of Public Works, and vendors.

2018 Objectives

Staff Development

Training

- Provide mandatory training programs to all new employees.
- Maintain educational opportunities for employees through SUNY Broome and Binghamton University.
- Provide optimum uses of electronic communication options throughout the training curriculum.

Volunteer Services

- Maintain and/or increase the current level of volunteer service to the department.

Family Violence Prevention Council

The council has five functions.

Interagency Coordination and Management of Cases

Provide interagency coordination to maximize institutional responses to family violence by encouraging and/or developing mechanisms to facilitate sharing of information among agencies and coordinating the management of cases.

Program Development

Encourage and support the coordinated development of programs and services to provide prompt professional crisis intervention, treatment and prevention services for family violence, the county will review and assess community needs and develop and implement a plan to address those needs.

Training of Professionals

Facilitate early intervention in instances of suspected family violence by: supporting and/or providing training for all professionals to increase their skills in identification/assessment, reporting/referral procedures, and appropriate responses.

Community Education

To facilitate the expansion, development, and implementation of education and public information programs designed to inform the community of critical family violence issues, heighten community awareness of resources available to prevent and treat family violence, promote community support for actions directed toward preventing, and responding to family violence.

Advocacy

To affect the formulation of local, state, and federal policy and legislation relating to all aspects of family violence including funding for programs.

The work of the ten committees focuses on these functions.

Operations

- Maximize the high level of fleet usage.
- Purge and destroy old documents and provide for high-density filing systems.

2018 Budget Highlights

Staff Development

- None.

Family Violence Prevention Council

- Projects of the Family Violence Prevention Council are funded by donations from the community.

Operations

- None.

Social Services/Central Administration 35020006

<u>Title of Position</u>	<u>Grade/Unit</u>	2016 <u>Actuals</u>	As of 7/5/2017 Current <u>Authorized</u>	2018 <u>Requested</u>	2018 <u>Recommended</u>	2018 <u>Adopted</u>
<u>Full-Time Positions</u>						
Commissioner of Social Services*	J Admin	1	1	1	1	1
Staff Development Director	21 BAPA	1	1	1	1	1
Family Violence Prevention Coordinator	20 CSEA	1	1	1	1	1
Staff Development Specialist	17 CSEA	1	1	1	1	1
Secretary	13 CSEA	1	1	1	1	1
Social Services Operations Coordinator	13 CSEA	1	1	1	1	1
Senior Social Services Examiner	13 CSEA	1	1	1	1	1
Courier	9 CSEA	1	1	1	1	1
Keyboard Specialist	8 CSEA	1	1	1	1	1
Custodial Worker	AFSCME	1	1	1	1	1
Total Full-Time Positions		10	10	10	10	10
<u>Part-Time Positions</u>						
Keyboard Specialist	8 CSEA	1	1	1	1	1
Total Part-Time Positions		1	1	1	1	1
Total Positions		11	11	11	11	11

* One position shared with and partially funded by the Mental Health Department

BROOME COUNTY GOVERNMENT
 REVENUE AND APPROPRIATION SUMMARY
 BY DEPARTMENT AND DIVISION

FUND: 1010 General Operating
 DEPT: 35000000 Social Services
 DIV: 02 Soc Svcs-Central Admin

Account	2016 Actuals	2017 Budget	2017 YTD Actuals As of 11/03/17	2018 Budget Requested	2018 Budget Recommended	2018 Budget Adopted
0000002 Departmental Income						
5000152 REPAYMENTS OF TANF	938,429	1,040,644	749,714	1,001,485	1,001,485	1,001,485
5000239 CSE PLACEMENTS	310,030	282,240	257,302	289,536	289,536	289,536
5000312 RENTAL CHARGEBACKS	50,694	54,061	41,264	55,937	55,937	55,937
5000331 CHARGEBACK TO GRANTS	425,168	443,032	187,874	477,520	477,520	477,520
5000333 OTHER DEPARTMENTAL CHARGEBACK	6,244	38,136	37,352	38,142	38,142	38,142
5000426 MISCELLANEOUS	3,705	3,859	1,457	1,869	1,869	1,869
0000002 Departmental Income Totals	1,734,270	1,861,972	1,274,963	1,864,489	1,864,489	1,864,489
0000003 Use of Money						
5000451 INTEREST AND EARNINGS	32,359	36,423	14,697	35,052	35,052	35,052
5000471 COMMISSIONS	1,940	1,953	1,322	2,007	2,007	2,007
0000003 Use of Money Totals	34,299	38,376	16,019	37,059	37,059	37,059
0000006 Sale of Prop and Comp for Loss						
5000518 SALE OF EQUIPMENT	1,217	0	0	0	0	0
0000006 Sale of Prop and Comp for Loss Totals	1,217	0	0	0	0	0
0000007 Misc Interfund Revenues						
5000533 UNCLASSIFIED REVENUES	27,803	22,989	31,163	24,057	24,057	24,057
5000534 TRANSFER FROM INSURANCE RESERV	20,539	2,918	13,495	0	0	0
5000545 CREDIT CARD REBATES	307	0	147	0	0	0
5000546 Trust Account Inflows	13,509	0	0	0	0	0
0000007 Misc Interfund Revenues Totals	62,158	25,907	44,805	24,057	24,057	24,057
0000008 State Aid						
5000855 SOCIAL SERVICES ADMINISTRATION	5,297,419	6,737,995	4,092,454	6,040,149	6,040,149	6,040,149
0000008 State Aid Totals	5,297,419	6,737,995	4,092,454	6,040,149	6,040,149	6,040,149
0000009 Federal Aid						
5000925 SOCIAL SERVICES ADMINISTRATION	9,797,567	9,899,367	5,897,657	9,772,021	9,772,021	9,772,021
5000926 A 87 FEDERAL REVENUE	421,332	458,691	188,312	436,845	436,845	436,845

REPORT:BP033

BROOME COUNTY GOVERNMENT
REVENUE AND APPROPRIATION SUMMARY
BY DEPARTMENT AND DIVISION

FUND: 1010 General Operating
DEPT: 35000000 Social Services
DIV: 02 Soc Svcs-Central Admin

Account	2016 Actuals	2017 Budget	2017 YTD Actuals As of 11/03/17	2018 Budget Requested	2018 Budget Recommended	2018 Budget Adopted
0000009 Federal Aid Totals	10,218,899	10,358,058	6,085,969	10,208,866	10,208,866	10,208,866
Rev Total for Div: 3502	17,348,262	19,022,308	11,514,210	18,174,620	18,174,620	18,174,620
0000010 Personnel Service						
6001000 SALARIES FULL-TIME	511,165	516,463	433,156	512,338	512,338	512,338
6001001 SALARIES PART-TIME	14,030	14,642	13,441	15,444	15,444	15,444
6001009 OTHER PERSONNEL SERVICES	275	275	275	275	275	275
0000010 Personnel Service Totals	525,470	531,380	446,872	528,057	528,057	528,057
0000040 Contractual Expenditures						
6004010 BOOKS AND SUBSCRIPTIONS	2,358	1,600	284	1,500	1,500	1,500
6004012 OFFICE SUPPLIES	6,756	10,475	6,186	10,000	10,000	10,000
6004020 DFW BLDG SERVICE SUPPLIES	0	600	0	0	0	0
6004022 FUEL AND HEATING SUPPLIES	13,597	24,307	12,850	18,710	18,710	18,710
6004023 BLDG AND GROUNDS SUPPLIES	16,417	15,940	14,385	17,000	17,000	17,000
6004045 TRAINING AND EDUCATIONAL SUPPL	2,256	1,500	2,276	2,000	2,000	2,000
6004046 GAS OIL GREASE AND DIESEL FUEL	1,109	2,500	1,529	2,000	2,000	2,000
6004054 SAFETY SUPPLIES	200	360	80	160	160	160
6004055 COMPUTER SOFTWARE AND SUPPLIES	7,790	0	0	0	0	0
6004100 POSTAGE AND FREIGHT	86	5,000	0	1,500	1,500	1,500
6004101 TELEPHONE	35,303	565	2,892	1,215	1,215	1,215
6004105 DUES AND MEMBERSHIPS	5,179	6,040	6,345	6,040	6,040	6,040
6004106 GENERAL OFFICE EXPENSES	3,306	3,500	1,843	3,500	3,500	3,500
6004111 BUILDING AND LAND RENTAL	805,503	821,795	753,312	838,230	838,230	838,230
6004115 ELECTRIC CURRENT	101,672	101,472	75,637	98,598	98,598	98,598
6004117 BUILDING AND GROUNDS EXPENSES	33,670	28,000	59,090	57,472	57,472	57,472
6004137 ADVERTISING AND PROMOTION EXPE	17,427	2,500	1,500	1,000	1,000	1,000
6004138 OTHER OPERATIONAL EXPENSES	1,188	1,000	292	1,000	1,000	1,000
6004139 Trust Account Outflows	4,166	0	0	0	0	0
6004160 MILEAGE AND PARKING-LOCAL	742	210	381	210	210	210
6004161 TRAVEL HOTEL AND MEALS	881	1,000	692	1,000	1,000	1,000
6004162 EDUCATION AND TRAINING	1,250	1,000	189	1,000	1,000	1,000
6004164 NON-EMPLOYEE TRAVEL HOTEL & ME	4,431	7,020	3,670	4,914	4,914	4,914
6004165 ADVISORY BD/TRUSTEES EXPENSES	0	1,900	0	0	0	0
6004168 OTHER PERSONNEL EXPENSES	60	120	0	120	120	120

BROOME COUNTY GOVERNMENT
 REVENUE AND APPROPRIATION SUMMARY
 BY DEPARTMENT AND DIVISION

FUND: 1010 General Operating
 DEPT: 35000000 Social Services
 DIV: 02 Soc Svcs-Central Admin

Account	2016 Actuals	2017 Budget	2017 YTD Actuals As of 11/03/17	2018 Budget Requested	2018 Budget Recommended	2018 Budget Adopted
6004169 DAY TRIP MEAL REIMBURSEMENT	8	300	0	200	200	200
6004196 COPYING MACHINE RENTALS	17,281	24,036	21,110	24,036	24,036	24,036
6004200 PROPERTY LOSS	8,539	1,168	3,233	0	0	0
6004203 INSURANCE CLAIMS	12,000	1,751	10,262	0	0	0
6004500 ACCTG AND COST ALLOCATION SERV	7,000	7,000	7,000	7,000	7,000	7,000
6004573 OTHER FEES FOR SERVICES	70,555	107,012	46,675	87,608	87,608	87,608
6004591 CASH SHORT AND OVER	3	0	0	0	0	0
6005003 DISCOVERY CENTER	5,000	5,000	0	5,000	5,000	5,000
6005016 BROOME CO COOP EXT ASSN	356,539	406,832	406,832	406,832	406,832	406,832
0000040 Contractual Expenditures Totals	1,542,272	1,591,503	1,438,545	1,597,845	1,597,845	1,597,845
0000041 Chargeback Expenses						
6004602 INSURANCE PREMIUM CHARGEBACK	22,835	40,698	30,524	44,387	44,387	44,387
6004604 DFW SECURITY CHARGEBACKS	1,292,927	1,358,818	975,010	1,381,224	1,381,224	1,381,224
6004605 COUNTY ATTORNEY CHARGEBACKS	1,114,170	1,153,936	777,501	1,207,393	1,207,393	1,207,393
6004606 TELEPHONE BILLING ACCOUNT	16,929	11,501	13,233	16,331	16,331	16,331
6004609 DATA PROCESSING CHARGEBACKS	477,010	495,847	251,958	518,912	518,912	518,912
6004610 PERSONNEL SERVICES CHARGEBACKS	35,044	0	0	0	0	0
6004614 OTHER CHARGEBACK EXPENSES	11,884	5,718	11,833	8,178	8,178	8,178
6004615 GASOLINE CHARGEBACK	23,868	31,500	18,775	31,500	31,500	31,500
6004616 FLEET SERVICE CHARGEBACK	54,264	60,374	60,374	63,000	63,000	63,000
6004617 DUPLICATING/PRINTING CHARGEBAC	27,801	32,445	29,641	35,751	35,751	35,751
6004618 OFFICE SUPPLIES CHARGEBACK	104,140	117,197	79,376	133,146	133,146	133,146
6004619 BUILDING SERVICE CHARGEBACK	75,445	95,000	63,857	95,000	95,000	95,000
6004626 TRANSPORTATION SERVICES CHARGE	75,279	82,743	82,743	68,724	68,724	68,724
0000041 Chargeback Expenses Totals	3,331,596	3,485,777	2,394,825	3,603,546	3,603,546	3,603,546
0000060 Principal on Indebtedness						
6006008 PRINCIPAL ON CAPITAL LEASE	6,284	0	0	0	0	0
0000060 Principal on Indebtedness Totals	6,284	0	0	0	0	0
0000070 Interest on Indebtedness						
6007005 INTEREST ON CAPITAL LEASE	1,807	0	0	0	0	0
0000070 Interest on Indebtedness Totals	1,807	0	0	0	0	0

REPORT:BF033

BROOME COUNTY GOVERNMENT
REVENUE AND APPROPRIATION SUMMARY
BY DEPARTMENT AND DIVISION

FUND: 1010 General Operating
DEPT: 35000000 Social Services
DIV: 02 Soc Svcs-Central Admin

Account	2016 Actuals	2017 Budget	2017 YTD Actuals As of 11/03/17	2018 Budget Requested	2018 Budget Recommended	2018 Budget Adopted
0000080 Employee Benefits						
6008001 STATE RETIREMENT	97,504	93,976	71,985	91,699	91,699	91,699
6008002 SOCIAL SECURITY	37,911	40,630	32,310	40,373	40,373	40,373
6008004 WORKERS COMPENSATION	4,963	9,338	4,705	9,708	9,708	9,708
6008006 LIFE INSURANCE	161	165	131	165	165	165
6008007 HEALTH INSURANCE	98,581	102,051	76,830	107,596	107,596	107,596
6008009 RETIREE HEALTH INSURANCE	68,896	68,847	48,221	77,834	77,834	77,834
6008010 DISABILITY INSURANCE	632	696	543	704	704	704
0000080 Employee Benefits Totals	308,648	315,703	234,725	328,079	328,079	328,079
Exp Total for Div: 3502	5,716,077	5,924,363	4,514,967	6,057,527	6,057,527	6,057,527
Total for Div: 35000000	11,632,185	13,097,945	6,999,243	12,117,093	12,117,093	12,117,093

Social Services

Administrative Services - 35010006

Mission Statement

The Administrative Services Unit of the Department of Social Services ensures the department's compliance with fiscal and operation policies dictated by the federal and state governments regarding claims and revenue. It is this department's goal to assist county government in understanding and pursuing the most advantageous use of our welfare funding.

Description

Administrative Services is responsible for a variety of functions. Including budget preparation, fiscal planning, accounting, security, operations management, resources, third party health insurance, and personnel as provided for in Article XVII (1) (a) of the New York State Constitution, and various sections, Title 18 of the New York State Code Rules and Regulations.

2018 Objectives

- Prepare a budget that will meet the needs of our clients and be financially sound.
- Provide timely and accurate payments to clients and to providers on behalf of our clients in all program areas.
- Prepare monthly claims for state and federal reimbursement of program and administrative expenditures.
- Assist external auditors in their audit of department records.
- Maintain individual personnel files for all employees which includes: personnel data records (PDRs), leave of absences and disability forms, bi-weekly payroll, and computerized sick and vacation records for more accurate and efficient record keeping.

2018 Budget Highlights

- Ongoing re-engineering effort to focus on efficiencies and cost reductions.
- Conduct a department wide imaging program to increase efficiencies and reduce dependence on paper files.
- Fiscal measurement reporting has been rolled out and will continue to be reviewed on a monthly basis.
- Document, update and flow chart all financial processes to enhance departmental controls and optimize process efficiencies.

Social Services/Administrative Services 35010006

<u>Title of Position</u>	<u>Grade/Unit</u>	2016 <u>Actuals</u>	As of 7/5/2017 <u>Current Authorized</u>	2018 <u>Requested</u>	2018 <u>Recommended</u>	2018 <u>Adopted</u>
<u>Full-Time Positions</u>						
Deputy Comm. of Social Services/Admin. Services*	G Admin	1	0	0	0	0
Fiscal Services Administrator	24 Admin	1	1	1	1	1
Senior Accountant	18 BAPA	1	1	1	1	1
Accountant (County)	16 CSEA	1	1	1	1	1
Resource Consultant	14 CSEA	1	1	1	1	1
Welfare Management Systems Assistant	13 CSEA	1	1	1	1	1
Principal Account Clerk	13 CSEA	4	4	4	4	4
Secretary	13 CSEA	1	1	1	1	1
Senior Account Clerk	9 CSEA	5	5	5	5	5
Keyboard Specialist	8 CSEA	2	2	2	2	2
Senior Clerk	8 CSEA	3	3	3	3	3
Account Clerk	7 CSEA	1	1	1	1	1
Clerk	6 CSEA	1	1	1	1	1
Total Full-Time Positions		23	22	22	22	22
<u>Part-Time Positions</u>						
None						
Total Part-Time Positions		0	0	0	0	0
Total Positions		23	22	22	22	22

*One position unfunded since 2015, abolished in 2017

BROOME COUNTY GOVERNMENT
 REVENUE AND APPROPRIATION SUMMARY
 BY DEPARTMENT AND DIVISION

FUND: 1010 General Operating
 DEPT: 35000000 Social Services
 DIV: 01 Soc Svcs-Admin Svcs

Account	2016 Actuals	2017 Budget	2017 YTD Actuals As of 11/03/17	2018 Budget Requested	2018 Budget Recommended	2018 Budget Adopted
35000000 Social Services						
0000010 Personnel Service						
6001000 SALARIES FULL-TIME	753,274	808,997	629,002	829,126	829,126	829,126
6001003 SALARIES OVERTIME	226	3,090	0	3,090	3,090	3,090
0000010 Personnel Service Totals	753,500	812,087	629,002	832,216	832,216	832,216
0000040 Contractual Expenditures						
6004012 OFFICE SUPPLIES	3,752	7,638	424	5,000	5,000	5,000
6004160 MILEAGE AND PARKING-LOCAL	10	0	0	0	0	0
6004161 TRAVEL HOTEL AND MEALS	2,434	3,000	1,499	3,000	3,000	3,000
6004162 EDUCATION AND TRAINING	696	725	373	725	725	725
6004169 DAY TRIP MEAL REIMBURSEMENT	296	250	0	250	250	250
0000040 Contractual Expenditures Totals	7,188	11,613	2,296	8,975	8,975	8,975
0000041 Chargeback Expenses						
6004606 TELEPHONE BILLING ACCOUNT	7,806	6,876	6,513	9,763	9,763	9,763
0000041 Chargeback Expenses Totals	7,806	6,876	6,513	9,763	9,763	9,763
0000080 Employee Benefits						
6008001 STATE RETIREMENT	121,460	129,073	99,557	133,728	133,728	133,728
6008002 SOCIAL SECURITY	53,453	62,125	44,434	63,665	63,665	63,665
6008004 WORKERS COMPENSATION	7,791	14,224	7,167	15,251	15,251	15,251
6008006 LIFE INSURANCE	308	330	258	330	330	330
6008007 HEALTH INSURANCE	188,539	207,400	156,655	212,736	212,736	212,736
6008009 RETIREE HEALTH INSURANCE	156,494	158,401	93,772	138,281	138,281	138,281
6008010 DISABILITY INSURANCE	1,327	1,740	1,272	1,760	1,760	1,760
6008011 UNEMPLOYMENT INSURANCE	11,592	0	5,484	0	0	0
6008013 HEALTH INS - RETIRE INCENTIVE	1,219	0	0	0	0	0
0000080 Employee Benefits Totals	542,183	573,293	408,599	565,751	565,751	565,751
Exp Total for Div: 3501	1,310,677	1,403,869	1,046,410	1,416,705	1,416,705	1,416,705

REPORT:BP033

BROOME COUNTY GOVERNMENT
REVENUE AND APPROPRIATION SUMMARY
BY DEPARTMENT AND DIVISION

FUND: 1010 General Operating
DEPT: 35000000 Social Services
DIV: 01 Soc Svcs-Admin Svcs

Account	2016 Actuals	2017 Budget	2017 YTD Actuals As of 11/03/17	2018 Budget Requested	2018 Budget Recommended	2018 Budget Adopted
Total for Div: 35000000	-1,310,677	-1,403,869	-1,046,410	-1,416,705	-1,416,705	-1,416,705

Social Services

Support Services - 35060006

Mission Statement

Master Control

Provide vital and diversified service to all divisions in the department.

Child Support Enforcement Unit (CSEU)/Support Collection Unit (SCU)

The Child Support Enforcement Unit (CSEU) and the Support Collection Unit (SCU) are responsible for establishing and enforcing support orders against legally responsible relatives, and on behalf of public assistance applicants/recipients, as well as for non-applicant/recipient individuals who make application for child support services. These units are also responsible for establishment of paternity for all children born out of wedlock for these applicants as well, as necessary. The CSEU also has a responsibility to secure a court order for third party health insurance on behalf of all children in receipt of public assistance and Medicaid only benefits. Additionally, the SCU has primary responsibility to collect, monitor, and enforce all support as ordered made payable through it by any court of competent jurisdiction.

Medical Services

Within the scope of the Medicaid program provide access to appropriate, quality health care services for the Medicaid recipient by directing recipients to health and education services, identify trends and needs in the community health care system, work collaboratively with community providers to develop programs and health services, maximize all payer sources as well as federally supported categories of medical assistance.

Welfare Management System (WMS)

The Welfare Management System (WMS) Division administers local Department of Social Services electronic data processing and Administrative systems. This division also coordinates the interface between the WMS, the Medicaid Management Information System (MMIS), the Electronic Medicaid Eligibility Verification System (EMEVS), the Electronic Benefit Issuance Control Subsystem (EBICS), the Client Notice System (CNS), and in the mechanism for issuance of the Common Benefit Identification Card (CBIC).

Additionally, the division maintains the overall responsibility for all Electronic Data Processing (EDP) procedures that affect the department, including maximizing the efficiency of the department by designing and implementing personal computer applications. Electronic Benefit Transfer (EBT) Electronic procedure that allows recipients the ability to redeem benefits directly from authorized vendors and ATM machines. The Welfare Management System is authorized under Title 18, Part 655.1, Chapter 2 subchapter g, of the New York State Social Services Law.

Description

Master Control

This unit prepares Temporary Assistance, non-Temporary Assistance SNAP, and Medicaid applications assigning case numbers, and entering each one into the Master Control database. Master Control prepares statistical reports, orders and distributes state and local forms. Master Control is responsible for the agency telephone switchboard and is the records custodian for all active, ancillary, and closed Temporary Assistance, SNAP, and Medicaid cases. The unit

also houses three scanning stations and is responsible to oversee scanning all temporary assistance openings and denials; Temporary Assistance Recertification and miscellaneous paperwork from TA Undercare and SNAP. The Master Control staff is also responsible for the finger imaging of all applicants for the Temporary Assistance, and the issuing of benefit cards for Expedited SNAP and Temporary Assistance applicants and recipients. Staff from the Master Control Unit is also responsible for greeting and directing visitors to our Main Street Waiting Room.

Child Support Enforcement Unit (CSEU) and Support Collection Unit (SCU)

CSEU: location of non-custodial parents (NCP), financial investigation of NCP, health insurance investigation, non-support and/or paternity petition preparation and filing, arrange (County provided) legal representation as necessary and appropriate, assistance with identifying and obtaining any and all supportive information or documentation, preparation of any and all other documentation as necessary, monitor and maintain case, update and re-investigate as needed.

SCU: Receive order of support from various courts, create and maintain support account, collect and disburse support payments, prepare and file non-payment violation petitions. Submits accounts for eligible enforcement processes, including but not limited to income execution for immediate wage withholding, federal and New York State Tax Intercept, property execution, and revocation of driving privileges.

2018 Objectives

Master Control

- Provide ongoing records management for Social Services case documents.
- Provide support services for Temporary Assistance, Medical Assistance, and Non-Public Assistance SNAP case preparation and department-wide telephone support.
- Enter case numbers and corresponding information into the Master Control database.
- Scan Temporary Assistance and SNAP cases as they close or are denied to aid in our space problem.
- Provide exemplary customer service to all.
- Finger image applicants according to the AFIS plan of operation.
- Provide excellent customer service at the reception area of the Main Street waiting room.

Child Support Enforcement Unit (CSEU) and Support Collection Unit (SCU)

- Increase total child support collections for 2018.
- Filling of existing staff vacancy's in both the SCU and the CSEU.
- Meet or exceed federal and New York State mandated performances measures through intensive review of cases identified by NYS's Department of Child Support Enforcement. Review of over 2,200 cases will result in additional petition filings for paternity and support, in addition to securing court orders for third party health insurance. Approval of overtime funding will assist in case review. Securing orders for child support and third-party health insurance are potential cost avoidance for Broome County.

Medical Services

- Maintain operations of the Mandatory Medicaid Managed Care and Mandatory Managed Long Term Care Program that allows for increased access to primary care services for the TANF, Safety Net, SSI, Disabled and Elderly populations.
- Implement New York State Medicaid Redesign Team Projects aimed at reforming the system and reducing costs, including Managed Care Benefit Expansion and the transition of Administration of the Medicaid program to New York State.
- Support and assist NY Medicaid choice with providing information to clients about Mandatory Managed Care and Managed Long Term Care plan options and provider networks so clients can make an informed choice and avoid auto assignments into managed care plans.
- Facilitate the transition of the Nursing Home Medicaid benefit into Managed Care and Managed Long Term Care.
- Process eligibility for the Medicaid for Pregnant Women Program recipients.

Welfare Management System (WMS)

- Implement various applications including Connections and voice recognition software.
- Develop applications for the Viking.
- Implement records imaging solution for the department.
- Develop Human Services Enterprise Network (HSEN) to fully integrate the state and local systems.
- Develop reports using the Sidney on SQL Server and COGNOS Impromptu.
- Process all applications and authorizations in data entry within a 24 to 36 hour timeframe.

2018 Budget Highlights

Master Control

- Provide case file management support for 12,000 Assistance Program applicants.
- Scan, index, commit, and quality control assurance for 207,031 documents per month.
- Greet and direct over 170,000 consumers to our Main Street Waiting Room.

Child Support Enforcement Unit (CSEU) and Support Collection Unit (SCU)

- Through full staffing, meet or exceed number of child support petitions filed in 2017, which will lead to increase in child support collected.
- To increase the unit's Paternity Establishment Percentage (PEP) from 93.56% as of January 31, 2017 to 95.00% by December 31, 2018. The minimum federal performance standard for this category is 90.00%.
- Increase the unit's Support Enforcement Performance (SEP) to meet or exceed the minimum federal performance standard of 80%. Broome is currently at 91.08% as of January 31, 2017.

Medical Services

- By December 31, 2018 targeted enrollment for Broome's Medicaid Managed Care and Managed Long Term Care Programs will reach 35,000 mandatory enrollees, pending plan capacity.
- Determine presumptive eligibility for 400 Medicaid for Pregnant Women Program recipients: 95% of the eligibility determinations will be conducted in the first trimester of pregnancy.

Welfare Management System (WMS)

- Provide 16,666 authorizations per month.
- Perform 333,320 transactions per month.

Social Services/Support Services 35060006

<u>Title of Position</u>	<u>Grade/Unit</u>	2016 <u>Actuals</u>	As of 7/5/2017 Current <u>Authorized</u>	2018 <u>Requested</u>	2018 <u>Recommended</u>	2018 <u>Adopted</u>
<u>Full-Time Positions</u>						
Welfare Management Systems Coordinator	20 BAPA	1	1	1	1	1
Coordinator of Child Support Enforcement	20 BAPA	1	1	1	1	1
Supervising Support Investigator	17 BAPA	1	1	1	1	1
Support Collection Supervisor	17 BAPA	1	1	1	1	1
Coordinator of Volunteer Services	16 BAPA	1	1	1	1	1
Senior Support Investigator	16 CSEA	1	1	1	1	1
Assistant Support Collection Supervisor	13 CSEA	1	1	1	1	1
Family Courts Liaison	12 CSEA	2	2	2	2	2
Social Services Examiner	11 CSEA	1	1	1	1	1
Support Investigator	11 CSEA	10	10	10	10	10
Child Support Specialist	9 CSEA	5	5	5	5	5
Senior Account Clerk	9 CSEA	2	2	2	2	2
Data Entry Machine Operator	8 CSEA	5	5	5	5	5
Keyboard Specialist	8 CSEA	3	3	3	3	3
Senior Clerk	8 CSEA	1	1	1	1	1
Account Clerk	7 CSEA	3	3	3	3	3
Telephone Operator	7 CSEA	1	1	1	1	1
Clerk	6 CSEA	1	1	1	1	1
Total Full-Time Positions		41	41	41	41	41
<u>Part-Time Positions</u>						
Systems Analyst	24 BAPA	1	1	1	1	1
Total Part-Time Positions		1	1	1	1	1
Total Positions		42	42	42	42	42

REPORT:BP033

BROOME COUNTY GOVERNMENT
REVENUE AND APPROPRIATION SUMMARY
BY DEPARTMENT AND DIVISION

FUND: 1010 General Operating
DEPT: 35000000 Social Services
DIV: 06 Soc Svcs-Support Svcs

Account	2016 Actuals	2017 Budget	2017 YTD Actuals As of 11/03/17	2018 Budget Requested	2018 Budget Recommended	2018 Budget Adopted
0000010 Personnel Service						
6001000 SALARIES FULL-TIME	1,432,869	1,501,677	1,101,311	1,488,588	1,488,588	1,488,588
6001001 SALARIES PART-TIME	51,466	52,211	39,332	39,863	39,863	39,863
6001003 SALARIES OVERTIME	13,964	24,252	8,343	17,085	17,085	17,085
0000010 Personnel Service Totals	1,498,299	1,578,140	1,148,986	1,545,536	1,545,536	1,545,536
0000040 Contractual Expenditures						
6004012 OFFICE SUPPLIES	45,587	51,000	20,494	51,000	51,000	51,000
6004100 POSTAGE AND FREIGHT	1,304	1,330	1,273	1,302	1,302	1,302
6004106 GENERAL OFFICE EXPENSES	3,787	3,658	266	2,961	2,961	2,961
6004160 MILEAGE AND PARKING-LOCAL	150	0	24	0	0	0
6004161 TRAVEL HOTEL AND MEALS	1,501	1,500	773	1,500	1,500	1,500
6004162 EDUCATION AND TRAINING	343	500	174	500	500	500
6004168 OTHER PERSONNEL EXPENSES	88	150	0	150	150	150
6004169 DAY TRIP MEAL REIMBURSEMENT	0	200	0	200	200	200
6004196 COPYING MACHINE RENTALS	1,884	5,443	4,188	5,443	5,443	5,443
6004402 LAB SERVICES	16,264	20,000	11,596	17,100	17,100	17,100
0000040 Contractual Expenditures Totals	70,908	83,781	38,788	80,156	80,156	80,156
0000041 Chargeback Expenses						
6004606 TELEPHONE BILLING ACCOUNT	10,172	11,062	8,632	15,708	15,708	15,708
6004610 PERSONNEL SERVICES CHARGEBACKS	14,984	20,915	9,735	17,915	17,915	17,915
0000041 Chargeback Expenses Totals	25,156	31,977	18,367	33,623	33,623	33,623
0000060 Principal on Indebtedness						
6006008 PRINCIPAL ON CAPITAL LEASE	3,368	0	0	0	0	0
0000060 Principal on Indebtedness Totals	3,368	0	0	0	0	0
0000070 Interest on Indebtedness						
6007005 INTEREST ON CAPITAL LEASE	541	0	0	0	0	0
0000070 Interest on Indebtedness Totals	541	0	0	0	0	0

REPORT:BP033

BROOME COUNTY GOVERNMENT
 REVENUE AND APPROPRIATION SUMMARY
 BY DEPARTMENT AND DIVISION

FUND: 1010 General Operating
 DEPT: 35000000 Social Services
 DIV: 06 Soc Svcs-Support Svcs

Account	2016 Actuals	2017 Budget	2017 YTD Actuals As of 11/03/17	2018 Budget Requested	2018 Budget Recommended	2018 Budget Adopted
0000080 Employee Benefits						
6008001 STATE RETIREMENT	257,936	284,455	183,718	247,683	247,683	247,683
6008002 SOCIAL SECURITY	107,044	120,728	82,045	118,233	118,233	118,233
6008004 WORKERS COMPENSATION	14,968	27,320	13,766	28,115	28,115	28,115
6008006 LIFE INSURANCE	590	630	486	630	630	630
6008007 HEALTH INSURANCE	339,169	365,652	261,448	358,779	358,779	358,779
6008009 RETIREE HEALTH INSURANCE	157,241	159,207	121,199	181,105	181,105	181,105
6008010 DISABILITY INSURANCE	2,390	3,132	2,089	3,168	3,168	3,168
6008013 HEALTH INS - RETIRE INCENTIVE	6,635	0	0	0	0	0
0000080 Employee Benefits Totals	885,973	961,124	664,751	937,713	937,713	937,713
Exp Total for Div: 3506	2,484,245	2,655,022	1,870,892	2,597,028	2,597,028	2,597,028
Total for Div: 35000000	-2,484,245	-2,655,022	-1,870,892	-2,597,028	-2,597,028	-2,597,028

Social Services

Certification – 35030006

Includes Public Assistance, Medical Assistance, Supplemental Nutrition Assistance Program, Welfare to Work and Child Assistance Program

Mission Statement

Temporary Assistance

To determine initial and continuing eligibility for cash grant programs, including emergency assistance, within statutory time limits and ensuring program integrity; to utilize diversion such as one-time cash assistance or referral to other programs or benefits. Enable recipients to achieve self-sufficiency by utilizing aggressive case management with the assistance of the Welfare to Work unit. Temporary assistance is administered under the authority of the New York State Social Services Law and Title 18 of the New York Code of Rules and Regulations.

Medical Assistance

To determine initial and continuing eligibility for medical assistance, within statutory time limits, responsively and accurately to facilitate self-sufficiency; to utilize third party health insurance and Medicare benefits; to maximize federal reimbursement through the utilization of federal categories; to involve eligible Medicaid recipients in managed care. Ensure level of care assessments and referrals for community placements or in-home services are provided in the least restrictive but most appropriate setting. Medical assistance is administered under the authority of the New York State Health Department Law and Title 18 of the New York Code of Rules and Regulations.

Supplemental Nutrition Assistance Program (SNAP)

To determine initial and continuing eligibility for SNAP, within statutory time limits, responsively and accurately; to refer appropriate food stamp recipients to the Welfare to Work unit for participation in employment programs to facilitate self-sufficiency; to increase participation in the program in line with New York State directives; to comply with additional New York State program initiatives such as e-filing, and other facilitated application services; to comply with current program requirements of Electronic Benefit Transfer and Home Energy Assistance Program (HEAP). SNAP is administered under the authority of the New York State Social Services Law, Title 18 of the New York Code of Rules and Regulations, and Title 7 of the United States Code of Rules and Regulations.

Welfare to Work

To enable applicants and recipients of public assistance and food stamps to achieve their maximum level of self-support through the provision of the services, training, education, and supportive services needed to help them overcome barriers to employment and meet the mandates of federal welfare reform legislation. Programs include work experience, job search, job development, and on the job training. The departments' welfare to work program also includes the SNAP Employment and Training Program.

2018 Objectives

- Establish the most efficient business processes to ensure our expanding caseload is well served at our current staffing levels.

Temporary Assistance

- Reduce the need for temporary assistance by assisting applicants in achieving self-sufficiency through diversion.
- Ensure assessment and participation of clients in work programs through integration with the Welfare to Work unit.
- Ensure Temporary Assistance applicants are provided benefits in a professional, efficient manner within prescribed timeframes.

Medical Assistance

- Defray costs by maximizing other health care alternatives such as third party insurance, managed care, Medicare, and community clinics.
- Conduct a public relations campaign and educational meetings and training related to the State take-over of the Medicaid Program with community providers.
- Provide level of care assessments and appropriate placements for Medicaid recipients and in-home services in the least restrictive setting that meets the consumers' needs.

Supplemental Nutrition Assistance Program (SNAP)

- Increase client participation in the program as mandated by New York State directives including the Working Families Initiative and utilization of the "my benefits" state website.
- Maintain program integrity and statutory timeframes for case determination.
- Ensure compliance with all applicable regulatory requirements.

Welfare to Work

- Monitor processes and work activities to ensure efforts assist the agency in meeting participation rates mandated by state and federal legislation.
- Promote and monitor new policies which immediately engage all employable applicants in work activities that will lead to the elimination or reduction in their need for public assistance and/or SNAP.
- Interface Welfare to Work and other assistance program staff and community agencies to coordinate Welfare to Work activities.

2018 Budget Highlights

Temporary Assistance

- Divert 15% of new applicants to other resources to eliminate the need for Temporary Assistance.
- Refer 100% of new applicants to the FEDS/EVR process.

Medical Assistance

- Refer 100% of eligible Medicaid recipients to managed care programs.
- Assist 100% of the MAGI Medicaid population to navigate the Health Exchange.
- Make initial determinations for chronic care Medicaid within the state statutory time frames.
- Make initial determinations for SSI-related Medicaid within the state statutory time frame of 45 days from application date.

Supplemental Nutrition Assistance Program (SNAP)

- Ensure timeliness of determinations for SNAP benefits to ensure they are within the New York State statutory time limit of thirty days from application date.
- Review and process 100% of SNAP applications eligible for expedited service within five business days.
- Bring error rate to state acceptable standards through enhanced quality control and staff training.

Welfare to Work

- Work with community agencies to expand and develop new work sites, projects, and job skills trainings for consumers.
- Enable 800 recipients to secure employment.
- Secure SSI/SSD for 200 disabled TANF and Safety Net recipients.

Social Services/Certification 35030006

<u>Title of Position</u>	<u>Grade/Unit</u>	2016 <u>Actuals</u>	As of 7/5/2017 <u>Current Authorized</u>	2018 <u>Requested</u>	2018 <u>Recommended</u>	2018 <u>Adopted</u>
<u>Full-Time Positions</u>						
Deputy Commissioner of Social Services	E Admin	1	1	1	1	1
Head Social Services Examiner	21 BAPA	1	1	1	1	1
Senior Employment Coordinator	21 BAPA	1	1	1	1	1
Employment Coordinator	18 BAPA	1	1	1	1	1
Office Manager	16 BAPA	1	0	0	0	0
Human Services Coordinator II	20 CSEA	0	1	2	2	2
Case Supervisor Grade B	20 CSEA	1	1	1	1	1
Senior Caseworker	18 CSEA	2	2	2	2	2
Principal Social Services Examiner	17 CSEA	6	6	6	6	6
Caseworker/Trainee*	16/14 CSEA	10	10	10	10	10
Job Developer	16 CSEA	1	1	1	1	1
Drug Abuse Counselor	14 CSEA	0	0	1	1	1
Secretary	13 CSEA	1	1	1	1	1
Senior Social Services Examiner	13 CSEA	16	16	16	16	16
Social Services Examiner	11 CSEA	32	32	32	32	32
Keyboard Specialist	8 CSEA	5	5	5	5	5
Clerk	6 CSEA	2	2	2	2	2
Total Full-Time Positions		81	81	83	83	83
<u>Part-Time Positions</u>						
None						
Total Part-Time Positions		0	0	0	0	0
Total Positions		81	81	83	83	83

REPORT:BP033

BROOME COUNTY GOVERNMENT
REVENUE AND APPROPRIATION SUMMARY
BY DEPARTMENT AND DIVISION

FUND: 1010 General Operating
DEPT: 35000000 Social Services
DIV: 03 Soc Svcs-Certification

Account	2016 Actuals	2017 Budget	2017 YTD Actuals As of 11/03/17	2018 Budget Requested	2018 Budget Recommended	2018 Budget Adopted
0000010 Personnel Service						
6001000 SALARIES FULL-TIME	3,216,335	3,355,721	2,506,670	3,452,491	3,452,491	3,452,491
6001003 SALARIES OVERTIME	1,051	3,000	3,497	3,000	3,000	3,000
0000010 Personnel Service Totals	3,217,386	3,358,721	2,510,167	3,455,491	3,455,491	3,455,491
0000040 Contractual Expenditures						
6004010 BOOKS AND SUBSCRIPTIONS	0	135	0	0	0	0
6004012 OFFICE SUPPLIES	10,488	15,000	6,366	13,000	13,000	13,000
6004023 BLDG AND GROUNDS SUPPLIES	470	541	341	345	345	345
6004111 BUILDING AND LAND RENTAL	35,910	63,181	57,461	55,088	55,088	55,088
6004117 BUILDING AND GROUNDS EXPENSES	17,772	22,875	472	19,522	19,522	19,522
6004138 OTHER OPERATIONAL EXPENSES	38	22	46	19	19	19
6004160 MILEAGE AND PARKING-LOCAL	114	0	0	0	0	0
6004161 TRAVEL HOTEL AND MEALS	2,088	1,500	202	1,500	1,500	1,500
6004162 EDUCATION AND TRAINING	473	150	150	150	150	150
6004169 DAY TRIP MEAL REIMBURSEMENT	129	150	0	150	150	150
6004192 SOFTWARE MAINTENANCE	0	0	4,968	0	0	0
0000040 Contractual Expenditures Totals	67,482	103,554	70,006	89,774	89,774	89,774
0000041 Chargeback Expenses						
6004604 DPW SECURITY CHARGEBACKS	11,644	16,716	7,540	14,766	14,766	14,766
6004606 TELEPHONE BILLING ACCOUNT	21,598	23,488	19,564	34,585	34,585	34,585
6004619 BUILDING SERVICE CHARGEBACK	6,432	7,052	4,312	5,188	5,188	5,188
0000041 Chargeback Expenses Totals	39,674	47,256	31,416	54,539	54,539	54,539
0000060 Principal on Indebtedness						
6006008 PRINCIPAL ON CAPITAL LEASE	9,979	0	0	0	0	0
0000060 Principal on Indebtedness Totals	9,979	0	0	0	0	0
0000070 Interest on Indebtedness						
6007005 INTEREST ON CAPITAL LEASE	17,284	0	0	0	0	0
0000070 Interest on Indebtedness Totals	17,284	0	0	0	0	0

REPORT:BP033

BROOME COUNTY GOVERNMENT
 REVENUE AND APPROPRIATION SUMMARY
 BY DEPARTMENT AND DIVISION

FUND: 1010 General Operating
 DEPT: 35000000 Social Services
 DIV: 03 Soc Svcs-Certification

Account	2016 Actuals	2017 Budget	2017 YTD Actuals As of 11/03/17	2018 Budget Requested	2018 Budget Recommended	2018 Budget Adopted
0000080 Employee Benefits						
6008001 STATE RETIREMENT	552,262	551,420	396,314	546,307	546,307	546,307
6008002 SOCIAL SECURITY	233,365	256,943	180,367	264,341	264,341	264,341
6008004 WORKERS COMPENSATION	31,705	58,907	29,682	61,730	61,730	61,730
6008006 LIFE INSURANCE	1,165	1,215	953	1,245	1,245	1,245
6008007 HEALTH INSURANCE	679,490	705,026	522,219	745,214	745,214	745,214
6008009 RETIREE HEALTH INSURANCE	590,717	614,299	413,342	608,328	608,328	608,328
6008010 DISABILITY INSURANCE	5,434	6,699	4,936	6,952	6,952	6,952
6008011 UNEMPLOYMENT INSURANCE	3,551	0	2,050	0	0	0
6008013 HEALTH INS - RETIRE INCENTIVE	27,898	0	0	0	0	0
0000080 Employee Benefits Totals	2,125,587	2,194,509	1,549,863	2,234,117	2,234,117	2,234,117
Exp Total for Div: 3503	5,477,392	5,704,040	4,161,452	5,833,921	5,833,921	5,833,921
Total for Div: 35000000	-5,477,392	-5,704,040	-4,161,452	-5,833,921	-5,833,921	-5,833,921

Social Services Services – 35050006

Mission Statement

The Services Division provides support, counseling, case management, and case planning to children, adults, and families whose health and safety are at risk due to abuse, neglect, maltreatment, or dysfunction.

Description

Whenever possible, services are provided to prevent out of home placement. If placement out of the home is required, the lowest level of care, that is appropriate, is sought for the shortest duration possible. Services are provided in accordance with federal and state mandates, laws, and regulations. Service includes the following areas: child protective services, adult protective services, foster care, day care, adoption, preventive, home-finding, and auxiliary services.

2018 Objectives

- Investigate all reports of child abuse and neglect.
- Promote the “Safe Sleep Message”.
- Maintain minimal use of residential placements and detention placements.
- Provide supportive and rehabilitative services to families whose health and safety is at risk and to reduce the likelihood of out of home placement and hard to place individuals.
- Promote permanency for all children in care.

- Implement Preventive Schools Project (local share paid by schools).
- Provide affordable quality child care to low income families.
- Provide services to victims of domestic violence.
- Implement performance improvement plans for child welfare outcomes and Title IV-E determinations.
- Implement computer systems in child welfare and day care.

2018 Budget Highlights

- Decrease care days.
- Decrease detention days.
- Maintain successful preventive programs.
- Investigate 600 reports of adult abuse and neglect.
- Provide services to 1,200 cases per month.
- Provide purchase of services to 450 cases per month.
- Free 35 children for adoption.
- Place 40 children for adoption.
- Provide day care to 1,200 children per month.
- Maintain the number of residential placements at 35 or less.

Social Services/Services 35050006

<u>Title of Position</u>	<u>Grade/Unit</u>	2016 <u>Actuals</u>	As of 7/5/2017 Current <u>Authorized</u>	2018 <u>Requested</u>	2018 <u>Recommended</u>	2018 <u>Adopted</u>
<u>Full-Time Positions</u>						
Deputy Comm. of Social Services	E Admin	1	1	1	1	1
Case Supervisor Grade A	23 BAPA	2	2	2	2	2
Mental Health Program Coordinator	23 BAPA	1	1	1	1	1
Office Manager	16 BAPA	1	1	1	1	1
Clinical Social Worker	21 CSEA	1	1	1	1	1
Case Supervisor Grade B	20 CSEA	13	13	13	13	13
Senior Caseworker	18 CSEA	20	22	22	22	22
Intensive Case Manager	18 CSEA	3	3	4	4	4
Principal Social Services Examiner	17 CSEA	1	1	1	1	1
Caseworker/Trainee	16/14 CSEA	62	64	64	64	64
Secretary	13 CSEA	2	2	2	2	2
Social Services Examiner	11 CSEA	1	1	1	1	1
Senior Account Clerk	9 CSEA	2	2	2	2	2
Community Service Worker	8 CSEA	6	6	6	6	6
Keyboard Specialist	8 CSEA	6	6	6	6	6
Total Full-Time Positions		122	126	127	127	127
<u>Part-Time Positions</u>						
Intensive Case Manager	18 CSEA	1	1	0	0	0
Total Part-Time Positions		1	1	0	0	0
Total Positions		123	127	127	127	127

REPORT:BP033

BROOME COUNTY GOVERNMENT
REVENUE AND APPROPRIATION SUMMARY
BY DEPARTMENT AND DIVISION

FUND: 1010 General Operating
DEPT: 35000000 Social Services
DIV: 05 Soc Svcs- Svcs

Account	2016 Actuals	2017 Budget	2017 YTD Actuals As of 11/03/17	2018 Budget Requested	2018 Budget Recommended	2018 Budget Adopted
0000010 Personnel Service						
6001000 SALARIES FULL-TIME	5,391,038	5,852,102	4,348,222	5,844,241	5,844,241	5,844,241
6001001 SALARIES PART-TIME	12,359	24,005	4,299	0	0	0
6001002 SALARIES TEMPORARY	24,273	35,000	6,764	30,000	30,000	30,000
6001003 SALARIES OVERTIME	172,996	125,160	143,777	125,160	125,160	125,160
6001008 STAND-BY PAY	14,370	14,820	10,895	14,820	14,820	14,820
0000010 Personnel Service Totals	5,615,036	6,051,087	4,513,957	6,014,221	6,014,221	6,014,221
0000040 Contractual Expenditures						
6004012 OFFICE SUPPLIES	11,497	13,590	13,882	12,550	12,550	12,550
6004040 MOTOR EQUIPMENT SUPPLIES	859	500	873	500	500	500
6004041 PHOTOGRAPHIC SUPPLIES	382	1,400	291	1,000	1,000	1,000
6004046 GAS OIL GREASE AND DIESEL FUEL	17	0	0	0	0	0
6004048 MISC OPERATIONAL SUPPLIES	102	500	0	500	500	500
6004102 TELEPHONE EQUIPMENT	2,239	2,276	1,176	2,343	2,343	2,343
6004147 OTHER PROGRAM EXPENSE	260	500	158	500	500	500
6004160 MILEAGE AND PARKING-LOCAL	13,795	20,000	10,863	18,000	18,000	18,000
6004161 TRAVEL HOTEL AND MEALS	10,796	9,000	13,366	9,000	9,000	9,000
6004162 EDUCATION AND TRAINING	1,743	1,000	730	1,000	1,000	1,000
6004164 NON-EMPLOYEE TRAVEL HOTEL & ME	3,002	3,500	4,430	3,500	3,500	3,500
6004168 OTHER PERSONNEL EXPENSES	0	0	99	0	0	0
6004169 DAY TRIP MEAL REIMBURSEMENT	2,500	2,500	1,824	2,500	2,500	2,500
6004400 MEDICAL AND PHYSICAL EXAMS	22,972	40,000	16,458	35,000	35,000	35,000
6004413 OTHER HEALTH AND MEDICAL SERVI	0	500	0	500	500	500
6004538 LEGAL CHARGES AND FEES	3,608	7,000	4,000	5,000	5,000	5,000
6004573 OTHER FEES FOR SERVICES	0	0	180	1,200	1,200	1,200
0000040 Contractual Expenditures Totals	73,772	102,266	68,330	93,093	93,093	93,093
0000041 Chargeback Expenses						
6004606 TELEPHONE BILLING ACCOUNT	44,620	53,575	79,480	76,140	76,140	76,140
0000041 Chargeback Expenses Totals	44,620	53,575	79,480	76,140	76,140	76,140
0000080 Employee Benefits						
6008001 STATE RETIREMENT	963,906	981,675	712,843	951,557	951,557	951,557
6008002 SOCIAL SECURITY	403,404	460,615	325,366	460,089	460,089	460,089

REPORT:BP033

BROOME COUNTY GOVERNMENT
 REVENUE AND APPROPRIATION SUMMARY
 BY DEPARTMENT AND DIVISION

FUND: 1010 General Operating
 DEPT: 35000000 Social Services
 DIV: 05 Soc Svcs- Svcs

Account	2016 Actuals	2017 Budget	2017 YTD Actuals As of 11/03/17	2018 Budget Requested	2018 Budget Recommended	2018 Budget Adopted
6008004 WORKERS COMPENSATION	55,541	100,457	50,618	107,117	107,117	107,117
6008006 LIFE INSURANCE	1,763	1,905	1,487	1,905	1,905	1,905
6008007 HEALTH INSURANCE	1,120,056	1,210,633	818,191	1,103,170	1,103,170	1,103,170
6008009 RETIREE HEALTH INSURANCE	799,646	796,250	548,105	826,125	826,125	826,125
6008010 DISABILITY INSURANCE	8,515	10,614	7,534	10,736	10,736	10,736
6008011 UNEMPLOYMENT INSURANCE	11,392	0	77	0	0	0
6008013 HEALTH INS - RETIRE INCENTIVE	16,004	0	0	0	0	0
0000080 Employee Benefits Totals	3,380,227	3,562,149	2,464,221	3,460,699	3,460,699	3,460,699
Exp Total for Div: 3505	9,113,655	9,769,077	7,125,988	9,644,153	9,644,153	9,644,153
Total for Div: 35000000	-9,113,655	-9,769,077	-7,125,988	-9,644,153	-9,644,153	-9,644,153

Social Services

Social Services Programs – 35070006

Mission Statement

Promote self-sufficiency and assure the protection of vulnerable individuals. We strive to have an organization, which values the needs of the customers, the contributions of the staff, and the participation of the community. This vision shall be achieved through a culture, which encourages continuous improvement.

2018 Objectives

- Provide supportive transitional services, such as childcare, transportation, medical assistance and other benefits that enable recipients to increase and sustain their ability to maintain employment and become self-sufficient.
- Educate and enroll recipients in managed care.
- Reduce the local cost of assistance payments through aggressive procurement of alternative benefits and enhanced FEDS programs.
- Aggressively work with TANF recipients to ensure progress toward self-sufficiency during the five-year limitation.
- Reduce care days in foster care with emphasis on reducing residential and detention placements.

2018 Budget Highlights

- Social Services is the lead agency for PINS Diversion Services.
- Detention dollars (51/49 reimbursement) converted to supervision and treatment of Juveniles Program funds (62/38 reimbursement).
- Savings in residential placements.
- Savings in Safety Net expenditures.
- Non-Secure Detention returns to local beds.

REPORT:BP033

BROOME COUNTY GOVERNMENT
REVENUE AND APPROPRIATION SUMMARY
BY DEPARTMENT AND DIVISION

FUND: 1010 General Operating
DEPT: 35000000 Social Services
DIV: 04 Soc Svcs-Intergov Transfers

Account	2016 Actuals	2017 Budget	2017 YTD Actuals As of 11/03/17	2018 Budget Requested	2018 Budget Recommended	2018 Budget Adopted
0000040 Contractual Expenditures						
6004305 MMIS MEDICAL ASSISTANCE	3,000,000	1,637,984	0	1,307,679	1,274,179	1,274,179
0000040 Contractual Expenditures Totals	3,000,000	1,637,984	0	1,307,679	1,274,179	1,274,179
Exp Total for Div: 3504	3,000,000	1,637,984	0	1,307,679	1,274,179	1,274,179
Total for Div: 35000000	-3,000,000	-1,637,984	0	-1,307,679	-1,274,179	-1,274,179

REPORT:BP033

BROOME COUNTY GOVERNMENT
REVENUE AND APPROPRIATION SUMMARY
BY DEPARTMENT AND DIVISION

FUND: 1010 General Operating
DEPT: 35000000 Social Services
DIV: 07 Soc Svcs-Social Svcs Programs

Account	2016 Actuals	2017 Budget	2017 YTD Actuals As of 11/03/17	2018 Budget Requested	2018 Budget Recommended	2018 Budget Adopted
0000002 Departmental Income						
5000152 REPAYMENTS OF TANF	55,267	61,594	47,559	59,983	59,983	59,983
5000154 REPAYMENTS OF AID-CHILD CARE	487,414	574,362	1,045,546	609,981	609,981	609,981
5000156 REPAYMENTS OF SAFETY NET	1,588,390	1,361,189	1,588,093	1,604,859	1,604,859	1,604,859
5000157 REPAYMENTS OF ADULTS	2,174	2,535	278	2,315	2,315	2,315
5000158 REPAYMENTS OF BURIALS	29,204	55,981	53,164	57,707	57,707	57,707
5000159 REPAYMENTS OF SERV FOR RECIPIE	25	0	0	0	0	0
5000243 REPAYMENTS OF AID-JD/PINS	57,576	112,535	45,752	94,529	94,529	94,529
5000244 REPAYMENTS OF VA BURIALS	0	3,689	1,391	3,667	3,667	3,667
5000336 VA BURIALS CHARGEBACK	58,835	52,286	40,314	48,503	48,503	48,503
0000002 Departmental Income Totals	2,278,885	2,224,171	2,822,097	2,481,544	2,481,544	2,481,544
0000007 Misc Interfund Revenues						
5000530 REFUNDS OF PRIOR YEARS EXPENDI	1,710	1,514	1,824	805	805	805
5000543 PRIOR YEAR REFUNDS - TANF	9,163	8,246	10,823	9,161	9,161	9,161
5000544 PRIOR YEAR REFUNDS - SN	26,986	21,283	24,798	21,570	21,570	21,570
0000007 Misc Interfund Revenues Totals	37,859	31,043	37,445	31,536	31,536	31,536
0000008 State Aid						
5000853 MEDICAL ASSISTANCE	0	0	-29,588	0	0	0
5000854 TANF	649	0	345,907	0	0	0
5000855 SOCIAL SERVICES ADMINISTRATION	136,351	291,643	95,273	289,796	289,796	289,796
5000857 CHILD CARE SCHOOL DISTRICTS	473,163	517,740	249,704	411,736	411,736	411,736
5000858 CHILD CARE/FOSTER CARE (ADC)	5,403,711	4,939,499	5,043,805	5,304,142	5,304,142	5,304,142
5000859 JUVENILE DELINQUENT	522,012	551,238	312,850	1,105,998	1,105,998	1,105,998
5000861 SAFETY NET	3,315,470	3,577,265	2,392,304	3,321,750	3,321,750	3,321,750
5000862 EMERGENCY AID TO ADULTS	129,441	163,733	94,291	163,843	163,843	163,843
5000863 BURIALS	39,411	52,200	37,845	52,200	52,200	52,200
5000881 TANF DAY CARE	-31,080	111,466	-63,525	75,466	75,466	75,466
5000882 JD/PINS HOMES/INSTITUTIONS-ADC	1,451,921	1,457,546	1,477,858	1,372,325	1,372,325	1,372,325
5000884 POS	1,084,087	829,331	972,363	686,764	686,764	686,764
5000885 VA BURIALS	5,742	6,525	5,220	7,830	7,830	7,830
0000008 State Aid Totals	12,530,878	12,498,186	10,934,307	12,791,850	12,791,850	12,791,850
0000009 Federal Aid						
5000924 TANF	11,221,671	12,168,406	7,225,626	11,810,017	11,810,017	11,810,017
5000925 SOCIAL SERVICES ADMINISTRATION	148,197	88,903	152,325	82,749	82,749	82,749

BROOME COUNTY GOVERNMENT
 REVENUE AND APPROPRIATION SUMMARY
 BY DEPARTMENT AND DIVISION

FUND: 1010 General Operating
 DEPT: 35000000 Social Services
 DIV: 07 Soc Svcs-Social Svcs Programs

Account	2016 Actuals	2017 Budget	2017 YTD Actuals As of 11/03/17	2018 Budget Requested	2018 Budget Recommended	2018 Budget Adopted
5000927 FOSTER CARE (ADC)	4,809,578	4,999,388	3,446,624	5,167,340	5,167,340	5,167,340
5000928 SAFETY NET	315,061	321,816	171,756	260,832	260,832	260,832
5000929 SERVICES FOR RECIPIENTS	790,450	853,421	490,483	838,603	838,603	838,603
5000953 EAF TANF	1,369,055	0	0	856,784	856,784	856,784
5000954 EAF JD/PINS	903,430	1,658,966	489,686	1,158,966	1,158,966	1,158,966
5000955 EAF POS	746,913	830,277	903,465	984,502	984,502	984,502
5000956 JD/PINS HOMES/INSTITUTIONS-ADC	873,232	1,588,266	546,625	1,244,100	1,244,100	1,244,100
0000009 Federal Aid Totals	21,177,587	22,509,443	13,426,590	22,403,893	22,403,893	22,403,893
Rev Total for Div: 3507	36,025,209	37,262,843	27,220,439	37,708,823	37,708,823	37,708,823
0000040 Contractual Expenditures						
6004300 PURCHASE OF SERVICES	1,855,219	1,523,472	1,138,392	1,721,454	1,721,454	1,721,454
6004302 TANF DAY CARE	560,919	630,000	456,740	594,000	594,000	594,000
6004305 MMIS MEDICAL ASSISTANCE	37,140,387	36,683,504	31,388,749	37,291,787	37,291,787	37,291,787
6004306 SECURE DETENTION	22,636	1,310,000	130,355	794,760	794,760	794,760
6004308 TANF	10,971,035	11,880,000	9,149,305	11,520,000	11,520,000	11,520,000
6004309 EAF/TANF	317,125	350,000	379,427	350,000	350,000	350,000
6004311 INST PLACEMENT SCHOOL DISTRICT	1,437,134	1,500,000	829,616	1,300,000	1,300,000	1,300,000
6004312 FOSTER CARE HOMES/INSTITUTE-CW	2,278,386	1,661,849	2,203,825	2,140,835	2,140,835	2,140,835
6004313 FOSTER CARE HOMES/INSTITUTE-AD	9,792,247	10,161,746	8,904,589	10,504,233	10,504,233	10,504,233
6004314 FOSTER CARE NS DET (HASKINS)	66,373	0	0	0	0	0
6004315 FOSTER CARE NS DETENTION	688,329	677,373	512,601	677,373	677,373	677,373
6004316 JD/PINS INSTITUTIONS-ADC	2,820,301	3,196,152	2,126,316	2,509,098	2,509,098	2,509,098
6004317 JD CARE IN INSTITUTIONS	441,104	212,416	329,256	409,125	409,125	409,125
6004318 STATE TRAINING SCHOOLS	629,651	1,000,000	387,884	400,000	400,000	400,000
6004319 SAFETY NET	12,867,081	14,018,400	10,973,779	13,320,000	13,320,000	13,320,000
6004320 EMERGENCY AID FOR ADULTS	261,722	330,000	211,129	330,000	330,000	330,000
6004321 BURIALS	265,828	370,000	270,174	360,000	360,000	360,000
6004326 EAF/POS	1,133,692	1,406,281	1,071,455	1,246,569	1,246,569	1,246,569
6004327 EAF/FOSTER CARE	2,087,683	2,057,374	2,189,112	2,233,717	2,233,717	2,233,717
6004328 EAF/JD/PINS	794,802	1,011,619	536,646	849,282	849,282	849,282
6004330 VA BURIALS	64,577	62,500	52,838	60,000	60,000	60,000
6004573 OTHER FEES FOR SERVICES	860,401	870,203	747,633	870,203	870,203	870,203
0000040 Contractual Expenditures Totals	87,356,632	90,912,889	73,989,821	89,482,436	89,482,436	89,482,436

REPORT:BP033

BROOME COUNTY GOVERNMENT
REVENUE AND APPROPRIATION SUMMARY
BY DEPARTMENT AND DIVISION

FUND: 1010 General Operating
DEPT: 35000000 Social Services
DIV: 07 Soc Svcs-Social Svcs Programs

Account	2016 Actuals	2017 Budget	2017 YTD Actuals As of 11/03/17	2018 Budget Requested	2018 Budget Recommended	2018 Budget Adopted
0000041 Chargeback Expenses						
6004610 PERSONNEL SERVICES CHARGEBACKS	160,425	158,251	117,275	160,416	160,416	160,416
6004614 OTHER CHARGEBACK EXPENSES	149,400	180,000	103,180	0	0	0
0000041 Chargeback Expenses Totals	309,825	338,251	220,455	160,416	160,416	160,416
Exp Total for Div: 3507	87,666,457	91,251,140	74,210,276	89,642,852	89,642,852	89,642,852
Total for Div: 35000000	-51,641,248	-53,988,297	-46,989,837	-51,934,029	-51,934,029	-51,934,029


REPORT:BP033

BROOME COUNTY GOVERNMENT
 REVENUE AND APPROPRIATION SUMMARY
 BY DEPARTMENT AND DIVISION

FUND: 1010 General Operating
 DEPT: 35000000 Social Services
 DIV: 08

Account	2016 Actuals	2017 Budget	2017 YTD Actuals As of 11/03/17	2018 Budget Requested	2018 Budget Recommended	2018 Budget Adopted
0000009 Federal Aid						
5000925 SOCIAL SERVICES ADMINISTRATION	47,497,368	0	0	0	0	0
5000930 HEAP	6,341,268	0	0	0	0	0
5000951 FEDERAL AID-HEALTH OTHER	2,483,717	0	0	0	0	0
0000009 Federal Aid Totals	56,322,353	0	0	0	0	0
Rev Total for Div: 3508	56,322,353	0	0	0	0	0
0000040 Contractual Expenditures						
6004305 MMIS MEDICAL ASSISTANCE	2,483,717	0	0	0	0	0
6004308 TANF	53,838,636	0	0	0	0	0
0000040 Contractual Expenditures Totals	56,322,353	0	0	0	0	0
Exp Total for Div: 3508	56,322,353	0	0	0	0	0
Total for Div: 35000000	0	0	0	0	0	0
Total for Dept: 35000000	-61,395,032	-62,060,344	-54,195,336	-60,616,422	-60,582,922	-60,582,922

Veterans Services



Veterans Services

Mission Statement

To provide counseling and assistance to veterans and their dependents by making them aware of federal, state and local benefits and to assist preparing, presenting and aid in the prosecution of claims governed by laws under the Department of Veterans Affairs.

Description

The Veterans Service Agency renders a wide variety of services to an estimated 13,495 veterans and their families, of all wars and conflicts, as well as peacetime service. Service is also extended to active duty servicemen/women and their families. Professional assistance and advice is given in the filing of applications for benefits under existing federal, state, and local laws and regulations. It is also a primary function of the office to familiarize veterans and their families of the Department of Veteran's Affairs benefits available to them.

The Veterans Service Agency assists veterans and their families in applying for such benefits as service connected compensation, nonservice connected pensions, widow benefits, referrals for VA Healthcare services, certification of documents, replacement of Separation of Military Service papers, conversion of government insurance, waiver of insurance, Veterans Affairs home loan applications, tax exemption, insurance benefits, headstones or markers, burial benefits, memorial flags, military funerals, and death gratuity pay.

2018 Objectives

- Coordinate all veterans' groups, service organizations in Broome County and county departments to maximize service to veterans and minimize duplication of efforts.
- Review nursing home cases to ensure that veterans and widows are receiving accurate VA pensions with aid and attendance allowance.
- Fund indigent burials of honorably discharged veterans, as well as family members who have died without sufficient means to afford funeral expenses.
- Ensure all honorably discharged veterans' graves have adequate flag holders, flags and headstones for those without markers.
- Maintain professional counseling and make appropriate referrals for veterans' healthcare and mental health evaluations.
- To better assist veterans in applying for, maintaining, and appealing adverse decisions regarding benefits.
- Expand services by conducting home visits to veterans and dependents whose disabilities inhibit their ability to leave their home, and counseling veterans at the local outreach center.
- Participate in continual service officer training.

2018 Budget Highlights

- In providing advocacy services and representation in the development and presentation of claims before the Department of Veterans Affairs, the Veterans Service Agency has played a pivotal role in improving the economic well being of veterans and their dependents residing in Broome County. Per statistics released by the Office of Policy, Planning, and Preparedness of the Department of Veterans Affairs, total expenditures in fiscal year 2016 for Compensation and Pension benefits was \$36,757,000 in direct payments to Broome County veterans and dependents. This number marks an increase from \$34,501,000 in fiscal year 2015.
- The Compensation and Pension category includes expenditures for the following programs: disability for service-connected injuries; dependency and indemnity compensation for spouses due to veterans' service-connected deaths; pension for non-service connected disabilities; burial benefits; and other benefits to veterans and their survivors.
- In our continual effort to provide enhanced services to our veterans, this office continues to provide support to the Disabled American Veterans Transportation Service. The DAV transport is composed of volunteer drivers operating a shuttle service from veteran's homes to the Binghamton VA Outpatient Clinic and the Syracuse VA Medical Center. The vehicles, fuel, insurance and maintenance are provided by the Syracuse VA Medical Center.
- Provided in office counseling and advocacy to 434 veterans and their dependents in 2016.
- In addition, assisted with the development and presentation of 215 original and new claims for benefits to the Department of Veterans Affairs.
- As a result of aggressive representation, total retroactive benefits paid to veterans and their dependents in 2016 totaled \$669,305 and monthly running awards totaled \$126,797.
- Utilize an electronic scanning system for all VA documentation, creating paperless files, and eliminating the time-consuming process of filing. By the end of 2017, the Veterans Service Agency will be completely paperless.
- In 2016, the Agency increased its presence in the community by awarding grants to local veterans' interest projects, including: a \$8,000 grant to the Broome County American Legion for their annual convention held in Binghamton as well as awarding a \$7,000 grant to the Southern Tier Veteran's Support Group for the Wounded Warrior Softball Tournament at NYSEG Stadium. Our organization also partnered with STOP-DWI to help defray the costs of a spring defensive driving class and career transition conference for veterans. It is our goal in 2018 to continue to remain invested in community initiatives that raise awareness of veterans' needs and interests.
- This year the Veterans Agency partnered with ClearPath For Veterans through a New York State Senate grant to administer the Pfc Dwyer Peer to Peer Mentorship program to raise awareness and address the high suicide rate among veterans.

Veterans Services 36000006

<u>Title of Position</u>	<u>Grade/Unit</u>	<u>2016 Actuals</u>	<u>As of 7/5/2017 Current Authorized</u>	<u>2018 Requested</u>	<u>2018 Recommended</u>	<u>2018 Adopted</u>
<u>Full-Time Positions</u>						
Veterans Director	25 Admin	0	1	1	1	1
Veterans Director	24 Admin	1	0	0	0	0
Veterans Service Assistant	11 CSEA	1	1	1	1	1
Total Full-Time Positions		2	2	2	2	2
<u>Part-Time Positions</u>						
Veterans Service Assistant	11 CSEA	1	2	2	2	2
Total Part-Time Positions		1	2	2	2	2
Total Positions		3	4	4	4	4

REPORT:BP032

BROOME COUNTY GOVERNMENT
REVENUE AND APPROPRIATION SUMMARY BY DEPARTMENT

FUND: 1010 General Operating
DEPT: 36000000 Veterans Services

Account	2016 Actuals	2017 Budget	2017 YTD Actuals As of 11/03/17	2018 Budget Requested	2018 Budget Recommended	2018 Budget Adopted
0000002 Departmental Income						
5000224 TRANSFER TAX	326,612	320,000	322,904	320,000	340,000	340,000
0000002 Departmental Income Total	326,612	320,000	322,904	320,000	340,000	340,000
0000007 Misc Interfund Revenues						
5000545 CREDIT CARD REBATES	75	67	53	67	67	67
5000561 TRANSFER FROM RESERVE FUND	0	185,640	185,640	200,465	200,465	200,465
0000007 Misc Interfund Revenues Total	75	185,707	185,693	200,532	200,532	200,532
0000008 State Aid						
5000867 VETERANS SERVICE AGENCIES	12,793	12,793	12,793	12,793	12,793	12,793
0000008 State Aid Total	12,793	12,793	12,793	12,793	12,793	12,793
Rev Totals for Dept: 36000000	339,480	518,500	521,390	533,325	553,325	553,325
0000010 Personnel Service						
6001000 SALARIES FULL-TIME	91,577	97,636	77,862	100,189	100,189	100,189
6001001 SALARIES PART-TIME	7,000	29,406	10,985	29,931	29,931	29,931
6001002 SALARIES TEMPORARY	7,951	0	512	0	0	0
0000010 Personnel Service Totals	106,528	127,042	89,359	130,120	130,120	130,120
0000040 Contractual Expenditures						
6004010 BOOKS AND SUBSCRIPTIONS	700	800	751	800	800	800
6004012 OFFICE SUPPLIES	762	1,000	781	1,000	1,000	1,000
6004105 DUES AND MEMBERSHIPS	160	450	207	450	450	450
6004106 GENERAL OFFICE EXPENSES	688	1,500	961	1,500	1,500	1,500
6004146 SUBCONTRACTED PROGRAM EXPENSE	136,843	100,000	57,778	100,000	100,000	100,000
6004147 OTHER PROGRAM EXPENSE	14,954	18,000	16,594	18,000	18,000	18,000
6004160 MILEAGE AND PARKING-LOCAL	0	50	0	50	50	50
6004161 TRAVEL HOTEL AND MEALS	678	3,000	266	3,000	3,000	3,000

REPORT:BP032

BROOME COUNTY GOVERNMENT
REVENUE AND APPROPRIATION SUMMARY BY DEPARTMENT

FUND: 1010 General Operating
DEPT: 36000000 Veterans Services

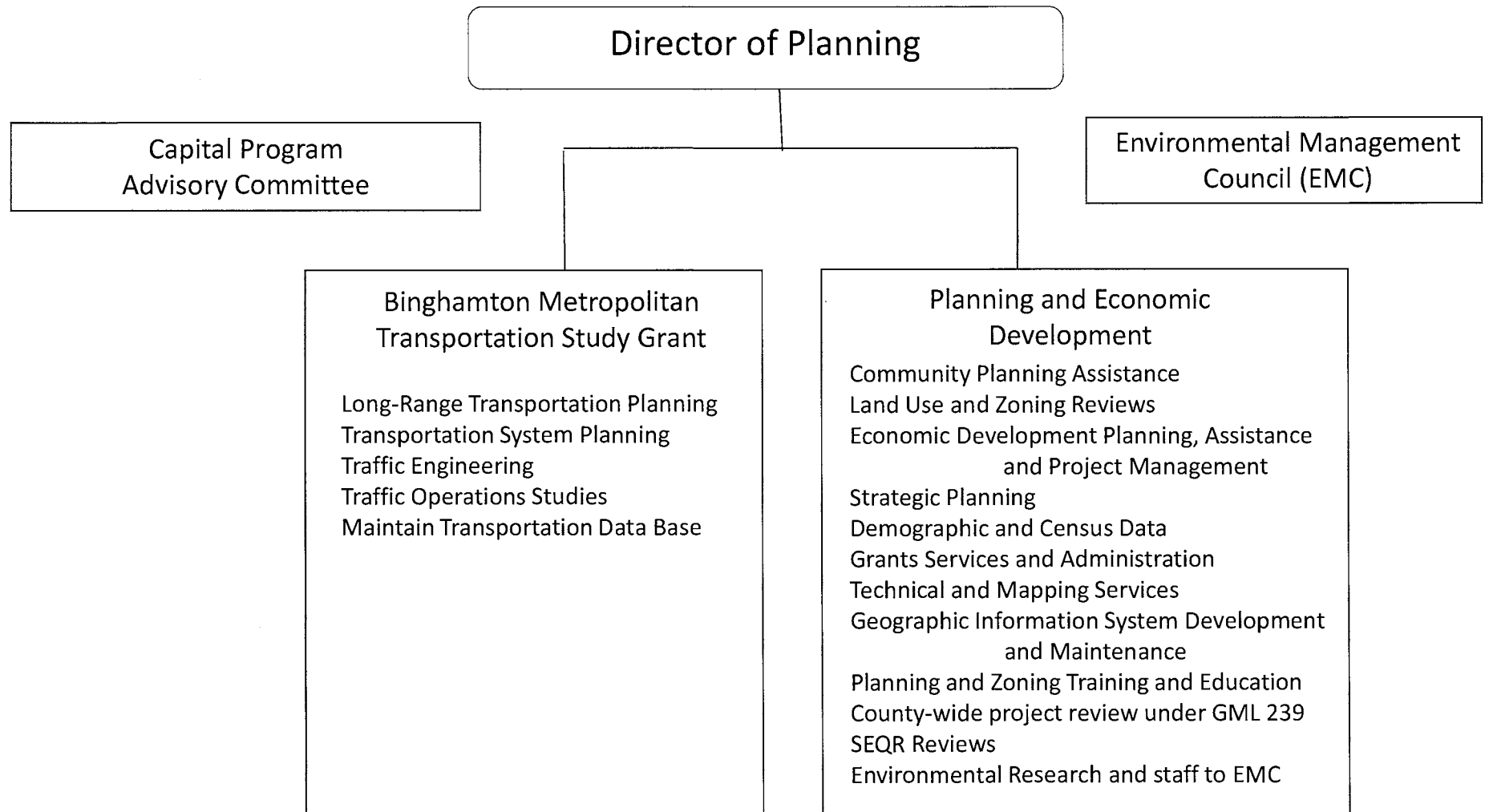
Account	2016 Actuals	2017 Budget	2017 YTD Actuals As of 11/03/17	2018 Budget Requested	2018 Budget Recommended	2018 Budget Adopted
0000040 Contractual Expenditures Totals	154,785	124,800	77,338	124,800	124,800	124,800
0000041 Chargeback Expenses						
6004602 INSURANCE PREMIUM CHARGEBACK	115	115	115	129	129	129
6004606 TELEPHONE BILLING ACCOUNT	2,162	1,002	467	1,053	1,053	1,053
6004609 DATA PROCESSING CHARGEBACKS	6,544	9,353	4,677	12,256	12,256	12,256
6004614 OTHER CHARGEBACK EXPENSES	211	460	744	460	460	460
6004617 DUPLICATING/PRINTING CHARGEBACK	363	3,129	4,675	1,490	1,490	1,490
6004618 OFFICE SUPPLIES CHARGEBACK	9,120	10,280	361	15,373	15,373	15,373
6004621 BUILDING AND LAND RENTAL CHARG	14,450	26,010	0	29,952	29,952	29,952
6004630 VA BURIALS CHARGEBACK	58,835	52,286	40,314	48,503	48,503	48,503
0000041 Chargeback Expenses Totals	91,800	102,635	51,353	109,216	109,216	109,216
0000080 Employee Benefits						
6008001 STATE RETIREMENT	16,230	18,042	11,956	17,281	17,281	17,281
6008002 SOCIAL SECURITY	7,938	9,720	6,668	9,954	9,954	9,954
6008004 WORKERS COMPENSATION	449	564	423	390	390	390
6008006 LIFE INSURANCE	30	30	25	45	45	45
6008007 HEALTH INSURANCE	11,083	11,030	8,785	16,816	16,816	16,816
6008009 RETIREE HEALTH INSURANCE	24,550	24,550	16,411	24,527	24,527	24,527
6008010 DISABILITY INSURANCE	71	87	30	176	176	176
0000080 Employee Benefits Totals	60,351	64,023	44,298	69,189	69,189	69,189
0000090 Transfers						
6009002 TRANSFER TO GRANT FUND	100,000	100,000	100,000	100,000	120,000	120,000
0000090 Transfers Totals	100,000	100,000	100,000	100,000	120,000	120,000
Exp Totals for Dept: 36000000	513,464	518,500	362,348	533,325	553,325	553,325
Total for Dept: 36000000	-173,984	0	159,042	0	0	0

This page is intentionally left blank

Home and Community Services

<u>Department/Division</u>	<u>Page</u>
Planning and Economic Development	356
Solid Waste Management	362

Planning & Economic Development



Planning and Economic Development

Mission Statement

To enhance the sound and orderly economic, physical, and environmental development of Broome County and its constituent municipalities. Provide technical planning and environmental services and assistance to the County Executive, County Legislature and municipal jurisdictions. Implement projects and programs designed to improve the economy, environment, and physical infrastructure of the County.

Description

The Department of Planning and Economic Development provides professional services to Broome County Government, its departments, and municipalities as well as to other public and private entities. The Department provides assistance in land-use planning, zoning, grant writing, economic development, environmental studies and recommendations, local land use reviews (GML 239), community assistance, GIS Mapping and research and infrastructure development. Advisory guidance is provided by the Environmental Management Council and BMTS Advisory Committee, the Broome County Land Bank, the Broome-Tioga Stormwater Coalition, and the NY Rising Community Reconstruction Board.

2018 Objectives

Comprehensive Plans, Studies and Technical Assistance:

- Complete the Town of Sanford Comprehensive Plan
- Initiate the Village of Port Dickinson Comprehensive Plan
- Initiate a Parks Marks Plan
- Update the County-Wide Comprehensive Plan action plan

- Provide support and assistance to Broome County municipalities on local comprehensive plan development
- Conduct training and workshops for municipal officials
- Work with municipal officials to coordinate 239 reviews, zoning and subdivision reviews
- Collaborate with local municipalities to carry out the Local Waterfront Revitalization Plan
- Administer the Susquehanna Heritage Area program to protect and preserve our cultural resources
- Collaborate with village centers
- Collaborate with Broome County Land Bank

Economic Development:

- Work to administer the Upstate Revitalization Initiative
- Collaborate with the Agency for economic development services
- Closely collaborate with economic development entities in the region to continue implementation of a coordinated approach to economic development
- Implementation of Innovation Districts in Binghamton, Endicott, and Johnson City

Flood Mitigation and Storm Water Management:

- Administer and market the Go All Out Broome site
- Participate in the NY Rising Communities Reconstruction Board
- Assist with initiating an Upper Susquehanna Watershed Study in conjunction with the NYS DEC and the Army Corps of Engineers
- Coordinate implementation of the FEMA mandated update to the Multi-Jurisdictional Hazard Mitigation Plan
- Implementation of federally mandated Storm Water Management Plan and providing education and facilitating public participation for MS4 Compliance, (Municipal Separate Storm Sewer Systems)

- Coordinate the Flood Task Force, administer flood related grant programs, and evaluate and implement new and better flood mitigation strategies
- Participate in the BC Community Organizations Around Disasters (BCCOAD)

Grants and Grants Administration:

- Effectively manage the Hotel-Motel fund to maximize its impact by leveraging the fund with other resources
- Aggressively pursue state, federal and other grant funding to meet County goals and objectives
- Complete implementation of the CDBG funded replacement of failing communal septic system for Forest View Mobile Home Park in Windsor
- Work with the Broome County Land Bank to implement Main Street Rehabilitation Program in the Village of Windsor historic downtown

Agriculture:

- Complete the Agriculture Economic Development Plan with the support of Hotel Motel Funds and New York State Agriculture and Markets funding
- Work with the Agriculture Task Force to support and expand farming in Broome County
- Participate in and provide support for the Ag and Farmland Protection Board

Brownfields:

- Update database of brownfield sites and create story map
- Initiate environmental assessments of brownfield sites
- Complete Step III of the Endicott Johnson Industrial Spine BOA.
- Monitoring program post EPA clean Up Cooperative Agreement for 312 Maple Street Remediation

GIS:

- Expand the County's GIS capabilities

Continue participation on the following Boards and Committees:

- Ag Task Force
- Aging Futures Partnership
- BCCOAD
- Binghamton Commission on Architecture and Urban Planning
- BMTS Bicycle/Pedestrian Committee
- BMTS Planning Committee
- Broome Tioga Storm Water Coalition
- Chronic Disease Leadership Team
- Environmental Management Council
- Greenway Steering Committee
- Headwaters River Trail
- Healthy Communities Initiative
- NYS DEC Region 7 Open Space Committee
- Regional Economic Development Council Work Groups
- Southern Tier East Regional Planning Development Board
- Susquehanna Heritage Area Commission and Advisory Board

2018 Budget Highlights

Complete the restructuring of Planning and GIS divisions which was initiated in 2015 to provide cost-effective services and transparent accounting

Planning & Economic Development 37000007

<u>Title of Position</u>	<u>Grade/Unit</u>	2016 <u>Actuals</u>	As of	2018 <u>Requested</u>	2018 <u>Recommended</u>	2018 <u>Adopted</u>
			7/5/2017 Current <u>Authorized</u>			
<u>Full-Time Positions</u>						
Comm. Of Planning & Economic Development*	H Admin	1	1	1	1	1
Director of Planning	24 BAPA	1	1	1	1	1
GIS Administrator	24 BAPA	1	1	1	1	1
Chief Planner**	23 BAPA	1	1	1	1	1
Senior Planner	21 CSEA	2	2	2	2	2
Senior Environmental Planner***	21 CSEA	1	1	1	1	1
Planner	18 CSEA	1	1	1	1	1
Senior Account Clerk	9 CSEA	1	1	1	1	1
Total Full-Time Positions		9	9	9	9	9
<u>Part-Time Positions</u>						
Total Part-Time Positions		0	0	0	0	0
Total Positions		9	9	9	9	9

* One position unfunded since 2016

**One position unfunded since 2016

***One position unfunded since 2011

REPORT:BP032

BROOME COUNTY GOVERNMENT
REVENUE AND APPROPRIATION SUMMARY BY DEPARTMENT

FUND: 1010 General Operating

DEPT: 37000000 Planning and Econ Development

Account	2016 Actuals	2017 Budget	2017 YTD Actuals As of 11/03/17	2018 Budget Requested	2018 Budget Recommended	2018 Budget Adopted
0000002 Departmental Income						
5000176 RENTAL CONTRACTS	15,840	15,840	7,920	0	0	0
5000189 OTHER LOCAL GOVERNMENTS	0	4,000	0	8,000	8,000	8,000
5000331 CHARGEBACK TO GRANTS	784	0	0	0	0	0
0000002 Departmental Income Total	16,624	19,840	7,920	8,000	8,000	8,000
0000006 Sale of Prop and Comp for Loss						
5000513 MINOR SALES - PLANNING	2,369	2,000	3,518	2,000	2,000	2,000
0000006 Sale of Prop and Comp for Loss Total	2,369	2,000	3,518	2,000	2,000	2,000
Rev Totals for Dept: 37000000	18,993	21,840	11,438	10,000	10,000	10,000
0000010 Personnel Service						
6001000 SALARIES FULL-TIME	328,599	359,919	292,403	370,296	370,296	370,296
6001002 SALARIES TEMPORARY	19,032	0	0	0	0	0
0000010 Personnel Service Totals	347,631	359,919	292,403	370,296	370,296	370,296
0000040 Contractual Expenditures						
6004010 BOOKS AND SUBSCRIPTIONS	999	0	693	1,000	1,000	1,000
6004012 OFFICE SUPPLIES	2,192	3,750	1,588	3,800	2,300	2,300
6004100 POSTAGE AND FREIGHT	48	800	44	500	300	300
6004105 DUES AND MEMBERSHIPS	12,600	13,400	12,620	13,400	13,400	13,400
6004106 GENERAL OFFICE EXPENSES	0	1,000	480	1,000	1,000	1,000
6004137 ADVERTISING AND PROMOTION EXPE	824	1,400	386	1,400	1,000	1,000
6004160 MILEAGE AND PARKING-LOCAL	0	100	0	100	100	100
6004161 TRAVEL HOTEL AND MEALS	35	1,100	467	1,100	500	500
6004162 EDUCATION AND TRAINING	1,115	2,100	362	2,100	1,600	1,600
6004169 DAY TRIP MEAL REIMBURSEMENT	9	500	0	400	100	100
6004196 COPYING MACHINE RENTALS	995	3,044	829	3,044	3,044	3,044
6004255 CONTRACTED SERVICES	46,114	79,500	53,616	76,000	44,000	44,000
6005017 SOIL CONSERVATION SERVICE	70,970	70,970	70,970	70,970	70,970	70,970
0000040 Contractual Expenditures Totals	135,901	177,664	142,055	174,814	139,314	139,314

REPORT:BP032

BROOME COUNTY GOVERNMENT
 REVENUE AND APPROPRIATION SUMMARY BY DEPARTMENT

FUND: 1010 General Operating
 DEPT: 37000000 Planning and Econ Development

Account	2016 Actuals	2017 Budget	2017 YTD Actuals As of 11/03/17	2018 Budget Requested	2018 Budget Recommended	2018 Budget Adopted
0000041 Chargeback Expenses						
6004602 INSURANCE PREMIUM CHARGEBACK	300	448	246	512	512	512
6004615 GASOLINE CHARGEBACK	230	450	200	450	450	450
6004616 FLEET SERVICE CHARGEBACK	969	2,156	1,078	2,250	2,250	2,250
0000041 Chargeback Expenses Totals	1,499	3,054	1,524	3,212	3,212	3,212
0000080 Employee Benefits						
6008001 STATE RETIREMENT	64,706	61,323	51,536	63,378	63,378	63,378
6008002 SOCIAL SECURITY	25,412	27,534	21,297	28,328	28,328	28,328
6008004 WORKERS COMPENSATION	2,936	4,358	2,397	4,047	4,047	4,047
6008006 LIFE INSURANCE	89	90	75	90	90	90
6008007 HEALTH INSURANCE	55,076	57,310	44,502	56,013	56,013	56,013
6008009 RETIREE HEALTH INSURANCE	42,487	45,574	30,383	45,615	45,615	45,615
6008010 DISABILITY INSURANCE	302	348	281	529	529	529
6008013 HEALTH INS - RETIRE INCENTIVE	3,087	0	0	0	0	0
0000080 Employee Benefits Totals	194,095	196,537	150,471	198,000	198,000	198,000
0000090 Transfers						
6009002 TRANSFER TO GRANT FUND	33,051	77,234	77,234	81,642	81,642	81,642
0000090 Transfers Totals	33,051	77,234	77,234	81,642	81,642	81,642
Exp Totals for Dept: 37000000	712,177	814,408	663,687	827,964	792,464	792,464
Total for Dept: 37000000	-693,184	-792,568	-652,249	-817,964	-782,464	-782,464

Solid Waste Management

Commissioner of Public Works, Parks, Recreation and Youth Services

Director of Solid Waste Management

Recycling

County-wide Recycling Programs
 Recycling Contract
 Curbside and Drop-off sites
 Education and Outreach
 Technical Assistance
 Market Research
 Pilot Projects
 Hazardous Waste Programs
 Hazardous Waste Hauler Contract
 Facility Operations
 Residential Program
 Commercial and Institutional Program
 Site Health and Safety
 Education and Outreach
 Battery Drop-off
 Medical Waste Program
 Grant Applications
 Grants
 Municipal Waste Reduction and Recycling
 Coordinator
 EPF Recycling Equipment
 Household Hazardous Waste
 State Assistance Program

Administration

Fiscal Management
 Engineering Oversight
 Planning and Development
 Landfill Design and Permitting
 Host Community Benefits
 Buffer Property Management
 Local Law Implementation
 Grant Management

Landfill

Operations
 Landfilling and Daily Cover
 Scale Revenues and Billing
 Hauler and Customer Service
 Hauler Permitting and Assistance
 Recycling and Composting
 Pallet and Mulch Processing
 Leachate Hauling
 Residential Drop-off Service
 Groundwater Monitoring
 Equipment, Building and Ground
 Maintenance
 Bird Mitigation, Illegal Dumping,
 Nuisance Control
 Contract Administration
 Leachate Treatment Facility
 Landfill Gas Management and Electrical
 Generation
 Landfill Closure and Remediation

Solid Waste Management

Mission Statement

Provide the community with an integrated program for managing solid waste in an economically sound and environmentally safe manner.

Description

Since its inception in 1989, the Division of Solid Waste Management has been responsible for County solid waste operations with the cost of operations financed by user fees.

Complying with changing state and federal regulations governing the solid waste industry, the Division of Solid Waste Management has effectively contained costs and remained economically competitive.

Landfill operations focus on maximum compaction of the waste resulting in the most effective use of airspace. Recycling goals mandated by New York State in the Solid Waste Management Act of 1988 have already been exceeded.

A solid waste management system is a critical part of Broome County's infrastructure in supporting public health, safety and welfare in the County as well as providing present and future economic development potential. Safe, environmentally sound, and stable solid waste disposal is not only critical to the residents of this county, it is essential to commercial and industrial entities that would do business in our community.

The Division of Solid Waste Management oversees

- Implementation of the comprehensive Broome County Solid Waste Management System.
- The county material recovery programs including reduction, reuse, recycling, and composting.
- The operations and maintenance of the county sanitary landfill and solid waste disposal facilities serving the entire county are located at the intersection of the towns of Barker, Maine, and Nanticoke.
- The implementation and management of all charges and user fees imposed by the County Legislature for solid waste disposal or handling.
- The coordination of all engineering services for solid waste management operations.
- The procurement, evaluation, and selection for the Legislature's consideration such firms as necessary to provide professional services in conjunction with county solid waste management programs.
- Public education and outreach to all county residents and businesses.
- The Eco Center featuring a community giveback program and reuse of building materials to increase waste reduction and sustainability.
- Operate and maintain a permanent household hazardous waste facility to provide proper disposal of hazardous waste and electronics from residences and Conditionally Exempt Small Quantity Generators.

2018 Objectives

- Administer the solid waste management system for our community.
- Manage landfill gas collection efficiently and effectively.
- Maximize the generation of electricity from the collection of additional landfill gas.
- Increase the leaf and yard waste-composting program at the landfill and investigate food waste composting opportunities.
- Efficiently management the hazardous waste facility and leachate treatment facility.
- Manage the countywide-recycling program.
- Improve the division's comprehensive health and safety programs.
- Maximize compaction techniques in the landfill to make the most efficient use of airspace.
- Match revenue with expense.
- Operate our leachate treatment facility as efficiently as possible and continue to maximize the amount of treated leachate discharging into the sewer system.
- Manage ongoing O&M of landfill, its properties, programs and functions so that
 - The facility continues to follow all applicable permits and regulations, and
 - To ensure the health and safety of the public, the environment, and all landfill employees.
- Investigate future grant opportunities.
- Expand off-site battery recycling collection program.
- Maintain a free bulky rigid plastics recycling drop-off program to increase waste diversion and recycling.

2018 Budget Highlights

- Maintain operations and established solid waste and recycling programs at a reasonable tip fee with no use of property tax funding.

Solid Waste Management 38010007, 38040007, 38050007

<u>Title of Position</u>	<u>Grade/Unit</u>	As of 07/05/17				
		<u>2016 Actuals</u>	<u>Current Authorized</u>	<u>2018 Requested</u>	<u>2018 Recommended</u>	<u>2018 Adopted</u>
<u>Full Time Positions</u>						
Deputy Commissioner of PW - Solid Waste Management*	F Admin	1	1	0	0	0
Director of Solid Waste Management	27 BAPA	0	0	1	1	1
Materials Recovery Manager	21 CSEA	1	1	1	1	1
Solid Waste Management Specialist	21 CSEA	1	1	1	1	1
Solid and Hazardous Waste Facility Technician	19 CSEA	1	1	1	1	1
Sanitary Landfill Supervisor	AFSCME	1	1	1	1	1
Assistant Sanitary Landfill Supervisor	AFSCME	1	1	1	1	1
Equipment Mechanic III	AFSCME	1	1	1	1	1
Laborer	AFSCME	3	3	4	4	4
Landfill Clerk	AFSCME	3	3	3	3	3
Motor Equipment Operator III**	AFSCME	8	8	8	8	8
Motor Equipment Operator II	AFSCME	1	1	1	1	1
Total Full-Time Positions		22	22	23	23	23
<u>Part Time Positions</u>						
None						
Total Part-Time Positions		0	0	0	0	0
Total Positions		22	22	23	23	23

* Unfunded since 2014, abolish in 2018

**One position unfunded in 2017 to fund Assistant Sanitary Landfill Supervisor

REPORT:BP032

BROOME COUNTY GOVERNMENT
REVENUE AND APPROPRIATION SUMMARY BY DEPARTMENT

FUND: 2020 SWM Operating

DEPT: 38000000 Solid Waste Management

Account	2016 Actuals	2017 Budget	2017 YTD Actuals As of 11/03/17	2018 Budget Requested	2018 Budget Recommended	2018 Budget Adopted
0000002 Departmental Income						
5000189 OTHER LOCAL GOVERNMENTS	41,635	30,000	20,317	42,000	42,000	42,000
5000223 TIPPING FEES	9,751,379	8,629,895	7,534,134	8,684,350	8,684,350	8,684,350
5000225 DISPOSAL FEES	36,271	48,775	36,626	37,500	37,500	37,500
5000426 MISCELLANEOUS	6,284	81,175	52,998	53,500	53,500	53,500
5000431 MISCELLANEOUS	96,243	96,400	99,454	100,575	100,575	100,575
5000440 CHARGEBACK OF SERVICES PROVIDE	11,545	12,000	10,559	12,200	12,200	12,200
0000002 Departmental Income Total	9,943,357	8,898,245	7,754,088	8,930,125	8,930,125	8,930,125
0000003 Use of Money						
5000451 INTEREST AND EARNINGS	6,616	6,200	5,577	6,500	6,500	6,500
0000003 Use of Money Total	6,616	6,200	5,577	6,500	6,500	6,500
0000004 Licenses and Permits						
5000481 PERMITS	20,242	24,150	20,201	21,245	21,245	21,245
0000004 Licenses and Permits Total	20,242	24,150	20,201	21,245	21,245	21,245
0000006 Sale of Prop and Comp for Loss						
5000510 SALE OF SCRAP & EXCESS MATERIA	28,572	25,600	36,115	28,828	28,828	28,828
0000006 Sale of Prop and Comp for Loss Total	28,572	25,600	36,115	28,828	28,828	28,828
0000007 Misc Interfund Revenues						
5000532 PREMIUM & ACCRUED INT ON OBLIG	182,599	0	173,642	0	0	0
5000545 CREDIT CARD REBATES	449	0	259	0	0	0
5000546 Trust Account Inflows	100	0	0	0	0	0
5000570 EARNINGS ON TEMPORARY INVESTME	2,986	0	0	0	0	0
0000007 Misc Interfund Revenues Total	186,134	0	173,901	0	0	0
0000008 State Aid						
5000808 OTHER STATE AID	2,228,636	142,716	384,125	150,333	150,333	150,333
0000008 State Aid Total	2,228,636	142,716	384,125	150,333	150,333	150,333

REPORT:BP032

BROOME COUNTY GOVERNMENT
REVENUE AND APPROPRIATION SUMMARY BY DEPARTMENT

FUND: 2020 SWM Operating
DEPT: 38000000 Solid Waste Management

Account	2016 Actuals	2017 Budget	2017 YTD Actuals As of 11/03/17	2018 Budget Requested	2018 Budget Recommended	2018 Budget Adopted
0000009 Federal Aid						
5000952 ARRA DEBT REIMBURSEMENT	56,559	56,494	16,266	56,434	56,434	56,434
0000009 Federal Aid Total	56,559	56,494	16,266	56,434	56,434	56,434
Rev Totals for Dept: 38000000	12,470,116	9,153,405	8,390,273	9,193,465	9,193,465	9,193,465
0000010 Personnel Service						
6001000 SALARIES FULL-TIME	990,134	975,122	610,924	1,117,656	1,117,656	1,117,656
6001002 SALARIES TEMPORARY	124,203	132,801	42,938	67,127	67,127	67,127
6001003 SALARIES OVERTIME	53,487	52,534	33,978	53,858	53,858	53,858
6001004 SALARIES SHIFT DIFFERENTIAL	1,434	1,045	445	1,045	1,045	1,045
6001006 OUT OF TITLE PAY	17,784	16,968	15,076	17,340	17,340	17,340
6001009 OTHER PERSONNEL SERVICES	3,250	3,900	2,850	3,675	3,675	3,675
0000010 Personnel Service Totals	1,190,292	1,182,370	706,211	1,260,701	1,260,701	1,260,701
0000020 Equipment and Capital Outlay						
6002303 CONSTRUCTION MOTOR EQUIPMENT	0	400,000	318,064	450,000	450,000	450,000
6002709 OTHER OPERATIONAL EQUIPMENT	0	0	6,445	16,000	16,000	16,000
0000020 Equipment and Capital Outlay Totals	0	400,000	324,509	466,000	466,000	466,000
0000040 Contractual Expenditures						
6004000 MAT & SUPPLIES-SURFACE TREAT	330,804	151,240	1,305	51,240	51,240	51,240
6004001 MAT & SUPPLIES-SIGNS & POSTS	0	1,000	0	1,000	1,000	1,000
6004010 BOOKS AND SUBSCRIPTIONS	450	1,280	465	1,280	1,280	1,280
6004011 DUPLICATING AND PRINTING RM SU	0	1,500	0	1,500	1,500	1,500
6004012 OFFICE SUPPLIES	3,002	4,664	2,667	4,000	4,000	4,000
6004021 BLDG MAINTENANCE SUPPLIES	5,529	7,100	4,606	7,100	7,100	7,100
6004022 FUEL AND HEATING SUPPLIES	13,021	15,950	8,912	15,950	15,950	15,950
6004023 BLDG AND GROUNDS SUPPLIES	4,333	1,600	1,161	3,100	3,100	3,100
6004030 FOOD AND BEVERAGES	0	250	14	250	250	250
6004040 MOTOR EQUIPMENT SUPPLIES	119,074	187,644	154,755	175,000	175,000	175,000

REPORT:BP032

BROOME COUNTY GOVERNMENT
REVENUE AND APPROPRIATION SUMMARY BY DEPARTMENT

FUND: 2020 SWM Operating

DEPT: 38000000 Solid Waste Management

Account	2016 Actuals	2017 Budget	2017 YTD Actuals As of 11/03/17	2018 Budget Requested	2018 Budget Recommended	2018 Budget Adopted
6004041 PHOTOGRAPHIC SUPPLIES	0	100	0	100	100	100
6004045 TRAINING AND EDUCATIONAL SUPPL	1,280	1,600	973	1,700	1,700	1,700
6004046 GAS OIL GREASE AND DIESEL FUEL	163,415	234,675	144,730	234,900	234,900	234,900
6004047 TIRES AND TUBES	24,402	21,250	12,613	25,250	25,250	25,250
6004048 MISC OPERATIONAL SUPPLIES	56,840	107,150	36,090	108,250	108,250	108,250
6004049 LEACHATE SUPPLIES	36,311	123,930	62,077	83,000	83,000	83,000
6004052 UNIFORMS	574	2,500	0	2,500	2,500	2,500
6004054 SAFETY SUPPLIES	6,629	7,100	2,900	6,600	6,600	6,600
6004055 COMPUTER SOFTWARE AND SUPPLIES	18,805	6,709	2,645	6,595	6,595	6,595
6004100 POSTAGE AND FREIGHT	857	650	187	950	950	950
6004105 DUES AND MEMBERSHIPS	1,538	1,613	1,096	1,693	1,693	1,693
6004112 BLDG GROUNDS AND EQUIP REPAIR	12,474	10,418	12,891	13,000	13,000	13,000
6004113 WATER AND SEWAGE CHARGES	32,094	59,800	22,682	60,000	60,000	60,000
6004115 ELECTRIC CURRENT	24,668	52,325	30,105	53,500	53,500	53,500
6004117 BUILDING AND GROUNDS EXPENSES	11,107	14,000	4,160	14,000	14,000	14,000
6004121 LAUNDRY AND DRY CLEANING EXPEN	3,043	3,500	2,493	4,100	4,100	4,100
6004130 MOTOR EQUIP REPAIRS AND MAINT	19,608	51,000	6,272	51,000	51,000	51,000
6004135 LONG TERM MAINT & CLOSURE COST	630,318	0	0	800,000	800,000	800,000
6004136 OPERATIONAL EQUIPMENT REPAIRS	1,446	10,000	2,906	15,000	15,000	15,000
6004137 ADVERTISING AND PROMOTION EXPE	26,430	28,000	19,736	30,000	30,000	30,000
6004138 OTHER OPERATIONAL EXPENSES	139,490	250,843	142,316	157,900	157,900	157,900
6004146 SUBCONTRACTED PROGRAM EXPENSE	548,385	667,769	447,531	678,249	678,249	678,249
6004147 OTHER PROGRAM EXPENSE	58,559	61,950	59,867	60,750	60,750	60,750
6004160 MILEAGE AND PARKING-LOCAL	6	125	20	125	125	125
6004161 TRAVEL HOTEL AND MEALS	3,167	4,584	2,203	4,630	4,630	4,630
6004162 EDUCATION AND TRAINING	3,590	6,880	2,490	6,980	6,980	6,980
6004168 OTHER PERSONNEL EXPENSES	300	300	300	300	300	300
6004191 OUTSIDE RENTALS-MACHINERY	0	50,000	0	50,000	50,000	50,000
6004196 COPYING MACHINE RENTALS	1,260	1,260	1,050	1,260	1,260	1,260
6004255 CONTRACTED SERVICES	3,403	4,500	1,175	0	0	0
6004504 OTHER FINANCIAL SERVICES	12,226	4,951	8,337	4,462	4,462	4,462
6004572 ENGINEERING AND ARCHITECTURAL	105,976	0	0	0	0	0
6004580 BAD DEBT EXPENSE	114	0	0	0	0	0
6004593 OTHER GOVERNMENTS PAYMENTS	965,611	911,288	661,650	921,271	921,271	921,271
0000040 Contractual Expenditures Totals	3,390,139	3,072,998	1,865,380	3,658,485	3,658,485	3,658,485
0000041 Chargeback Expenses						
6004601 INDIRECT COSTS	240,686	237,554	0	224,963	224,963	224,963
6004602 INSURANCE PREMIUM CHARGEBACK	8,117	10,116	7,587	4,163	4,163	4,163
6004604 DPW SECURITY CHARGEBACKS	4,440	4,440	3,330	3,289	3,289	3,289
6004605 COUNTY ATTORNEY CHARGEBACKS	53,331	53,900	26,163	53,900	53,900	53,900

BROOME COUNTY GOVERNMENT
REVENUE AND APPROPRIATION SUMMARY BY DEPARTMENT

FUND: 2020 SWM Operating
DEPT: 38000000 Solid Waste Management

Account	2016 Actuals	2017 Budget	2017 YTD Actuals As of 11/03/17	2018 Budget Requested	2018 Budget Recommended	2018 Budget Adopted
6004606 TELEPHONE BILLING ACCOUNT	13,707	7,680	9,481	9,164	9,164	9,164
6004609 DATA PROCESSING CHARGEBACKS	47,295	74,126	37,063	44,853	44,853	44,853
6004610 PERSONNEL SERVICES CHARGEBACKS	128,196	129,683	0	64,881	64,881	64,881
6004614 OTHER CHARGEBACK EXPENSES	864	659	579	1,589	1,589	1,589
6004615 GASOLINE CHARGEBACK	389	450	241	563	563	563
6004616 FLEET SERVICE CHARGEBACK	1,938	2,156	2,156	2,250	2,250	2,250
6004617 DUPLICATING/PRINTING CHARGEBAC	598	877	516	687	687	687
6004618 OFFICE SUPPLIES CHARGEBACK	1,294	2,568	854	1,648	1,648	1,648
6004619 BUILDING SERVICE CHARGEBACK	1,691	10,000	74	5,000	5,000	5,000
0000041 Chargeback Expenses Totals	502,546	534,209	88,044	416,950	416,950	416,950
0000042 Depreciation						
6004801 DEPRECIATION - BUILDINGS	17,701	0	0	0	0	0
6004803 DEPRECIATION - IMPROV O/T BLDG	2,562,116	0	0	0	0	0
6004804 DEPRECIATION - MOTOR VEHICLES	265,099	0	8,118	0	0	0
6004805 DEPRECIATION - MACHINERY & EQU	194,127	0	0	0	0	0
0000042 Depreciation Totals	3,039,043	0	8,118	0	0	0
0000060 Principal on Indebtedness						
6006000 PRINCIPAL ON SERIAL BONDS	0	2,142,595	0	1,413,554	1,413,554	1,413,554
6006001 PRINCIPAL ON BANS	0	555,940	0	624,208	624,208	624,208
0000060 Principal on Indebtedness Totals	0	2,698,535	0	2,037,762	2,037,762	2,037,762
0000070 Interest on Indebtedness						
6007000 INTEREST ON SERIAL BONDS	502,315	487,686	380,028	369,295	369,295	369,295
6007001 INTEREST ON BANS	157,556	226,977	77,732	287,631	287,631	287,631
0000070 Interest on Indebtedness Totals	659,871	714,663	457,760	656,926	656,926	656,926
0000080 Employee Benefits						
6008001 STATE RETIREMENT	41,512	196,529	142,968	201,056	201,056	201,056
6008002 SOCIAL SECURITY	85,911	91,719	50,160	96,444	96,444	96,444
6008004 WORKERS COMPENSATION	25,413	25,726	19,295	26,831	26,831	26,831
6008006 LIFE INSURANCE	315	315	234	330	330	330
6008007 HEALTH INSURANCE	233,909	241,964	171,253	246,836	246,836	246,836
6008008 OPEB - HEALTH INSURANCE	192,764	0	0	0	0	0

REPORT:BP032

BROOME COUNTY GOVERNMENT
REVENUE AND APPROPRIATION SUMMARY BY DEPARTMENT

FUND: 2020 SWM Operating

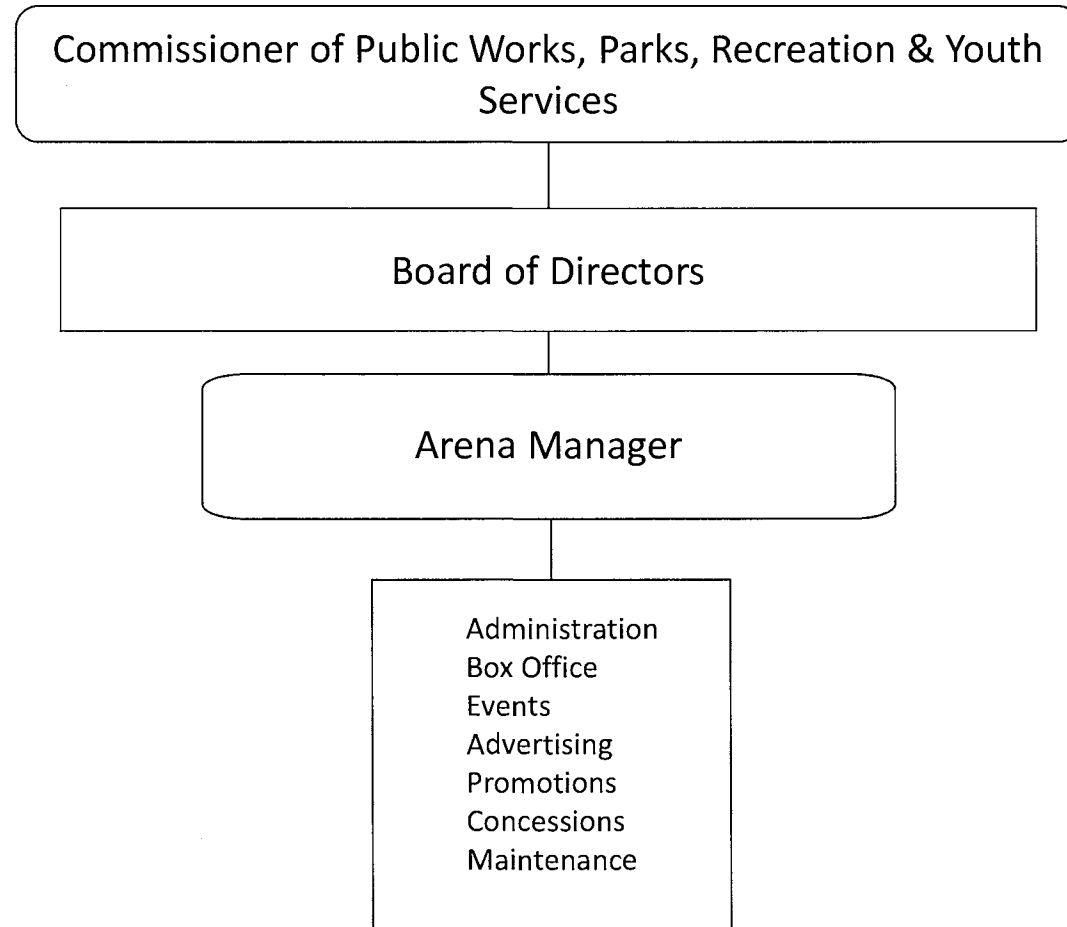
DEPT: 38000000 Solid Waste Management

Account	2016 Actuals	2017 Budget	2017 YTD Actuals As of 11/03/17	2018 Budget Requested	2018 Budget Recommended	2018 Budget Adopted
6008009 RETIREE HEALTH INSURANCE	89,832	73,110	59,714	89,248	89,248	89,248
6008010 DISABILITY INSURANCE	236	261	211	264	264	264
6008015 PENSION EXPENSE	263,413	0	0	0	0	0
0000080 Employee Benefits Totals	933,305	629,624	443,835	661,009	661,009	661,009
Exp Totals for Dept: 38000000	9,715,196	9,232,399	3,893,857	9,157,833	9,157,833	9,157,833
Total for Dept: 38000000	2,754,920	-78,994	4,496,416	35,632	35,632	35,632

Culture and Recreation

<u>Department/Division</u>	<u>Page</u>
Floyd L. Maines Veterans' Memorial Arena	372
Forum Performing Arts Theater	378
En-Joie Golf Course	383
Parks, Recreation & Youth Services	
Administration	389
Recreation	396
Parks	400
County Library	404

Floyd L. Maines Veterans' Memorial Arena



Parks, Recreation & Youth Services

Floyd L. Maines Veterans' Memorial Arena

Mission Statement

To provide diversified entertainment to the community and surrounding areas with the maximum possible safety, efficiency and revenue.

Description

The Floyd L. Maines Veterans' Memorial Arena is accounted for as a special revenue fund.

Located conveniently in downtown Binghamton, home of the AHL Binghamton Devils, and the NYSPHSAA Boys Basketball Championships, the Floyd L. Maines Veterans' Memorial Arena continues to bring quality entertainment to Binghamton, New York. Aside from professional and scholastic sports, the Arena is also host to an array of other events, including concerts, family shows, ice shows, and trade shows. With its versatile seating of 4,910 permanent seats and 2,000 portable seats, the Arena truly is the area's premier multi-purpose venue.

2018 Objectives

- Partner with the American Hockey League Binghamton Devils.
- Contract with a concessionaire to manage concession operation.
- Increase the number of non-hockey events.
- Provide a facility for community and scholastic events.
- Capital improvement requests to reflect our need for additional professional equipment for a more diversified use of the facility.
- Reduce utility costs through mechanical system and control upgrades.

- Bring the facility and staff into compliance with current state and federal code requirements.
- Renew a focus on preventative maintenance and system repairs to reduce system down time and emergency repair costs.
- Upgrade and improve the facility supplementing the capital program with state and federal grants when available.

2018 Budget Highlights

- Increased marketing revenue through membership in the Fair Game Partnership.
- Increased cost of staff due to minimum wage increase.
- Increased county support due to insurance chargebacks and debt service.
- Increased cost to service mechanical systems in order to prevent major failures during events.

39010008

Floyd L. Maines Veterans' Memorial Arena

		As of				
		7/7/2017				
		2016	Current	2018	2018	2018
<u>Title of Position</u>	<u>Grade/Unit</u>	<u>Actuals</u>	<u>Authorized</u>	<u>Requested</u>	<u>Recommended</u>	<u>Adopted</u>
<u>Full-Time Positions</u>						
Arena Manager	E Admin	1	1	1	1	1
Assistant Arena Manager	16 CSEA	1	1	1	1	1
Secretary	13 CSEA	1	1	1	1	1
Box Office Manager	19 BAPA	1	1	1	1	1
Assistant Box Office Manager	11 BAPA	1	1	1	1	1
Total Full-Time Positions		5	5	5	5	5
<u>Part-Time Positions</u>						
Custodial Worker	6 CSEA	2	2	2	2	2
Total Part-Time Positions		2	2	2	2	2
Total Positions		7	7	7	7	7

BROOME COUNTY GOVERNMENT
REVENUE AND APPROPRIATION SUMMARY BY DEPARTMENT

FUND: 3110 Arena Operating
DEPT: 39000000 Arena

Account	2016 Actuals	2017 Budget	2017 YTD Actuals As of 11/03/17	2018 Budget Requested	2018 Budget Recommended	2018 Budget Adopted
0000002 Departmental Income						
5000117 OTHER PUB SAFETY DEPT INCOME	0	0	16,184	0	0	0
5000147 FREIGHT BLDG RENTAL	130	0	0	0	0	0
5000177 RENTALS & FEES	289,521	400,000	170,330	300,000	300,000	300,000
5000178 CONCESSIONS	66,846	93,000	51,764	70,000	70,000	70,000
5000179 CHARGES FOR SERVICES	8,354	15,000	6,050	10,000	10,000	10,000
5000180 CHARGES FOR EVENT STAFF	41,678	45,000	40,086	50,000	50,000	50,000
5000333 OTHER DEPARTMENTAL CHARGEBACK	0	48,887	36,665	40,000	40,000	40,000
5000426 MISCELLANEOUS	115	0	0	0	0	0
0000002 Departmental Income Total	406,644	601,887	321,079	470,000	470,000	470,000
0000003 Use of Money						
5000451 INTEREST AND EARNINGS	2	0	0	0	0	0
5000471 COMMISSIONS	97,596	90,000	65,191	100,000	100,000	100,000
5000472 ADVERTISING	77,500	80,000	1,333	90,000	90,000	90,000
0000003 Use of Money Total	175,098	170,000	66,524	190,000	190,000	190,000
0000007 Misc Interfund Revenues						
5000534 TRANSFER FROM INSURANCE RESERV	22,500	0	0	0	0	0
5000545 CREDIT CARD REBATES	77	0	23	50	50	50
5000562 TRANSFER FROM GENERAL FUND	660,581	700,145	700,145	990,768	956,518	956,518
5000569 TRANSFER - DEBT SERVICE FUND	127,039	119,700	119,693	121,200	121,200	121,200
0000007 Misc Interfund Revenues Total	810,197	819,845	819,861	1,112,018	1,077,768	1,077,768
0000009 Federal Aid						
5000952 ARRA DEBT REIMBURSEMENT	10,580	10,580	5,284	10,569	10,569	10,569
0000009 Federal Aid Total	10,580	10,580	5,284	10,569	10,569	10,569
Rev Totals for Dept: 39000000	1,402,519	1,602,312	1,212,748	1,782,587	1,748,337	1,748,337

0000010 Personnel Service

REPORT:BP032

BROOME COUNTY GOVERNMENT
REVENUE AND APPROPRIATION SUMMARY BY DEPARTMENT

FUND: 3110 Arena Operating
DEPT: 39000000 Arena

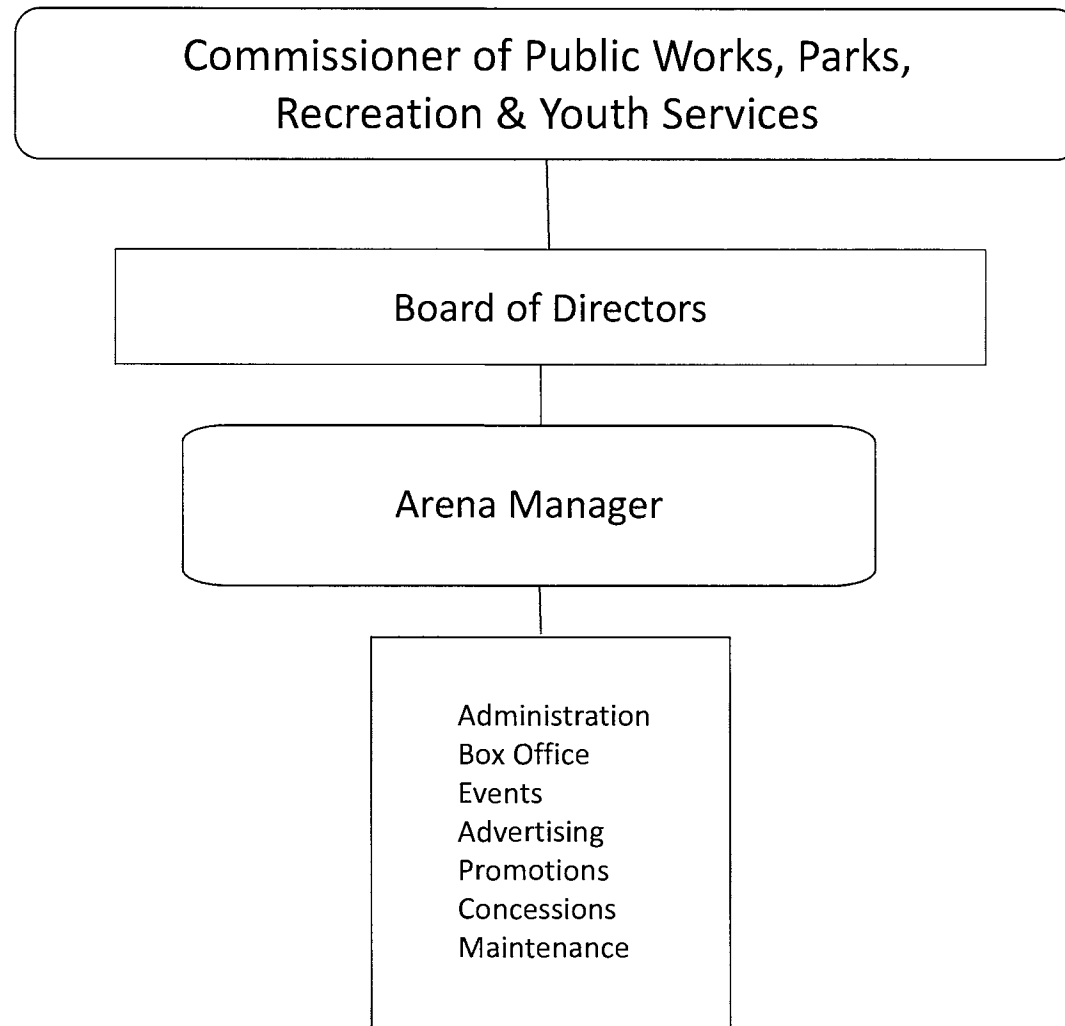
Account	2016 Actuals	2017 Budget	2017 YTD Actuals As of 11/03/17	2018 Budget Requested	2018 Budget Recommended	2018 Budget Adopted
6001000 SALARIES FULL-TIME	269,383	270,732	220,022	274,776	274,776	274,776
6001001 SALARIES PART-TIME	61,896	57,912	49,007	62,365	62,365	62,365
6001002 SALARIES TEMPORARY	149,287	167,640	125,772	180,380	180,380	180,380
6001003 SALARIES OVERTIME	4,393	3,000	1,536	5,000	5,000	5,000
6001004 SALARIES SHIFT DIFFERENTIAL	2,013	2,000	1,688	2,500	2,500	2,500
6001009 OTHER PERSONNEL SERVICES	200	845	200	500	500	500
0000010 Personnel Service Totals	487,172	502,129	398,225	525,521	525,521	525,521
0000040 Contractual Expenditures						
6004010 BOOKS AND SUBSCRIPTIONS	0	500	0	500	500	500
6004012 OFFICE SUPPLIES	806	1,250	1,434	1,000	1,000	1,000
6004021 BLDG MAINTENANCE SUPPLIES	10,629	19,391	7,666	20,000	15,000	15,000
6004022 FUEL AND HEATING SUPPLIES	65,300	80,000	29,766	75,000	65,000	65,000
6004023 BLDG AND GROUNDS SUPPLIES	20,598	24,000	33,604	24,000	21,000	21,000
6004040 MOTOR EQUIPMENT SUPPLIES	0	750	0	750	750	750
6004046 GAS OIL GREASE AND DIESEL FUEL	20	100	0	100	100	100
6004048 MISC OPERATIONAL SUPPLIES	1,367	500	15	1,500	0	0
6004052 UNIFORMS	0	0	2,335	1,000	1,500	1,500
6004054 SAFETY SUPPLIES	33	200	0	250	250	250
6004055 COMPUTER SOFTWARE AND SUPPLIES	359	0	0	0	0	0
6004100 POSTAGE AND FREIGHT	225	200	0	200	200	200
6004105 DUES AND MEMBERSHIPS	2,959	500	3,659	3,000	3,000	3,000
6004112 BLDG GROUNDS AND EQUIP REPAIR	4,039	4,000	3,524	5,000	5,000	5,000
6004113 WATER AND SEWAGE CHARGES	30,492	30,000	20,655	32,000	32,000	32,000
6004114 HEATING AND AIR COND PLANT EXP	12,888	40,000	39,108	55,000	55,000	55,000
6004115 ELECTRIC CURRENT	262,032	400,000	335,789	260,000	260,000	260,000
6004117 BUILDING AND GROUNDS EXPENSES	38,486	35,000	51,962	65,000	50,000	50,000
6004130 MOTOR EQUIP REPAIRS AND MAINT	0	1,000	0	1,000	1,000	1,000
6004131 PHOTOGRAPHIC EXPENSES	-1,200	0	0	0	0	0
6004133 UNIFORM AND CLOTHING ALLOWANCE	747	1,250	854	1,250	1,000	1,000
6004136 OPERATIONAL EQUIPMENT REPAIRS	108	0	0	0	0	0
6004137 ADVERTISING AND PROMOTION EXPE	2,749	2,500	1,688	2,500	2,500	2,500
6004138 OTHER OPERATIONAL EXPENSES	35	0	330	0	0	0
6004160 MILEAGE AND PARKING-LOCAL	477	0	0	500	500	500
6004162 EDUCATION AND TRAINING	725	1,000	240	1,000	1,000	1,000
6004196 COPYING MACHINE RENTALS	305	1,650	1,443	1,650	1,650	1,650
6004203 INSURANCE CLAIMS	22,500	0	0	0	0	0
6004504 OTHER FINANCIAL SERVICES	1,014	928	927	836	836	836
0000040 Contractual Expenditures Totals	477,693	644,719	534,999	553,036	518,786	518,786

BROOME COUNTY GOVERNMENT
 REVENUE AND APPROPRIATION SUMMARY BY DEPARTMENT

FUND: 3110 Arena Operating
 DEPT: 39000000 Arena

Account	2016 Actuals	2017 Budget	2017 YTD Actuals As of 11/03/17	2018 Budget Requested	2018 Budget Recommended	2018 Budget Adopted
0000041 Chargeback Expenses						
6004602 INSURANCE PREMIUM CHARGEBACK	16,737	12,053	9,040	246,119	246,119	246,119
6004615 GASOLINE CHARGEBACK	487	900	356	900	900	900
0000041 Chargeback Expenses Totals	17,224	12,953	9,396	247,019	247,019	247,019
0000060 Principal on Indebtedness						
6006000 PRINCIPAL ON SERIAL BONDS	77,192	92,209	92,209	100,759	100,759	100,759
6006001 PRINCIPAL ON BANS	145,023	98,742	98,742	112,665	112,665	112,665
6006008 PRINCIPAL ON CAPITAL LEASE	172,615	0	0	0	0	0
0000060 Principal on Indebtedness Totals	394,830	190,951	190,951	213,424	213,424	213,424
0000070 Interest on Indebtedness						
6007000 INTEREST ON SERIAL BONDS	50,545	58,586	58,585	50,184	50,184	50,184
6007001 INTEREST ON BANS	32,510	25,456	25,456	31,079	31,079	31,079
6007005 INTEREST ON CAPITAL LEASE	17,525	0	0	0	0	0
0000070 Interest on Indebtedness Totals	100,580	84,042	84,041	81,263	81,263	81,263
0000080 Employee Benefits						
6008001 STATE RETIREMENT	64,334	56,539	46,617	52,956	52,956	52,956
6008002 SOCIAL SECURITY	35,707	38,447	29,477	40,425	40,425	40,425
6008004 WORKERS COMPENSATION	2,679	3,139	2,354	2,877	2,877	2,877
6008006 LIFE INSURANCE	106	105	89	105	105	105
6008007 HEALTH INSURANCE	49,762	48,047	31,012	38,357	38,357	38,357
6008009 RETIREE HEALTH INSURANCE	20,667	21,285	18,266	27,252	27,252	27,252
6008010 DISABILITY INSURANCE	290	348	208	352	352	352
6008013 HEALTH INS - RETIRE INCENTIVE	1,143	0	0	0	0	0
0000080 Employee Benefits Totals	174,688	167,910	128,023	162,324	162,324	162,324
Exp Totals for Dept: 39000000	1,652,187	1,602,704	1,345,635	1,782,587	1,748,337	1,748,337
Total for Dept: 39000000	-249,668	-392	-132,887	0	0	0

Forum Performing Arts Theatre



**Parks, Recreation & Youth Services
Forum Performing Arts Theater**

Mission Statement

To provide diversified arts entertainment to Broome County and surrounding areas as safely, efficiently, and cost effective as possible.

Description

The Historically Registered Forum Theatre is home to the Binghamton Philharmonic, Tri-Cities Opera, Broadway Theatre League, Binghamton Theater Organ Society and various dance groups. Located in historic Downtown Binghamton, this restored vaudeville house provides an intimate setting for these Broome County arts groups as well as other touring concerts and family shows. Built in 1919 with a seating capacity of 1,527, the Forum Theatre remains a central cultural facility for the region.

2018 Objectives

- Maintain a first-class arts theater.
- Market the Forum for various shows and concerts.
- Complete yearly facility inspection.
- Address equipment repairs and replacement as advised by Public Works Buildings and Grounds.
- Identify needed upgrades and improvements to the facility and develop a plan to complete the projects.

2018 Budget Highlights

- Increased marketing revenue through membership in the Fair Game Partnership.
- Required code and security improvements as identified.
- Maintenance and replacement of equipment reaching the end of its useful life.
- Reduction in county support.

42010008

Forum Performing Arts Theatre

<u>Title of Position</u>	<u>Grade/Unit</u>	2016 <u>Actuals</u>	As of 7/7/2017 Current <u>Authorized</u>	2018 <u>Requested</u>	2018 <u>Recommended</u>	2018 <u>Adopted</u>
<u>Full-Time Positions</u>						
Maintenance Worker	7 CSEA	1	1	1	1	1
Total Full-Time Positions		1	1	1	1	1
<u>Part-Time Positions</u>						
None						
Total Part-Time Positions		0	0	0	0	0
Total Positions		1	1	1	1	1

BROOME COUNTY GOVERNMENT
REVENUE AND APPROPRIATION SUMMARY BY DEPARTMENT

FUND: 1010 General Operating
DEPT: 42000000 Forum

Account	2016 Actuals	2017 Budget	2017 YTD Actuals As of 11/03/17	2018 Budget Requested	2018 Budget Recommended	2018 Budget Adopted
0000002 Departmental Income						
5000117 OTHER PUB SAFETY DEPT INCOME	0	0	250	0	0	0
5000177 RENTALS & FEES	40,730	76,000	46,351	62,000	62,000	62,000
5000178 CONCESSIONS	13,206	10,000	9,136	14,000	14,000	14,000
5000179 CHARGES FOR SERVICES	7,224	4,000	7,465	11,000	11,000	11,000
5000180 CHARGES FOR EVENT STAFF	10,629	7,000	13,919	16,000	16,000	16,000
0000002 Departmental Income Total	71,789	97,000	77,121	103,000	103,000	103,000
0000003 Use of Money						
5000471 COMMISSIONS	118	0	123	150	150	150
5000472 ADVERTISING	0	0	0	15,000	15,000	15,000
0000003 Use of Money Total	118	0	123	15,150	15,150	15,150
0000007 Misc Interfund Revenues						
5000561 TRANSFER FROM RESERVE FUND	0	56,287	56,287	49,313	40,813	40,813
0000007 Misc Interfund Revenues Total	0	56,287	56,287	49,313	40,813	40,813
Rev Totals for Dept: 42000000	71,907	153,287	133,531	167,463	158,963	158,963
0000010 Personnel Service						
6001000 SALARIES FULL-TIME	41,892	42,642	34,768	43,421	43,421	43,421
6001003 SALARIES OVERTIME	632	2,000	153	1,000	1,000	1,000
6001009 OTHER PERSONNEL SERVICES	200	200	200	200	200	200
0000010 Personnel Service Totals	42,724	44,842	35,121	44,621	44,621	44,621
0000040 Contractual Expenditures						
6004012 OFFICE SUPPLIES	0	500	577	250	250	250
6004021 BLDG MAINTENANCE SUPPLIES	2,580	4,000	1,570	3,000	3,000	3,000
6004022 FUEL AND HEATING SUPPLIES	29,939	31,000	14,802	32,000	32,000	32,000
6004023 BLDG AND GROUNDS SUPPLIES	3,028	5,000	4,021	4,000	4,000	4,000
6004048 MISC OPERATIONAL SUPPLIES	7	500	0	500	500	500

REPORT:BP032

BROOME COUNTY GOVERNMENT
REVENUE AND APPROPRIATION SUMMARY BY DEPARTMENT

FUND: 1010 General Operating

DEPT: 42000000 Forum

Account	2016 Actuals	2017 Budget	2017 YTD Actuals As of 11/03/17	2018 Budget Requested	2018 Budget Recommended	2018 Budget Adopted
6004051 OPERATIONAL SUPPLIES	6	0	0	0	0	0
6004100 POSTAGE AND FREIGHT	76	0	0	0	0	0
6004112 BLDG GROUNDS AND EQUIP REPAIR	1,380	5,000	3,922	15,000	15,000	15,000
6004113 WATER AND SEWAGE CHARGES	2,094	2,500	1,440	2,500	2,000	2,000
6004114 HEATING AND AIR COND PLANT EXP	4,623	4,000	2,980	5,000	4,500	4,500
6004115 ELECTRIC CURRENT	24,603	31,000	16,845	30,000	25,000	25,000
6004117 BUILDING AND GROUNDS EXPENSES	2,467	5,000	9,771	10,000	7,500	7,500
6004133 UNIFORM AND CLOTHING ALLOWANCE	0	160	0	250	250	250
6004138 OTHER OPERATIONAL EXPENSES	0	500	0	500	500	500
0000040 Contractual Expenditures Totals	70,803	89,160	55,928	103,000	94,500	94,500
0000041 Chargeback Expenses						
6004602 INSURANCE PREMIUM CHARGEBACK	2,130	2,125	1,594	2,257	2,257	2,257
0000041 Chargeback Expenses Totals	2,130	2,125	1,594	2,257	2,257	2,257
0000080 Employee Benefits						
6008001 STATE RETIREMENT	7,924	7,546	6,177	8,007	8,007	8,007
6008002 SOCIAL SECURITY	3,151	3,415	2,594	3,400	3,400	3,400
6008006 LIFE INSURANCE	15	15	13	15	15	15
6008007 HEALTH INSURANCE	6,122	6,097	4,827	6,075	6,075	6,075
6008010 DISABILITY INSURANCE	79	87	70	88	88	88
0000080 Employee Benefits Totals	17,291	17,160	13,681	17,585	17,585	17,585
Exp Totals for Dept: 42000000	132,948	153,287	106,324	167,463	158,963	158,963
Total for Dept: 42000000	-61,041	0	27,207	0	0	0

En-Joie Golf Course



En-Joie Golf Course

Mission Statement

The En-Joie Golf Course provides its members and non-member patrons with a very high quality golfing experience.

Description

En-Joie Golf Club is a championship golf course nestled along the Susquehanna River in Endicott. En-Joie has been the focal point of golf in the Southern Tier and has a storied history within the golf community.

The golf course features over fifty sand bunkers, numerous water hazards, bent grass greens and narrow tree-lined fairways that are sure to challenge any golfer. The facility includes a practice driving range, large putting green, full-service snack bar and grill room, men's and women's locker rooms, and a professionally run golf shop.

En-Joie offers annual membership and is also open to the public. The golf course is open from early-April through late-November based upon weather.

The golf course hosts an annual event on the PGA Tour of Champions, the Dick's Sporting Goods Open, which draws visitors to the area for the week and thousands of viewers from all over the country.

2018 Objectives

- Provide an extremely relaxing and enjoyable environment for the game of golf.
- Promote the game of golf.
- Provide superior customer service to all members and guests.
- Provide innovative and technically sound golf instruction.
- Offer new and appealing merchandise to the public.
- Maintain the best conditioned and manicured championship golf course in the County.
- Host member, charity, corporate, and municipal outings.
- Improve goodwill and faith within the surrounding community.

2018 Budget Highlights

- No tax support.

Public Works, Parks, Recreation & Youth Services 41010008
 En-Joie Golf Course

As of
 7/5/2017

<u>Title of Position</u>	<u>Grade/Unit</u>	2016 <u>Actuals</u>	As of 7/5/2017 <u>Current Authorized</u>	2018 <u>Requested</u>	2018 <u>Recommended</u>	2018 <u>Adopted</u>
<u>Full-Time Positions</u>						
Director of Golf	NA	1	1	1	1	1
Superintendent of Golf	NA	1	1	1	1	1
Assistant Superintendent of Golf	NA	1	1	1	1	1
Total Full-Time Positions		3	3	3	3	3
<u>Part-time Positions</u>						
None						
Total Part-Time Positions		0	0	0	0	0
Total Positions		3	3	3	3	3

REPORT:BP032

BROOME COUNTY GOVERNMENT
REVENUE AND APPROPRIATION SUMMARY BY DEPARTMENT

FUND: 3140 EnJoie Operating

DEPT: 41000000 En Joie Golf Course

Account	2016 Actuals	2017 Budget	2017 YTD Actuals As of 11/03/17	2018 Budget Requested	2018 Budget Recommended	2018 Budget Adopted
0000002 Departmental Income						
5000177 RENTALS & FEES	0	2,000	0	2,000	2,000	2,000
5000234 DRIVING RANGE FEES	30,223	36,000	36,151	36,000	36,000	36,000
5000235 GREENS FEES	432,219	429,000	398,595	437,000	437,000	437,000
5000236 ANNUAL MEMBERSHIP	205,003	195,000	222,540	222,000	222,000	222,000
5000237 GOLF CART RENTALS	164,143	160,000	156,508	165,000	165,000	165,000
5000426 MISCELLANEOUS	4,090	4,000	4,490	4,000	4,000	4,000
5000434 MERCHANDISE SALES	52,521	45,000	58,261	54,000	54,000	54,000
0000002 Departmental Income Total	888,199	871,000	876,545	920,000	920,000	920,000
0000003 Use of Money						
5000465 TOURNAMENT RENTALS	108,775	111,000	0	121,000	121,000	121,000
5000467 RESTAURANT RENTAL	7,675	15,000	7,761	13,000	13,000	13,000
0000003 Use of Money Total	116,450	126,000	7,761	134,000	134,000	134,000
0000007 Misc Interfund Revenues						
5000534 TRANSFER FROM INSURANCE RESERV	32,218	0	0	0	0	0
5000562 TRANSFER FROM GENERAL FUND	32,975	0	0	0	0	0
0000007 Misc Interfund Revenues Total	65,193	0	0	0	0	0
0000009 Federal Aid						
5000952 ARRA DEBT REIMBURSEMENT	951	950	475	949	949	949
5000990 FEMA REVENUE	0	0	52,180	0	0	0
0000009 Federal Aid Total	951	950	52,655	949	949	949
Rev Totals for Dept: 41000000	1,070,793	997,950	936,961	1,054,949	1,054,949	1,054,949
0000010 Personnel Service						
6001000 SALARIES FULL-TIME	153,235	163,195	131,812	163,195	163,195	163,195
6001002 SALARIES TEMPORARY	267,276	280,000	255,487	308,000	308,000	308,000

BROOME COUNTY GOVERNMENT
REVENUE AND APPROPRIATION SUMMARY BY DEPARTMENT

FUND: 3140 EnJoie Operating
DEPT: 41000000 En Joie Golf Course

Account	2016 Actuals	2017 Budget	2017 YTD Actuals As of 11/03/17	2018 Budget Requested	2018 Budget Recommended	2018 Budget Adopted
0000010 Personnel Service Totals	420,511	443,195	387,299	471,195	471,195	471,195
0000040 Contractual Expenditures						
6004012 OFFICE SUPPLIES	183	500	233	500	500	500
6004021 BLDG MAINTENANCE SUPPLIES	4,171	2,500	4,181	4,000	4,000	4,000
6004022 FUEL AND HEATING SUPPLIES	7,043	6,200	4,974	6,500	6,500	6,500
6004023 BLDG AND GROUNDS SUPPLIES	57,312	68,000	54,504	68,000	68,000	68,000
6004040 MOTOR EQUIPMENT SUPPLIES	5,756	11,000	6,752	10,000	10,000	10,000
6004046 GAS OIL GREASE AND DIESEL FUEL	11,535	18,000	12,030	18,000	18,000	18,000
6004047 TIRES AND TUBES	921	1,000	857	1,000	1,000	1,000
6004048 MISC OPERATIONAL SUPPLIES	32,890	15,000	19,019	15,000	15,000	15,000
6004053 RECREATIONAL AND ACTIVITY SUPP	31,556	30,000	41,697	34,000	34,000	34,000
6004054 SAFETY SUPPLIES	0	500	0	500	500	500
6004100 POSTAGE AND FREIGHT	0	50	30	50	50	50
6004101 TELEPHONE	0	50	0	50	50	50
6004105 DUES AND MEMBERSHIPS	4,914	2,700	3,274	2,700	2,700	2,700
6004112 BLDG GROUNDS AND EQUIP REPAIR	2,213	3,000	0	3,000	3,000	3,000
6004113 WATER AND SEWAGE CHARGES	40,151	29,000	16,082	34,000	34,000	34,000
6004115 ELECTRIC CURRENT	38,120	42,000	28,280	39,000	39,000	39,000
6004117 BUILDING AND GROUNDS EXPENSES	20,411	16,000	6,750	15,000	15,000	15,000
6004130 MOTOR EQUIP REPAIRS AND MAINT	570	2,000	0	2,000	2,000	2,000
6004137 ADVERTISING AND PROMOTION EXPE	7,652	12,000	9,259	12,000	12,000	12,000
6004138 OTHER OPERATIONAL EXPENSES	13,455	5,000	5,449	6,000	6,000	6,000
6004190 COUNTY RENTALS-MACHINERY	110,147	110,000	110,147	110,000	110,000	110,000
6004192 SOFTWARE MAINTENANCE	1,400	0	1,400	1,400	1,400	1,400
6004200 PROPERTY LOSS	32,218	0	0	0	0	0
6004504 OTHER FINANCIAL SERVICES	9,471	9,084	9,220	9,576	9,576	9,576
0000040 Contractual Expenditures Totals	432,089	383,584	334,138	392,276	392,276	392,276
0000041 Chargeback Expenses						
6004602 INSURANCE PREMIUM CHARGEBACK	15,525	10,092	7,569	29,102	29,102	29,102
6004609 DATA PROCESSING CHARGEBACKS	8,725	12,270	6,135	11,899	11,899	11,899
6004614 OTHER CHARGEBACK EXPENSES	0	28	0	15	15	15
6004617 DUPLICATING/PRINTING CHARGEBAC	114	65	52	156	156	156
6004618 OFFICE SUPPLIES CHARGEBACK	23	66	0	28	28	28
6004619 BUILDING SERVICE CHARGEBACK	0	5,000	0	5,000	5,000	5,000
6004634 Indirect Costs - Excess of Bud	32,975	0	0	0	0	0
0000041 Chargeback Expenses Totals	57,362	27,521	13,756	46,200	46,200	46,200

REPORT:BP032

BROOME COUNTY GOVERNMENT
REVENUE AND APPROPRIATION SUMMARY BY DEPARTMENT

FUND: 3140 EnJoie Operating

DEPT: 41000000 En Joie Golf Course

Account	2016 Actuals	2017 Budget	2017 YTD Actuals As of 11/03/17	2018 Budget Requested	2018 Budget Recommended	2018 Budget Adopted
0000060 Principal on Indebtedness						
6006000 PRINCIPAL ON SERIAL BONDS	6,935	7,288	7,288	7,663	7,663	7,663
0000060 Principal on Indebtedness Totals	6,935	7,288	7,288	7,663	7,663	7,663
0000070 Interest on Indebtedness						
6007000 INTEREST ON SERIAL BONDS	4,541	4,186	4,185	3,812	3,812	3,812
0000070 Interest on Indebtedness Totals	4,541	4,186	4,185	3,812	3,812	3,812
0000080 Employee Benefits						
6008001 STATE RETIREMENT	24,452	22,327	18,095	22,625	22,625	22,625
6008002 SOCIAL SECURITY	31,513	33,904	28,994	34,000	34,000	34,000
6008004 WORKERS COMPENSATION	2,038	2,293	1,720	2,375	2,375	2,375
6008006 LIFE INSURANCE	11	0	13	15	15	15
6008007 HEALTH INSURANCE	33,626	34,960	27,676	34,833	34,833	34,833
6008011 UNEMPLOYMENT INSURANCE	35,671	30,000	30,637	36,000	36,000	36,000
0000080 Employee Benefits Totals	127,311	123,484	107,135	129,848	129,848	129,848
Exp Totals for Dept: 41000000	1,048,749	989,258	853,801	1,050,994	1,050,994	1,050,994
Total for Dept: 41000000	22,044	8,692	83,160	3,955	3,955	3,955

Parks, Recreation & Youth Services

Commissioner of Public Works, Parks, Recreation & Youth Services

Director of Parks, Recreation & Youth Services

Administration

Administration
Facility Reservations
Watershed Management
Special Events
Policy Procedure
Security
Public Relations
Promotion

Parks

Maintenance
Landscaping
Plant Operations
Special Events
General Operations
Nature Center
Seasonal employees

Recreation

Outdoor Recreation
Aquatics
Boating
Winter and Summer Sports
Food Concession
Campgrounds
Seasonal Employees
Grants
Snowmobile Trail Maintenance
Office of Children and Family Services
Zoo Biological Garden and Aquariums

Youth Bureau

Agency Monitoring and Coordination
Program Assistance
Youth Advocacy
Child and Family Services Plan
Integrated County Planning
Grants
Runaway and Homeless Youth
Youth Development

PARKS, RECREATION & YOUTH SERVICES

Administration

Mission Statement

The Administrative Division of the Parks and Recreation Department provides support services for the entire department and interfaces with the County Executive, Legislature, Law Department, State, Federal agencies and the community.

Description

Article XI provides for a Department of Parks and Recreation. It is a regionally based parks and recreation system serving a population of roughly 195,000 people. This park system consists of: Nathaniel Cole (317 acres) on County Route 63 in the Town of Colesville; Dorchester (1142 acres) in the Town of Triangle; Greenwood (415 acres) on County Route 320 in the Town of Nanticoke; Grippen and Roundtop (46 acres) in the Village of Endicott; Hawkins Pond (307 acres) in the Town of Windsor; and Otsiningo (150 acres) in the Town of Dickinson. This system also includes three beaches, a campground, cross-country skiing, swimming, boating, a BMX track and many other leisure activities. Annually, approximately two million people use this system.

The department is also responsible for Aqua-Terra (466 undeveloped acres) in the Town of Binghamton, the BAGSAI Complex (softball fields) and the Community Garden Plots both in the Town of Dickinson.

The Administrative Division is also responsible for the Broome County Youth Bureau including interaction with numerous community based groups, agencies, municipalities and individuals. The Division works with the Youth Bureau Advisory Board and its various committees to support the youth of Broome County.

2018 Objectives

- Provide quality facilities to the residents of Broome County.
- Maintain adequate level of service to the residents of Broome County.
- Increase funding through application of grants.
- Develop community partnerships through outreach to provide quality programming to Broome County.
- Develop streamlined processes to create more efficiency in the department.
- Develop new revenue streams to offset County support.
- Utilize Adopt-a-Park Volunteers to assist in Parks.
- Develop a master plan for future vision and efficiencies.
- Administer the following grants
 - NYS Snowmobile Trail Maintenance
 - NYS Zoo, Botanical Gardens and Aquariums

2018 Budget Highlights

- Maintain present level of service.
- Implement Online Reservation system process.
- Increase community park use through updated fees.

PARKS, RECREATION & YOUTH SERVICES

Youth Bureau

Mission Statement

The Broome County Youth Bureau's mission is to promote and encourage the development of a comprehensive system of services to youth and their families through planning, funding, coordination, evaluation and advocacy.

Description

The Broome County Youth Bureau was established by a resolution adopted by the Broome County Legislature on July 6, 1971. The Youth Bureau is responsible for distributing Office of Children & Family Services funds to local agencies that provide services for youth in accordance with the Broome County Child & Family Services Plan. Local agencies apply to the County (Youth Bureau) for funds. Applications are evaluated by the Youth Bureau Advisory Board and approved by the County Legislature and County Executive. The Youth Bureau then applies to the NYS Office of Children and Family Services and/or other sources for program funding and enters contracts with the agencies. The Youth Bureau also leads the efforts in planning for services for youth throughout Broome County.

2018 Objectives

- Conduct a comprehensive needs assessment for youth.
- Work with the Department of Social Services to strengthen the continuum of services and activities for children, youth and families identified in our Child and Family Services Plan.

- Lead the effort to define goals, gather data and develop a comprehensive continuum for runaway and homeless youth, including the implementation of a program for runaway/homeless youth under age 21.
- Monitor and evaluate all residential services provided for runaway and homeless youth under age of 21.
- Educate the community regarding youth issues, needs and problems and advocate for the adoption of strong legislation to better serve our youth.
- Act as lead entity in planning efforts for youth in Broome County including the assessment of local youth needs and the development of strategies to address those needs.
- Reevaluate the funding priorities to better match the needs of the youth of Broome County.
- Work with various committees through-out the county to address pressing issues facing youth ie: teen pregnancy, child abuse, and suicide and drug abuse.
- Aid youth serving agencies through training, expert advice and coordination.
- Increase efficiencies using park staff and procedures

2018 Budget Highlights

- Maintain Youth Services Program costs to state aid support level without any funding cost to Broome County.
- Increase support to programs using advisory board and interns are mentors

Public Works, Parks, Recreation & Youth Services 43010008
Administration

		As of 7/5/2017				
<u>Title of Position</u>	<u>Grade/Unit</u>	<u>2016 Actuals</u>	<u>Current Authorized</u>	<u>2018 Requested</u>	<u>2018 Recommended</u>	<u>2018 Adopted</u>
<u>Full-Time Positions</u>						
Director of Parks, Recreation & Youth Services	B Admin	1	1	1	1	1
Secretary	13 CSEA	1	1	1	1	1
Total Full-Time Positions		2	2	2	2	2
<u>Part-Time Positions</u>						
None						
Total Part-Time Positions		0	0	0	0	0
Total Positions		2	2	2	2	2

BROOME COUNTY GOVERNMENT
 REVENUE AND APPROPRIATION SUMMARY
 BY DEPARTMENT AND DIVISION

FUND: 1010 General Operating
 DEPT: 43000000 Parks and Recreation
 DIV: 01 Parks & Rec-Admin

Account	2016 Actuals	2017 Budget	2017 YTD Actuals As of 11/03/17	2018 Budget Requested	2018 Budget Recommended	2018 Budget Adopted
43000000 Parks and Recreation						
0000002 Departmental Income						
5000165 MISCELLANEOUS	8,342	11,000	300	11,000	11,000	11,000
5000196 GROUND RENTALS	16,433	15,500	4,667	15,500	15,500	15,500
0000002 Departmental Income Totals	24,775	26,500	4,967	26,500	26,500	26,500
0000003 Use of Money						
5000451 INTEREST AND EARNINGS	14	0	11	0	0	0
0000003 Use of Money Totals	14	0	11	0	0	0
0000006 Sale of Prop and Comp for Loss						
5000518 SALE OF EQUIPMENT	6,524	8,000	0	0	0	0
0000006 Sale of Prop and Comp for Loss Totals	6,524	8,000	0	0	0	0
0000007 Misc Interfund Revenues						
5000534 TRANSFER FROM INSURANCE RESERV	529	0	505	0	0	0
5000545 CREDIT CARD REBATES	7	0	5	0	0	0
5000546 Trust Account Inflows	82,903	0	0	0	0	0
0000007 Misc Interfund Revenues Totals	83,439	0	510	0	0	0
0000008 State Aid						
5000873 YOUTH BUREAU	30,000	30,000	0	33,907	33,907	33,907
5000875 YOUTH SERVICE PROGRAMS	-20,545	206,755	202,629	223,000	223,000	223,000
0000008 State Aid Totals	9,455	236,755	202,629	256,907	256,907	256,907
Rev Total for Div: 4301	124,207	271,255	208,117	283,407	283,407	283,407
0000010 Personnel Service						
6001000 SALARIES FULL-TIME	127,147	112,778	90,586	113,116	113,116	113,116

REPORT:BP033

BROOME COUNTY GOVERNMENT
REVENUE AND APPROPRIATION SUMMARY
BY DEPARTMENT AND DIVISION

FUND: 1010 General Operating
DEPT: 43000000 Parks and Recreation
DIV: 01 Parks & Rec-Admin

Account	2016 Actuals	2017 Budget	2017 YTD Actuals As of 11/03/17	2018 Budget Requested	2018 Budget Recommended	2018 Budget Adopted
0000010 Personnel Service Totals	127,147	112,778	90,586	113,116	113,116	113,116
0000040 Contractual Expenditures						
6004010 BOOKS AND SUBSCRIPTIONS	0	400	0	400	400	400
6004012 OFFICE SUPPLIES	1,243	2,064	542	2,064	1,500	1,500
6004021 BLDG MAINTENANCE SUPPLIES	188	312	0	0	0	0
6004030 FOOD AND BEVERAGES	0	25	0	25	25	25
6004048 MISC OPERATIONAL SUPPLIES	0	50	1	50	50	50
6004100 POSTAGE AND FREIGHT	0	25	0	25	25	25
6004105 DUES AND MEMBERSHIPS	602	602	300	602	602	602
6004106 GENERAL OFFICE EXPENSES	267	500	267	500	500	500
6004137 ADVERTISING AND PROMOTION EXPE	200	250	200	500	500	500
6004139 Trust Account Outflows	56,978	0	0	0	0	0
6004141 YOUTH SERVICE PROGRAMS	303,379	202,848	-3,184	191,982	191,982	191,982
6004147 OTHER PROGRAM EXPENSE	3,850	4,000	17,535	4,000	4,000	4,000
6004161 TRAVEL HOTEL AND MEALS	0	250	5	250	250	250
6004162 EDUCATION AND TRAINING	0	50	126	50	50	50
6004165 ADVISORY BD/TRUSTEES EXPENSES	90	150	0	150	150	150
6004200 PROPERTY LOSS	125	0	505	0	0	0
6004203 INSURANCE CLAIMS	404	0	0	0	0	0
0000040 Contractual Expenditures Totals	367,326	211,526	16,297	200,598	200,034	200,034
0000041 Chargeback Expenses						
6004602 INSURANCE PREMIUM CHARGEBACK	20,092	15,981	11,986	15,365	15,365	15,365
6004610 PERSONNEL SERVICES CHARGEBACKS	0	3,907	0	3,907	3,907	3,907
0000041 Chargeback Expenses Totals	20,092	19,888	11,986	19,272	19,272	19,272
0000080 Employee Benefits						
6008001 STATE RETIREMENT	18,202	17,975	11,854	15,554	15,554	15,554
6008002 SOCIAL SECURITY	8,951	8,628	6,758	8,653	8,653	8,653
6008004 WORKERS COMPENSATION	70,559	63,189	47,392	49,963	49,963	49,963
6008006 LIFE INSURANCE	30	30	25	30	30	30
6008007 HEALTH INSURANCE	31,688	32,923	8,108	11,651	11,651	11,651
6008009 RETIREE HEALTH INSURANCE	83,331	87,741	63,027	92,472	92,472	92,472
6008010 DISABILITY INSURANCE	79	87	70	88	88	88
6008011 UNEMPLOYMENT INSURANCE	0	0	11,180	0	0	0
6008013 HEALTH INS - RETIRE INCENTIVE	3,292	0	0	0	0	0

REPORT:BP033

BROOME COUNTY GOVERNMENT
REVENUE AND APPROPRIATION SUMMARY
BY DEPARTMENT AND DIVISION

FUND: 1010 General Operating
DEPT: 43000000 Parks and Recreation
DIV: 01 Parks & Rec-Admin

Account	2016 Actuals	2017 Budget	2017 YTD Actuals As of 11/03/17	2018 Budget Requested	2018 Budget Recommended	2018 Budget Adopted
0000080 Employee Benefits Totals	216,132	210,573	148,414	178,411	178,411	178,411
Exp Total for Div: 4301	730,697	554,765	267,283	511,397	510,833	510,833
Total for Div: 43000000	-606,490	-283,510	-59,166	-227,990	-227,426	-227,426

PARKS, RECREATION & YOUTH SERVICES

Recreation

Mission Statement

To provide a safe and varied recreational experience that is family oriented yet can meet the needs of youth, senior citizens, and the disabled on a regional basis.

Description

Article XI provides for a Department of Parks and Recreation. It is a regionally based parks and recreation system serving a population of roughly 185,000 people. This park system consists of: Nathaniel Cole (317 acres) on County Route 63 in the Town of Colesville; Dorchester (1142 acres) in the Town of Triangle; Greenwood (415 acres) on County Route 320 in the Town of Nanticoke; Grippen and Roundtop (46 acres) in the Village of Endicott; Hawkins Pond (307 acres) in the Town of Windsor; and Otsiningo (150 acres) in the Town of Dickinson. This system also includes three beaches, a campground, cross-country skiing, swimming, boating, a BMX track and many other leisure activities. Annually, approximately two million people use this system.

The department is also responsible for Aqua-Terra (466 undeveloped acres) in the Town of Binghamton, the BAGSAI Complex (softball fields) and the Community Garden Plots both in the Town of Dickinson, and the property surrounding the Nature Center at Finch Hollow.

2018 Objectives

- Increase use of Social Media to promote Parks.
- Work with YMCA on aquatics programming and staffing.

- Conduct the following special events
 - Crappie Derby
 - Relay for Life and other fundraising walks and runs
 - Broome Bands Together Concert Series
 - Spiedie Fest and Balloon Rally
 - Broome County Parks Triathlon
 - Movies in the Parks
- Develop partnerships in the community with groups such as: Whitney Point Youth Association, CYO, Harpursville Youth, YMCA, Town of Chenango Parks Department, Otsiningo Farmers Market and Grippen Park BMX.
- Provide access to soccer, volleyball, bocce and softball fields.
- Look to provide education for staff for training within the department to develop added efficiencies.
- Search for new partnerships for additional special events throughout the community
- Develop new marketing avenues and leisure entertainment activities for families.
- Utilize Adopt-a-Park Volunteers to assist in Parks.

2018 Budget Highlights

- Allocate staff for maintenance of the Arena and Forum.
- Develop innovative lifeguard schedule to save costs and relieve labor from boat tenders and attendants.
- Increase 2018 levels of advertising for department.

Public Works, Parks, Recreation & Youth Services 43020008
 Recreation

<u>Title of Position</u>	<u>Grade/Unit</u>	2016 <u>Actuals</u>	As of 7/5/2017 Current <u>Authorized</u>	2018 <u>Requested</u>	2018 <u>Recommended</u>	2018 <u>Adopted</u>
<u>Full-Time Positions</u>						
Recreation & Youth Services Coordinator	15 BAPA	1	1	1	1	1
Assistant Recreation Facility Manager	16 CSEA	0	0	1	0	0
Total Full-Time Positions		1	1	2	1	1
<u>Part-Time Positions</u>						
Total Part-Time Positions		0	0	0	0	0
Total Positions		1	1	2	1	1

REPORT:BP033

BROOME COUNTY GOVERNMENT
REVENUE AND APPROPRIATION SUMMARY
BY DEPARTMENT AND DIVISION

FUND: 1010 General Operating
DEPT: 43000000 Parks and Recreation
DIV: 02 Parks & Rec-Recreation

Account	2016 Actuals	2017 Budget	2017 YTD Actuals As of 11/03/17	2018 Budget Requested	2018 Budget Recommended	2018 Budget Adopted
0000002 Departmental Income						
5000165 MISCELLANEOUS	45,020	4,000	103	4,000	4,000	4,000
5000168 FOOD CONCESSION	33,425	42,000	30,228	42,000	42,000	42,000
5000169 BOAT CONCESSION	50,887	45,000	46,433	45,000	45,000	45,000
5000170 CAMPING	35,774	40,000	35,299	41,000	41,000	41,000
5000171 SHELTER RENTAL	48,455	45,000	45,845	50,000	50,000	50,000
5000172 SKI CONCESSION	0	9,000	2,530	3,000	3,000	3,000
5000196 GROUND RENTALS	6,293	2,000	5,519	5,000	5,000	5,000
5000202 SWIMMING LESSONS	28	50	0	0	0	0
5000207 UNIFORM SALES	20	50	115	50	50	50
0000002 Departmental Income Totals	219,902	187,100	166,072	190,050	190,050	190,050
0000008 State Aid						
5000835 STATE AID	0	35,000	35,000	35,000	35,000	35,000
0000008 State Aid Totals	0	35,000	35,000	35,000	35,000	35,000
Rev Total for Div: 4302	219,902	222,100	201,072	225,050	225,050	225,050
0000010 Personnel Service						
6001000 SALARIES FULL-TIME	55,884	54,884	44,912	96,332	55,948	55,948
6001002 SALARIES TEMPORARY	191,302	242,000	209,665	169,652	169,652	169,652
6001003 SALARIES OVERTIME	12,790	4,000	10,069	10,000	10,000	10,000
6001006 OUT OF TITLE PAY	11	0	0	0	0	0
6001009 OTHER PERSONNEL SERVICES	1,000	1,000	1,150	1,000	1,000	1,000
0000010 Personnel Service Totals	260,987	301,884	265,796	276,984	236,600	236,600
0000040 Contractual Expenditures						
6004021 BLDG MAINTENANCE SUPPLIES	0	845	0	0	0	0
6004022 FUEL AND HEATING SUPPLIES	0	9,854	0	0	0	0
6004023 BLDG AND GROUNDS SUPPLIES	0	1,970	0	0	0	0
6004030 FOOD AND BEVERAGES	16,696	17,048	15,473	17,048	17,048	17,048
6004040 MOTOR EQUIPMENT SUPPLIES	0	2,128	0	0	0	0
6004046 GAS OIL GREASE AND DIESEL FUEL	0	2,004	0	0	0	0

BROOME COUNTY GOVERNMENT
 REVENUE AND APPROPRIATION SUMMARY
 BY DEPARTMENT AND DIVISION

FUND: 1010 General Operating
 DEPT: 43000000 Parks and Recreation
 DIV: 02 Parks & Rec-Recreation

Account	2016 Actuals	2017 Budget	2017 YTD Actuals As of 11/03/17	2018 Budget Requested	2018 Budget Recommended	2018 Budget Adopted
6004047 TIRES AND TUBES	0	888	0	0	0	0
6004048 MISC OPERATIONAL SUPPLIES	3,027	5,556	1,045	5,556	5,556	5,556
6004053 RECREATIONAL AND ACTIVITY SUPP	1,148	4,375	1,671	12,000	7,000	7,000
6004126 RECREATIONAL AND ACTIVITY EXPE	0	500	100	500	500	500
0000040 Contractual Expenditures Totals	20,871	45,168	18,289	35,104	30,104	30,104
0000041 Chargeback Expenses						
6004614 OTHER CHARGEBACK EXPENSES	0	35,000	35,000	35,000	35,000	35,000
0000041 Chargeback Expenses Totals	0	35,000	35,000	35,000	35,000	35,000
0000080 Employee Benefits						
6008001 STATE RETIREMENT	14,612	9,723	11,239	14,411	10,082	10,082
6008002 SOCIAL SECURITY	19,514	21,123	19,951	20,347	17,258	17,258
6008006 LIFE INSURANCE	15	15	13	30	15	15
6008007 HEALTH INSURANCE	17,147	16,461	13,032	25,958	16,402	16,402
6008009 RETIREE HEALTH INSURANCE	0	0	0	17,386	17,386	17,386
0000080 Employee Benefits Totals	51,288	47,322	44,235	78,132	61,143	61,143
Exp Total for Div: 4302	333,146	429,374	363,320	425,220	362,847	362,847
Total for Div: 43000000	-113,244	-207,274	-162,248	-200,170	-137,797	-137,797

PARKS, RECREATION & YOUTH SERVICES

Parks

Mission Statement

To provide the skilled support services that maintain the various buildings and grounds in the Parks & Recreation Department using the most efficient and cost-effective methods available while providing for the safety and health of the patron.

Description

Article XI provides for a Department of Parks and Recreation. It is a regionally based parks and recreation system serving a population of roughly 185,000 people. This park system consists of: Nathaniel Cole (317 acres) on County Route 63 in the Town of Colesville; Dorchester (1142 acres) in the Town of Triangle; Greenwood (415 acres) on County Route 320 in the Town of Nanticoke; Grippen and Roundtop (46 acres) in the Village of Endicott; Hawkins Pond (307 acres) in the Town of Windsor; and Otsiningo (150 acres) in the Town of Dickinson. This system also includes three beaches, a campground, cross-country skiing, swimming, boating, a BMX track and many other leisure activities. Annually, approximately two million people use this system.

The department is also responsible for Aqua-Terra (466 undeveloped acres) in the Town of Binghamton, the BAGSAI Complex (softball fields) and the Community Garden Plots both in the Town of Dickinson.

2018 Objectives

- Raise the visibility of the department through: promotional literature, public service announcements, participation by department personnel in public forums relevant to our mission, outreach to, and cooperation with, current and potential parks user

groups, and whatever other cost-effective means are at our disposal.

- Facilitate maintenance of facilities through regular park inspections and consultation with Risk Manager
- Maintain roadway improvement program
- Develop and implementation of capital projects
- Enhance efficiency and promote cost-savings by forming partnerships with recreation groups, local municipalities and other County departments
- Maintain a comprehensive schedule of special events, ranging from established events such as the Spiedie Fest and Balloon Rally and the Broome County Parks Triathlon.
- Utilize Adopt-a-Park Volunteers to assist in Parks.

2018 Budget Highlights

- Purchase necessary equipment
- Allocate resources for maintenance of the Arena and the Forum
- Capital improvement request for parks construction projects, surface rehabilitation, equipment replacement, repairs and renovations
- Increase in seasonal worker costs due to increase in New York State minimum wage
- Develop efficiency change in seasonal tasks and labor

Public Works, Parks, Recreation & Youth Services 43030008
Parks

As of
7/5/2017

<u>Title of Position</u>	<u>Grade/Unit</u>	<u>2016 Actuals</u>	<u>Current Authorized</u>	<u>2018 Requested</u>	<u>2018 Recommended</u>	<u>2018 Adopted</u>
<u>Full-Time Positions</u>						
Assistant Recreation Facility Manager	16 CSEA	1	1	1	1	1
Park Manager	AFSCME	2	2	2	2	2
Assistant Park Manager	AFSCME	3	3	3	3	3
Park Equipment Maintenance Mechanic	AFSCME	1	1	1	1	1
Park Technician	AFSCME	5	5	5	5	5
Senior Park Technician	AFSCME	3	3	3	3	3
Total Full-Time Positions		15	15	15	15	15
<u>Part-Time Positions</u>						
None						
Total Part-Time Positions		0	0	0	0	0
Total Positions		15	15	15	15	15

REPORT:BP033

BROOME COUNTY GOVERNMENT
REVENUE AND APPROPRIATION SUMMARY
BY DEPARTMENT AND DIVISION

FUND: 1010 General Operating
DEPT: 43000000 Parks and Recreation
DIV: 03 Parks & Rec-Parks

Account	2016 Actuals	2017 Budget	2017 YTD Actuals As of 11/03/17	2018 Budget Requested	2018 Budget Recommended	2018 Budget Adopted
0000010 Personnel Service						
6001000 SALARIES FULL-TIME	743,663	744,365	609,366	752,523	752,523	752,523
6001002 SALARIES TEMPORARY	75,374	92,276	89,482	90,000	90,000	90,000
6001003 SALARIES OVERTIME	25,698	13,000	31,307	19,161	19,161	19,161
6001004 SALARIES SHIFT DIFFERENTIAL	1,988	2,000	1,410	2,184	2,184	2,184
6001009 OTHER PERSONNEL SERVICES	5,970	7,000	3,325	7,000	7,000	7,000
0000010 Personnel Service Totals	852,693	858,641	734,890	870,868	870,868	870,868
0000040 Contractual Expenditures						
6004021 BLDG MAINTENANCE SUPPLIES	21,456	30,000	10,854	33,245	33,245	33,245
6004022 FUEL AND HEATING SUPPLIES	11,194	22,000	3,978	26,174	26,174	26,174
6004023 BLDG AND GROUNDS SUPPLIES	26,802	32,000	25,951	26,607	26,607	26,607
6004040 MOTOR EQUIPMENT SUPPLIES	18,204	30,000	10,283	23,128	23,128	23,128
6004046 GAS OIL GREASE AND DIESEL FUEL	10,068	20,000	11,021	17,864	17,864	17,864
6004047 TIRES AND TUBES	2,899	8,000	3,502	8,888	8,888	8,888
6004048 MISC OPERATIONAL SUPPLIES	4,421	5,000	3,185	5,100	5,100	5,100
6004053 RECREATIONAL AND ACTIVITY SUPP	296	1,000	8	3,018	3,018	3,018
6004106 GENERAL OFFICE EXPENSES	0	100	0	100	100	100
6004112 BLDG GROUNDS AND EQUIP REPAIR	0	850	0	500	500	500
6004113 WATER AND SEWAGE CHARGES	5,987	8,500	21,078	8,500	8,500	8,500
6004115 ELECTRIC CURRENT	31,534	30,000	23,597	30,000	30,000	30,000
6004117 BUILDING AND GROUNDS EXPENSES	21,929	23,000	19,228	17,500	17,500	17,500
6004130 MOTOR EQUIP REPAIRS AND MAINT	0	1,000	0	1,000	1,000	1,000
6004133 UNIFORM AND CLOTHING ALLOWANCE	3,994	3,400	2,460	4,040	4,040	4,040
6004138 OTHER OPERATIONAL EXPENSES	2,577	1,500	900	2,500	2,500	2,500
6004162 EDUCATION AND TRAINING	350	3,500	0	752	752	752
0000040 Contractual Expenditures Totals	161,711	219,850	136,045	208,916	208,916	208,916
0000041 Chargeback Expenses						
6004614 OTHER CHARGEBACK EXPENSES	7,238	7,000	5,425	7,300	7,300	7,300
6004615 GASOLINE CHARGEBACK	11,295	19,350	10,839	18,900	18,900	18,900
6004616 FLEET SERVICE CHARGEBACK	0	0	0	2,250	2,250	2,250
0000041 Chargeback Expenses Totals	18,533	26,350	16,264	28,450	28,450	28,450
0000080 Employee Benefits						

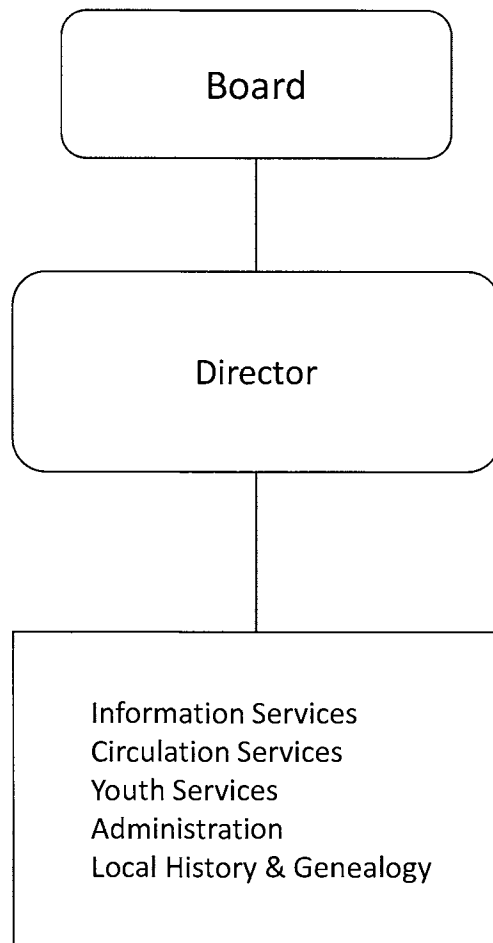
REPORT:BP033

BROOME COUNTY GOVERNMENT
REVENUE AND APPROPRIATION SUMMARY
BY DEPARTMENT AND DIVISION

FUND: 1010 General Operating
DEPT: 43000000 Parks and Recreation
DIV: 03 Parks & Rec-Parks

Account	2016 Actuals	2017 Budget	2017 YTD Actuals As of 11/03/17	2018 Budget Requested	2018 Budget Recommended	2018 Budget Adopted
6008001 STATE RETIREMENT	141,676	133,067	107,224	125,941	125,941	125,941
6008002 SOCIAL SECURITY	61,036	65,629	53,030	62,406	62,406	62,406
6008006 LIFE INSURANCE	225	225	183	225	225	225
6008007 HEALTH INSURANCE	190,905	192,070	138,234	167,510	167,510	167,510
6008009 RETIREE HEALTH INSURANCE	218,690	215,434	146,565	243,818	243,818	243,818
6008010 DISABILITY INSURANCE	80	87	70	88	88	88
0000080 Employee Benefits Totals	612,612	606,512	445,306	599,988	599,988	599,988
Exp Total for Div: 4303	1,645,549	1,711,353	1,332,505	1,708,222	1,708,222	1,708,222
Total for Div: 43000000	-1,645,549	-1,711,353	-1,332,505	-1,708,222	-1,708,222	-1,708,222
Total for Dept: 43000000	-2,365,283	-2,202,137	-1,553,919	-2,136,382	-2,073,445	-2,073,445

Library



County Library

Mission Statement

To provide materials and services to ensure community residents meet their personal, educational, professional and recreational information needs.

Description

The Library provides information for economic development within the community. Materials in various formats are provided to assist individuals and businesses in effectively responding to the changing marketplace. Special attention is devoted to currency of small business materials.

The Library serves as the gateway to reading and early literacy for children and young adults. Consideration is given to stimulating interest and appreciation of reading through programming and collection development.

The Library is the source of free recreational reading and life long learning for community residents. Emphasis is placed on providing a broad range of current fiction, non-fiction, and informational support in a variety of formats for all ages and reading levels. Programming classes and collection development tools are employed to meet the needs of this diverse community.

The Library houses a unique group of local history and genealogy materials, joining collections of the Library, Broome County Historical Society, Broome County Historian and City of Binghamton Historian. This allows researchers access to a wide range of materials on the history of the local Broome County area and family histories.

The Library is comprised of two defined service areas. As part of county government, the Library serves the citizens residing within the political jurisdiction of Broome County. According to the 2010 federal census, this encompasses a geographical area of 707 square miles and a population of 200,600 from ages newborn to over 100. In addition, since Broome County also serves as the Central Library for the Four County Library System, its service area effectively includes the residents of Chenango, Delaware and Otsego Counties, an additional 3,343 square miles and 161,132 residents.

To meet the needs of this diverse patron base, the Library features the following service areas.

Information Services

- Broad based one-on-one or group research assistance
- Accommodation of all ages and reading levels
- Extensive research collection
- Electronic online resources
- Business files/research tools
- Approachable and knowledgeable staff
- Clear signage
- Adequate phone lines
- Accessible shelving
- Adequate casual seating
- Adequate bandwidth and Wi-Fi capability
- Classes and workshops for adults covering a variety of interests, including basic computer classes

Youth Services

- Variety of materials and formats
- Multiple copies of popular titles
- Youth-friendly staff
- Easy accessibility
- Ample and inviting space
- Variety of early literacy classes and programs for ages 0-14
- Summer reading series to enhance school instruction throughout the year

Popular Materials

- Current and popular materials in a variety of formats
- Sufficient multiple copies to meet demand
- Monthly Community Book Club featuring library materials
- Reader's advisory service
- Browsing encouraged
- Attractive monthly displays of materials

Local History and Genealogy Center

- Cooperative materials collection
- Extensive primary source documents, photographic, digital and archival materials
- Regional focus for genealogical and migration materials
- Educational programs for local groups and schools
- Periodical collection dealing with genealogy and history
- Digitization projects for rare and archival materials
- Indexing and abstracting of original materials for database
- Microfilm copies of newspapers and census documents

2018 Objectives

- Provide valuable research assistance, encourage reading in the community, materials searching support and youth literacy services to Broome County and the Four County Region.
- Provide quality services to the 41 libraries in the Four County Library System as well as the Central Library.
- Educate the public in the variety of electronic resources available in the Library.
- Update Library collection for currency and relevancy.
- Maximize use of the Ahearn Business Resource Center.
- Collaborate with SUNY Broome on holding classes in the library.
- Automate the local history index to an online database and add to Library database and website.
- Create the platform for a digitization project for the 170,000-obituary file collection.
- Provide workshops and educational programs for school service groups, and summer reading programs for children.

2018 Budget Highlights

- Staffing levels remain at 2017 levels.
- Continued resource sharing with the 41 libraries in the Four County Library System.
- Expansion of electronic resource materials.
- Maintained costs at 2017 levels.

County Library 40000008

<u>Title of Position</u>	<u>Grade/Unit</u>	<u>2016 Actuals</u>	<u>As of 7/5/2017 Current Authorized</u>	<u>2018 Requested</u>	<u>2018 Recommended</u>	<u>2018 Adopted</u>
<u>Full-Time Positions</u>						
Library Director III	F Admin	1	1	1	1	1
Librarian III	20 CSEA	1	1	1	1	1
Librarian II	18 CSEA	2	2	2	2	2
Librarian I	16 CSEA	2	2	2	2	2
Library Assistant	13 CSEA	1	1	1	1	1
Principal Library Clerk	12 CSEA	1	1	1	1	1
Senior Library Clerk	8 CSEA	2	2	2	2	2
Library Clerk	6 CSEA	3	3	3	3	3
Page	5 CSEA	1	1	1	1	1
Total Full-Time Positions		14	14	14	14	14
<u>Part-Time Positions</u>						
Senior Account Clerk	9 CSEA	1	0	0	0	0
Custodial Worker	6 CSEA	3	3	3	3	3
Library Clerk	6 CSEA	5	5	5	5	5
County Historian	NA	1	1	1	1	1
Deputy County Historian*	NA	1	1	1	1	1
Total Part-Time Positions		11	10	10	10	10
Total Positions		25	24	24	24	24

*One position unfunded since 2015

REPORT:BP032

BROOME COUNTY GOVERNMENT
REVENUE AND APPROPRIATION SUMMARY BY DEPARTMENT

FUND: 3150 Library Operating
DEPT: 40000000 County Library

Account	2016 Actuals	2017 Budget	2017 YTD Actuals As of 11/03/17	2018 Budget Requested	2018 Budget Recommended	2018 Budget Adopted
0000002 Departmental Income						
5000100 LIBRARY COPY FEES	8,224	8,000	7,618	8,000	8,000	8,000
5000102 COMMISSIONER OF FINANCE	159	0	0	0	0	0
5000177 RENTALS & FEES	13,948	10,000	10,313	10,000	12,000	12,000
5000189 OTHER LOCAL GOVERNMENTS	698,320	705,303	705,303	717,998	717,998	717,998
5000312 RENTAL CHARGEBACKS	15,000	15,000	15,000	15,000	15,000	15,000
5000426 MISCELLANEOUS	35,311	41,000	28,917	40,000	40,000	40,000
0000002 Departmental Income Total	770,962	779,303	767,151	790,998	792,998	792,998
0000003 Use of Money						
5000451 INTEREST AND EARNINGS	458	200	346	700	700	700
5000470 VENDING MACHINE	389	500	360	500	500	500
5000471 COMMISSIONS	1,070	500	959	500	500	500
0000003 Use of Money Total	1,917	1,200	1,665	1,700	1,700	1,700
0000007 Misc Interfund Revenues						
5000531 GIFTS AND DONATIONS	1,483	500	601	500	500	500
5000545 CREDIT CARD REBATES	113	0	61	0	0	0
5000546 Trust Account Inflows	7,875	0	0	0	0	0
5000562 TRANSFER FROM GENERAL FUND	1,032,041	1,153,561	1,153,561	1,124,397	1,102,397	1,132,780
0000007 Misc Interfund Revenues Total	1,041,512	1,154,061	1,154,223	1,124,897	1,102,897	1,133,280
0000008 State Aid						
5000808 OTHER STATE AID	86,641	40,000	61,782	40,000	40,000	40,000
0000008 State Aid Total	86,641	40,000	61,782	40,000	40,000	40,000
0000009 Federal Aid						
5000952 ARRA DEBT REIMBURSEMENT	654	654	327	653	653	653
0000009 Federal Aid Total	654	654	327	653	653	653
Rev Totals for Dept: 40000000	1,901,686	1,975,218	1,985,148	1,958,248	1,938,248	1,968,631

BROOME COUNTY GOVERNMENT
 REVENUE AND APPROPRIATION SUMMARY BY DEPARTMENT

FUND: 3150 Library Operating
 DEPT: 40000000 County Library

Account	2016 Actuals	2017 Budget	2017 YTD Actuals As of 11/03/17	2018 Budget Requested	2018 Budget Recommended	2018 Budget Adopted
0000010 Personnel Service						
6001000 SALARIES FULL-TIME	600,963	611,382	494,425	623,937	623,937	623,937
6001001 SALARIES PART-TIME	58,800	59,633	46,361	67,346	67,346	72,346
0000010 Personnel Service Totals	659,763	671,015	540,786	691,283	691,283	696,283
0000040 Contractual Expenditures						
6004010 BOOKS AND SUBSCRIPTIONS	0	0	5,131	0	0	0
6004012 OFFICE SUPPLIES	5,756	12,500	8,651	12,500	10,000	10,000
6004021 BLDG MAINTENANCE SUPPLIES	182	1,800	147	1,800	800	800
6004022 FUEL AND HEATING SUPPLIES	24,922	16,000	15,940	25,000	25,000	25,000
6004023 BLDG AND GROUNDS SUPPLIES	1,929	7,416	3,684	7,000	4,000	4,000
6004048 MISC OPERATIONAL SUPPLIES	0	0	1,508	0	0	0
6004055 COMPUTER SOFTWARE AND SUPPLIES	57,172	59,000	58,327	60,641	60,641	60,641
6004056 COMPUTER EQUIPMENT (NON CAPITAL	5,131	0	330	3,000	1,500	1,500
6004070 BOOKS ADULT SERVICES	82,666	66,094	37,922	65,274	65,274	65,274
6004071 JUVENILE BOOKS	19,692	56,569	26,671	47,263	47,263	47,263
6004073 SUBSCRIPTIONS	598	5,000	2,517	6,500	5,000	5,000
6004074 AUDIOVISUAL MATERIALS	19,632	34,000	23,294	30,000	25,000	25,000
6004075 ELECTRONIC ACCESS MATERIALS	15,741	25,040	11,415	15,040	15,040	15,040
6004100 POSTAGE AND FREIGHT	183	500	57	300	300	300
6004105 DUES AND MEMBERSHIPS	1,221	1,268	765	1,268	1,268	1,268
6004106 GENERAL OFFICE EXPENSES	5,290	5,535	5,290	5,235	5,235	5,235
6004112 BLDG GROUNDS AND EQUIP REPAIR	937	2,000	235	2,000	1,500	1,500
6004113 WATER AND SEWAGE CHARGES	2,474	2,500	1,737	2,600	2,600	2,600
6004115 ELECTRIC CURRENT	58,846	50,750	43,283	60,000	59,000	59,000
6004117 BUILDING AND GROUNDS EXPENSES	24,018	28,500	14,588	28,750	24,750	24,750
6004137 ADVERTISING AND PROMOTION EXPE	75	0	0	0	0	0
6004138 OTHER OPERATIONAL EXPENSES	0	0	0	0	0	25,000
6004162 EDUCATION AND TRAINING	10	0	0	0	0	0
6004165 ADVISORY BD/TRUSTEES EXPENSES	225	0	0	0	0	0
6004196 COPYING MACHINE RENTALS	2,760	3,646	2,849	3,646	3,646	3,646
6004504 OTHER FINANCIAL SERVICES	63	58	57	52	52	52
6004573 OTHER FEES FOR SERVICES	10,520	10,770	6,884	10,770	10,770	10,770
0000040 Contractual Expenditures Totals	340,043	388,946	271,282	388,639	368,639	393,639

REPORT:BP032

BROOME COUNTY GOVERNMENT
REVENUE AND APPROPRIATION SUMMARY BY DEPARTMENT

FUND: 3150 Library Operating
DEPT: 40000000 County Library

Account	2016 Actuals	2017 Budget	2017 YTD Actuals As of 11/03/17	2018 Budget Requested	2018 Budget Recommended	2018 Budget Adopted
0000041 Chargeback Expenses						
6004602 INSURANCE PREMIUM CHARGEBACK	6,165	6,240	4,680	6,178	6,178	6,178
6004604 DPW SECURITY CHARGEBACKS	101,000	100,541	75,406	101,109	101,109	101,109
6004606 TELEPHONE BILLING ACCOUNT	6,132	4,508	6,218	4,553	4,553	4,553
6004609 DATA PROCESSING CHARGEBACKS	76,685	114,698	57,349	103,993	103,993	103,993
6004614 OTHER CHARGEBACK EXPENSES	46	55	0	37	37	37
6004617 DUPLICATING/PRINTING CHARGEBAC	404	2,194	354	432	432	432
6004618 OFFICE SUPPLIES CHARGEBACK	1,979	3,435	1,399	2,434	2,434	2,434
6004619 BUILDING SERVICE CHARGEBACK	9,870	30,620	23,262	36,637	36,637	36,637
6004634 Indirect Costs - Excess of Bud	228,480	0	0	0	0	0
0000041 Chargeback Expenses Totals	430,761	262,291	168,668	255,373	255,373	255,373
0000060 Principal on Indebtedness						
6006000 PRINCIPAL ON SERIAL BONDS	8,546	8,940	8,940	5,275	5,275	5,275
0000060 Principal on Indebtedness Totals	8,546	8,940	8,940	5,275	5,275	5,275
0000070 Interest on Indebtedness						
6007000 INTEREST ON SERIAL BONDS	3,339	2,960	2,960	2,624	2,624	2,624
0000070 Interest on Indebtedness Totals	3,339	2,960	2,960	2,624	2,624	2,624
0000080 Employee Benefits						
6008001 STATE RETIREMENT	108,160	101,839	82,042	104,939	104,939	104,939
6008002 SOCIAL SECURITY	48,150	51,333	39,456	52,883	52,883	53,266
6008004 WORKERS COMPENSATION	5,482	5,280	3,960	4,476	4,476	4,476
6008006 LIFE INSURANCE	205	210	174	210	210	210
6008007 HEALTH INSURANCE	123,782	142,982	92,748	117,724	117,724	117,724
6008009 RETIREE HEALTH INSURANCE	324,536	330,578	221,758	331,322	331,322	331,322
6008011 UNEMPLOYMENT INSURANCE	0	4,260	0	0	0	0
6008012 EMPLOYEE TUITION REIMBURSEMENT	705	5,000	0	3,500	3,500	3,500
6008013 HEALTH INS - RETIRE INCENTIVE	8,101	0	0	0	0	0
0000080 Employee Benefits Totals	619,121	641,482	440,138	615,054	615,054	615,437
Exp Totals for Dept: 40000000	2,061,573	1,975,634	1,432,774	1,958,248	1,938,248	1,968,631

REPORT:BP032

BROOME COUNTY GOVERNMENT
REVENUE AND APPROPRIATION SUMMARY BY DEPARTMENT

FUND: 3150 Library Operating
DEPT: 40000000 County Library

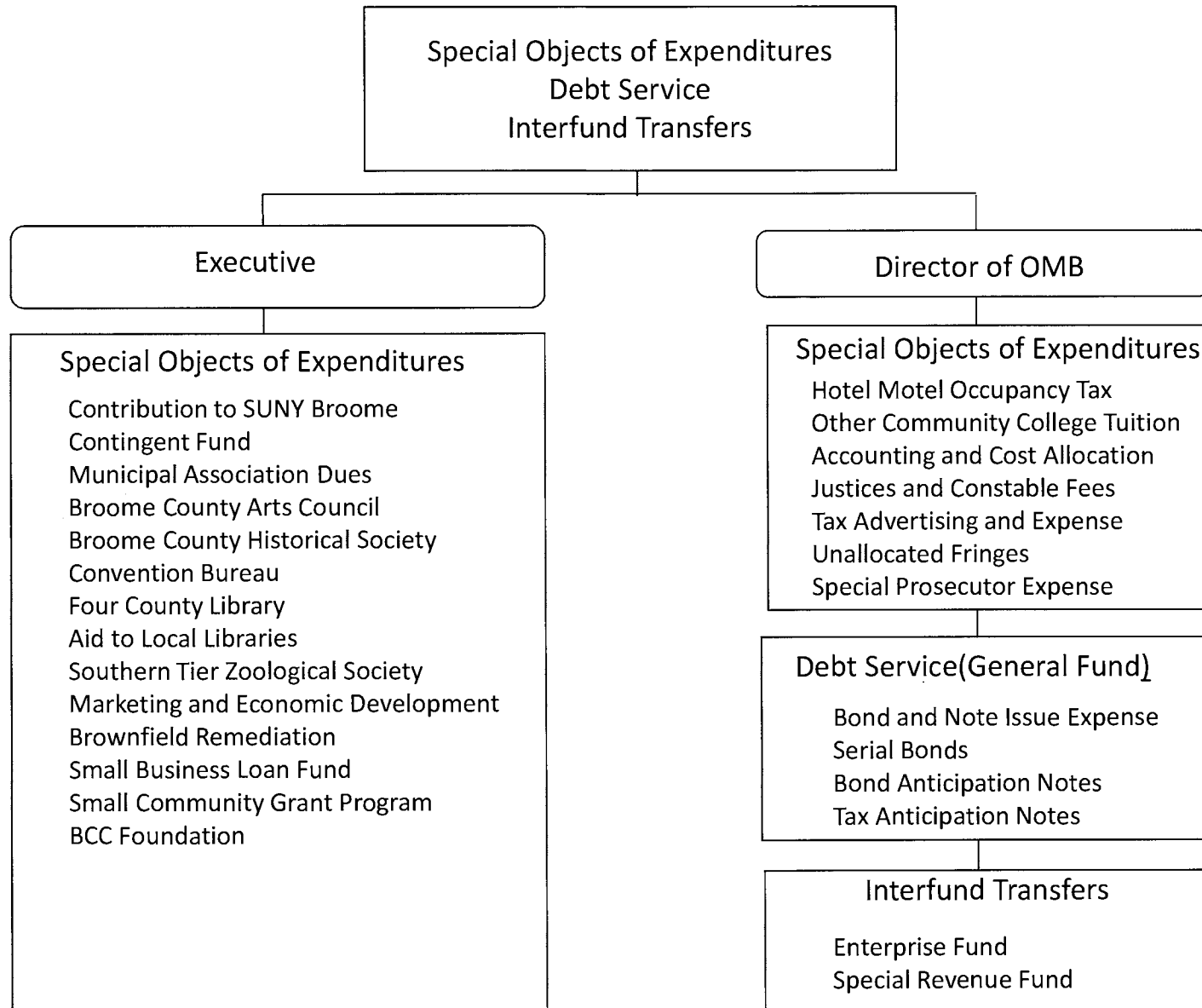
Account	2016 Actuals	2017 Budget	2017 YTD Actuals As of 11/03/17	2018 Budget Requested	2018 Budget Recommended	2018 Budget Adopted
Total for Dept: 40000000	-159,887	-416	552,374	0	0	0

This page is intentionally left blank

Unallocated Items

<u>Department/Division</u>	<u>Page</u>
Special Objects of Expense	414
Debt Service	419
Interfund Transfers	422

Unallocated Items



Special Objects of Expenditures

Special Objects are general estimated revenue and appropriation items not presented in a specific department. The components are special objects of expenditure, debt service and inter-fund transfers.

Estimated Revenue

Hotel/Motel Occupancy Tax (5000011) records the estimated revenue to be received from the 3% occupancy tax on room rentals.

Occupancy Tax Economic Development (5000012) records the estimated revenue to be received from the 2% occupancy tax on room rentals.

Charges for Tax Advertising (5000103) are fees assessed on properties which are published as delinquent.

Appropriations

Discretionary Salary Savings (6001011) offsets salary appropriations in operating departments by an amount typically unexpended due to attrition.

Other Community College Tuition (6004182) is the cost of county residents attending other New York State Community colleges.

Contribution to Broome Community College (SUNY Broome) (6004183) is the county share of college operating costs. This is a transfer of resources to balance the Community College budget. The County Legislature adopts the college budget in June specifying the county's local sponsor share.

Accounting and Cost Allocation Services (6004500) are the unallocated costs associated with the annual cost allocation plan.

Justices and Constable Fees (6004535) are costs incurred by town courts operating outside of normal County Court hours. This account is administered by the Law Department.

The Contingent Fund (6004581) account is defined in Article VI, Section 604, B, (2) of the Broome County Charter and Section 609 of the Administrative Code. It is a provision for expected expenditures which may arise during the year.

Tax Advertising and Expense (6004585) is the cost of publishing tax delinquency.

Municipal Association Dues (6004586) are for membership in the New York State Association of Counties and New York State County Executive Association.

The Broome County Arts Council (6005000) is a private non-profit service organization funded by local contributors. It awards 90% of its funding to local arts and cultural institutions, organizations and individual artists in Broome County. Other services include public advocacy for the arts, grants seminars, board trainings, arts promotion for economic development, educations and community building, public clearinghouse for events, grant and artist opportunities and referrals. This appropriation is funded by the county occupancy tax.

The Broome County Historical Society (6005015) promotes research of local history and genealogy through publications, exhibitions and educational programs. This appropriation is funded by the county occupancy tax.

The Convention Bureau (6005022) is part of the Broome County Chamber of Commerce. It attracts meetings, conferences, trade shows and visitors to Broome County. This appropriation is funded by the county occupancy tax.

The Four County Library System (6005023) provides bookmobile service to thirteen communities, nursing homes and correctional facilities. It also provides delivery service to public libraries in the service area, allowing enhanced and efficient service. This appropriation is funded by the county occupancy tax.

The Aid to Local Libraries (6005024) appropriation funds non-resident expense of local libraries. This appropriation is funded by the county occupancy tax.

The Southern Tier Zoological Society, Inc. (Ross Park Zoo) (6005025) provides a wide variety of exhibits, an outreach program via a Zoo-mobile, guided and non-guided tours, educational programs, picnic facilities, a free carousel and special events. Opened in 1875, it is the nation's fifth oldest zoo. This appropriation is funded by the county occupancy tax.

Marketing/Economic Development (6005026) appropriations provide funding for various economic initiatives.

Brownfield Remediation (6005035) provides funding for clean-up of contaminated properties.

Small Business Loan Fund (6005040) facilitates economic development through a revolving loan fund administered by the IDA.

Small Community Grant Program (6005041) facilitates economic development growth outside Community Development Block Grant fund eligible areas.

Unallocated Employee Benefits includes certain retiree health insurance (6008009) and unemployment costs (6008011).

REPORT:BP032

BROOME COUNTY GOVERNMENT
REVENUE AND APPROPRIATION SUMMARY BY DEPARTMENT

FUND: 1010 General Operating
DEPT: 90000000 Special Objects

Account	2016 Actuals	2017 Budget	2017 YTD Actuals As of 11/03/17	2018 Budget Requested	2018 Budget Recommended	2018 Budget Adopted
0000001 Tax Items						
5000011 HOTEL/MOTEL OCCUPANCY TAX	1,060,807	1,110,000	875,502	1,110,000	1,110,000	1,110,000
5000012 OCC TAX ECO DEV	707,205	740,000	583,668	740,000	740,000	740,000
0000001 Tax Items Total	1,768,012	1,850,000	1,459,170	1,850,000	1,850,000	1,850,000
0000002 Departmental Income						
5000103 CHGS FOR TAX ADV/REDEMPTION EX	13,081	14,000	13,038	13,000	13,000	13,000
0000002 Departmental Income Total	13,081	14,000	13,038	13,000	13,000	13,000
0000007 Misc Interfund Revenues						
5000561 TRANSFER FROM RESERVE FUND	0	0	-109,870	450,000	450,000	450,000
0000007 Misc Interfund Revenues Total	0	0	-109,870	450,000	450,000	450,000
Rev Totals for Dept: 90000000	1,781,093	1,864,000	1,362,338	2,313,000	2,313,000	2,313,000
0000010 Personnel Service						
6001011 DISCRETIONARY SALARY SAVINGS	0	-2,896,754	0	-2,896,754	-2,896,754	-2,896,754
0000010 Personnel Service Totals	0	-2,896,754	0	-2,896,754	-2,896,754	-2,896,754
0000040 Contractual Expenditures						
6004137 ADVERTISING AND PROMOTION EXPE	-140	10,000	10,437	0	0	0
6004147 OTHER PROGRAM EXPENSE	0	0	0	40,813	40,813	40,813
6004182 OTHER COMM COLLEGES TUITION	794,170	850,000	665,361	850,000	850,000	850,000
6004183 CONTRIBUTION TO BROOME COMM CO	7,118,352	7,189,536	7,189,536	7,261,431	7,261,431	7,261,431
6004500 ACCTG AND COST ALLOCATION SERV	2,900	4,500	2,900	2,900	2,900	2,900
6004535 JUSTICES AND CONSTABLE FEES	8,790	10,000	4,520	10,000	10,000	10,000
6004542 SPECIAL PROSECUTOR EXPENSE	0	0	0	200,000	200,000	200,000
6004581 CONTINGENT FUND	0	100,000	0	100,000	100,000	94,617
6004585 TAX ADVERTISING AND EXPENSE	8,352	0	0	10,000	10,000	10,000
6004586 MUNICIPAL ASSN DUES	25,460	27,000	26,097	27,500	27,500	27,500
6004595 TRANSFER TO RESERVE	0	10,030	0	73,220	73,220	73,220

REPORT:BP032

BROOME COUNTY GOVERNMENT
REVENUE AND APPROPRIATION SUMMARY BY DEPARTMENT

FUND: 1010 General Operating
DEPT: 90000000 Special Objects

Account	2016 Actuals	2017 Budget	2017 YTD Actuals As of 11/03/17	2018 Budget Requested	2018 Budget Recommended	2018 Budget Adopted
6005000 BROOME COUNTY ARTS COUNCIL	78,794	78,794	59,096	78,794	78,794	78,794
6005015 BROOME COUNTY HISTORICAL SOCIE	17,510	17,510	8,755	17,510	17,510	17,510
6005022 CONVENTION BUREAU	208,034	253,148	253,148	253,148	253,148	253,148
6005023 FOUR COUNTY LIBRARY SYSTEM	17,510	10,000	10,000	10,000	10,000	10,000
6005024 AID TO LOCAL LIBRARIES	93,307	48,857	36,357	1,141	1,141	1,141
6005025 SO TIER ZOOLOGICAL SOC	258,542	258,542	258,542	258,542	258,542	258,542
6005026 MARKETING/ECONOMIC DEVELOPMENT	319,924	579,517	303,244	520,000	520,000	520,000
6005035 BROWNFIELD REMEDIATION MUNICIP	34,480	220,000	133,632	220,000	220,000	220,000
6005040 SMALL BUSINESS LOAN FUND	0	0	0	300,000	300,000	300,000
6005041 SMALL COMMUNITY GRANT PROGRAM	0	0	0	150,000	150,000	150,000
6005042 BCC FOUNDATION	0	0	0	25,000	25,000	0
0000040 Contractual Expenditures Totals	8,985,985	9,667,434	8,961,625	10,409,999	10,409,999	10,379,616
0000080 Employee Benefits						
6008001 STATE RETIREMENT	0	-776,178	0	-863,142	-863,142	-863,142
6008002 SOCIAL SECURITY	0	0	0	0	0	-169,706
6008009 RETIREE HEALTH INSURANCE	79,379	82,702	62,037	98,794	98,794	98,794
6008011 UNEMPLOYMENT INSURANCE	0	50,000	0	50,000	50,000	50,000
6008013 HEALTH INS - RETIRE INCENTIVE	3,734	0	0	0	0	0
0000080 Employee Benefits Totals	83,113	-643,476	62,037	-714,348	-714,348	-884,054
Exp Totals for Dept: 90000000	9,069,098	6,127,204	9,023,662	6,798,897	6,798,897	6,598,808
Total for Dept: 90000000	-7,288,005	-4,263,204	-7,661,324	-4,485,897	-4,485,897	-4,285,808

Debt Service
(General Fund)

Definition

This unit presents appropriations to allow the payment of principal and interest costs on debt issued to benefit activities accounted for in the General Fund. It includes debt service for Broome Community College. Debt service related to projects undertaken for the New York State Courts System is a county responsibility and included here.

Bond and Note Issue Expense appropriates the costs associated with issuing debt for the entire county. These include bond counsel legal advice, financial advisor services, advertising and printing costs.

Principal and interest amounts for serial bonds, bond anticipation notes, and tax anticipation notes are presented separately.

Other Financial Services are MBBA costs associated with a 2010 borrowing and ARRA Debt Reimbursement is federal aid revenue that is associated with the same issuance.

REPORT:BP032

BROOME COUNTY GOVERNMENT
REVENUE AND APPROPRIATION SUMMARY BY DEPARTMENT

FUND: 1010 General Operating

DEPT: 91000000 Debt Service (General Fund)

Account	2016 Actuals	2017 Budget	2017 YTD Actuals As of 11/03/17	2018 Budget Requested	2018 Budget Recommended	2018 Budget Adopted
0000007 Misc Interfund Revenues						
5000563 TRANSFER FROM CAPITAL FUND	327	0	0	0	0	0
5000569 TRANSFER - DEBT SERVICE FUND	776,412	584,800	612,301	600,300	600,300	600,300
0000007 Misc Interfund Revenues Total	776,739	584,800	612,301	600,300	600,300	600,300
0000009 Federal Aid						
5000952 ARRA DEBT REIMBURSEMENT	136,016	136,015	67,935	135,869	135,869	135,869
0000009 Federal Aid Total	136,016	136,015	67,935	135,869	135,869	135,869
Rev Totals for Dept: 91000000	912,755	720,815	680,236	736,169	736,169	736,169
0000040 Contractual Expenditures						
6004137 ADVERTISING AND PROMOTION EXPE	1,217	0	0	0	0	0
6004502 BOND AND NOTE ISSUE EXPENSE	108,416	120,000	42,117	120,000	120,000	120,000
6004504 OTHER FINANCIAL SERVICES	13,038	11,919	11,919	10,743	10,743	10,743
0000040 Contractual Expenditures Totals	122,671	131,919	54,036	130,743	130,743	130,743
0000060 Principal on Indebtedness						
6006000 PRINCIPAL ON SERIAL BONDS	2,058,275	3,042,029	2,471,675	2,636,132	2,636,132	2,636,132
6006001 PRINCIPAL ON BANS	3,253,449	2,856,704	2,304,310	3,660,481	3,660,481	3,660,481
0000060 Principal on Indebtedness Totals	5,311,724	5,898,733	4,775,985	6,296,613	6,296,613	6,296,613
0000070 Interest on Indebtedness						
6007000 INTEREST ON SERIAL BONDS	638,249	1,073,141	921,378	842,554	842,554	842,554
6007001 INTEREST ON BANS	451,783	464,468	279,504	834,825	834,825	834,825
6007008 INTEREST ON TANS	18,233	50,000	50,000	75,000	75,000	75,000
0000070 Interest on Indebtedness Totals	1,108,265	1,587,609	1,250,882	1,752,379	1,752,379	1,752,379

REPORT:BP032

BROOME COUNTY GOVERNMENT
REVENUE AND APPROPRIATION SUMMARY BY DEPARTMENT

FUND: 1010 General Operating
DEPT: 91000000 Debt Service (General Fund)

Account	2016 Actuals	2017 Budget	2017 YTD Actuals As of 11/03/17	2018 Budget Requested	2018 Budget Recommended	2018 Budget Adopted
Exp Totals for Dept: 91000000	6,542,660	7,618,261	6,080,903	8,179,735	8,179,735	8,179,735
Total for Dept: 91000000	-5,629,905	-6,897,446	-5,400,667	-7,443,566	-7,443,566	-7,443,566

Inter-fund Transfers
(General Fund)

Definition

This unit presents the resources to be transferred from the General Fund to support operations in other funds.

Government operating fund budgets must be balanced, with estimated revenues equal to appropriations. Transfers to make the funds balanced appear as required tax support in the Summary by Fund.

Inter-fund transfers are appropriations in the General Fund and estimated revenues in the funds to which resources are to be transferred. Because of this doubling effect on both appropriations and estimated revenues inter-fund transfers are not included when calculating the total of the county operating budget.

REPORT:BP032

BROOME COUNTY GOVERNMENT
REVENUE AND APPROPRIATION SUMMARY BY DEPARTMENT

FUND: 1010 General Operating
DEPT: 92000000 Interfund Transfers

Account	2016 Actuals	2017 Budget	2017 YTD Actuals As of 11/03/17	2018 Budget Requested	2018 Budget Recommended	2018 Budget Adopted
0000007 Misc Interfund Revenues						
5000581 UNUSED GRANT	-1,888	0	17,833	0	0	0
0000007 Misc Interfund Revenues Total	-1,888	0	17,833	0	0	0
Rev Totals for Dept: 92000000	-1,888	0	17,833	0	0	0
0000090 Transfers						
6009002 TRANSFER TO GRANT FUND	-1,696,589	0	0	0	0	0
6009003 TRANSFER TO ENTERPRISE FUND	2,608,715	2,529,066	2,529,066	2,241,533	2,241,533	2,241,533
6009004 CONTB TO COMM COLLEGE	1,565,193	0	1,544,474	0	0	0
6009006 TRANSFER TO SPECIAL REV FUND	9,857,746	10,623,256	10,623,256	10,841,249	10,841,249	10,871,632
0000090 Transfers Totals	12,335,065	13,152,322	14,696,796	13,082,782	13,082,782	13,113,165
Exp Totals for Dept: 92000000	12,335,065	13,152,322	14,696,796	13,082,782	13,082,782	13,113,165
Total for Dept: 92000000	-12,336,953	-13,152,322	-14,678,963	-13,082,782	-13,082,782	-13,113,165

This page is intentionally left blank

Capital Budget

<u>Department/Division</u>	<u>Page</u>
2018 Capital Program	427
Summary of Debt	436
History of Debt Service	437
Serial Bonds	438
Bond Anticipation Notes	465
Statement of Authorized Unissued Debt	469
Authorized Capital Projects	472
Debt Statement Summary	478
Community College Debt Liability and Payment History	479

Capital Budget

2018 Adopted Capital Program

Project Title and Description	Estimated Project Cost	Funding Sources				Bond Authority	Annual Added To Taxes	YPU	LFL Sect 11	Percent Increase Taxes
		Federal	State	County	Fees/Other					
AVIATION										
DESIGN AND CONSTRUCT GENERAL TERMINAL Design and construction general terminal	\$16,400,000	\$0	\$16,400,000	\$0	\$0	\$16,400,000	\$0	30	15	0.0000 %
DESIGN AND CONSTRUCT PARKING REVENUE CONTROL UPGRADE The design and construction of a parking revenue control upgrade	\$1,000,000	\$0	\$900,000	\$0	\$100,000	\$1,000,000	\$0	10	14	0.0000 %
REPLACEMENT OF AIRPORT SNOW REMOVAL EQUIPMENT Replacement of snow removal equipment	\$650,000	\$585,000	\$32,500	\$0	\$32,500	\$650,000	\$0	10	28	0.0000 %
AVIATION 2018 Total	\$18,050,000	\$585,000	\$17,332,500	\$0	\$132,500	\$18,050,000	\$0			0.0000 %
BCC										
CRITICAL CORE CAMPUS REHABILITATION Rehabilitation of core campus, in conformance with campus master plan. This phase will concentrate on renovating the old science building.	\$2,800,000	\$0	\$1,400,000	\$1,400,000	\$0	\$2,800,000	\$119,404	15	12 (a) (2)	0.1645 %
BCC 2018 Total	\$2,800,000	\$0	\$1,400,000	\$1,400,000	\$0	\$2,800,000	\$119,404			0.1645 %
DPW - ENGINEERING										
COUNTY REGULATORY/ENVIRONMENTAL COMPLIANCE/MAINTENANCE To address environmental issues of County properties including watersheds. Compliance with State and Federal regulations.	\$125,000	\$0	\$0	\$125,000	\$0	\$125,000	\$27,489	5	35	0.0379 %
DPW - ENGINEERING 2018 Total	\$125,000	\$0	\$0	\$125,000	\$0	\$125,000	\$27,489			0.0379 %

“Property Tax” is calculated with the YPU and Bond amount. This does not include any portion of a project that is supported by fees.

2018 Adopted Capital Program

Project Title and Description	Estimated Project Cost	Funding Sources				Bond Authority	Annual Added To Taxes	YPU	LFL Sect 11	Percent Increase Taxes
		Federal	State	County	Fees/Other					
<i>DPW - ENGINEERING B&G</i>										
COUNTY BUILDING RENOVATIONS Repairs and modifications to County buildings related to code compliance, office renovations, structural features and material failures.	\$200,000	\$0	\$0	\$200,000	\$0	\$200,000	\$43,983	5	35	0.0606 %
ROOF REPAIRS OF COUNTY FACILITIES Replacement and repair of county facility roofs.	\$250,000	\$0	\$0	\$250,000	\$0	\$250,000	\$21,322	15	12(a)(2)	0.0294 %
TRIPARTITE FACADE REPAIR Facade repair of governmental plaza buildings. Tripartite agreement provides that the County shares the costs equally with the state and the city.	\$100,000	\$0	\$33,333	\$33,333	\$33,333	\$100,000	\$7,331	5	35	0.0101 %
DPW - ENGINEERING B&G 2018 Total	\$550,000	\$0	\$33,333	\$483,333	\$33,333	\$550,000	\$72,636			0.1001 %
<i>DPW - FLEET MANAGEMENT</i>										
FLEET REPLACEMENT County fleet vehicle replacement pursuant to county policy.	\$250,000	\$0	\$0	\$250,000	\$0	\$250,000	\$88,808	3	77	0.1223 %
DPW - FLEET MANAGEMENT 2018 Total	\$250,000	\$0	\$0	\$250,000	\$0	\$250,000	\$88,808			0.1223 %
<i>DPW - HIGHWAYS</i>										
HIGHWAY RECONSTRUCTION/REHABILITATION Reconstruction and rehabilitation of county highways based on pavement conditions, sufficiency and priority.	\$2,500,000	\$0	\$0	\$2,500,000	\$0	\$2,500,000	\$213,221	15	20(c)	0.2937 %
DPW - HIGHWAYS 2018 Total	\$2,500,000	\$0	\$0	\$2,500,000	\$0	\$2,500,000	\$213,221			0.2937 %

“Property Tax” is calculated with the YPU and Bond amount. This does not include any portion of a project that is supported by fees.

2018 Adopted Capital Program

Project Title and Description	Estimated Project Cost	Funding Sources				Bond Authority	Annual Added To Taxes	YPU	LFL Sect 11	Percent Increase Taxes
		Federal	State	County	Fees/Other					
DPW - HIGHWAYS/ENGINEERING/BRIDGES										
COLESVILLE ROAD BRIDGE- DESIGN (BIN3360040) Design phase for replacement of Colesville Rd over Duell Creek bridge (BIN3360040) (80/20 federal-local cost sharing).	\$182,000	\$145,600	\$0	\$36,400	\$0	\$182,000	\$8,005	5	62a	0.0110 %
COUNTY BRIDGE AND CULVERT REPAIRS Repair and/or replacement of County bridges and culverts to address structural and/or safety flags resulting from NYSDOT biennial inspection of bridges and County DPW inspection of culverts with 5 foot and over span.	\$400,000	\$0	\$0	\$400,000	\$0	\$400,000	\$27,512	20	10	0.0379 %
FARM TO MARKET ADA SIDEWALK UPGRADES CONSTRUCTION Farm to Market sidewalk upgrades to become ADA compliant	\$501,000	\$400,800	\$0	\$82,200	\$18,000	\$501,000	\$9,760	10	24	0.0134 %
NANTICOKE DRIVE AND TWIST RUN ROAD CULVERT REPLACE-DESIGN Design phase for four (4) large consecutive culverts. One (1) on Nanticoke Drive and Three (3) on Twist Run Road Bridge - NY Award 100/0 state/local cost share	\$569,000	\$0	\$569,000	\$0	\$0	\$569,000	\$0	5	62a	0.0000 %
OLD ROUTE 17 BRIDGE REHAB DESIGN (BIN3349620) Design phase for rehabilitation of Old Route 17 (CR 28) over Oquaga Creek Bridge - based on NYSDOT biennial inspections and bridge ratings. (80/20 Federal-local cost sharing).	\$228,000	\$0	\$0	\$228,000	\$0	\$228,000	\$50,141	5	62a	0.0691 %
UPPER LISLE ROAD BRIDGE CONSTRUCTION (BIN3349680) Painting and minor bridge repair (80/20 federal-local cost sharing).	\$955,000	\$764,000	\$0	\$191,000	\$0	\$955,000	\$13,137	20	10	0.0181 %
DPW - HIGHWAYS/ENGINEERING/BRIDGES 2018 Total	\$2,835,000	\$1,310,400	\$569,000	\$937,600	\$18,000	\$2,835,000	\$108,554			0.1495 %

“Property Tax” is calculated with the YPU and Bond amount. This does not include any portion of a project that is supported by fees.

2018 Adopted Capital Program

Project Title and Description	Estimated Project Cost	Funding Sources				Bond Authority	Annual Added To Taxes	YPU	LFL Sect 11	Percent Increase Taxes
		Federal	State	County	Fees/Other					
DPW - HIGHWAYS/ROAD MACHINERY										
HIGHWAY EQUIPMENT REPLACEMENT Replacement of construction and snow removal equipment	\$890,000	\$0	\$0	\$890,000	\$0	\$890,000	\$75,907	15	28	0.1046 %
DPW - HIGHWAYS/ROAD MACHINERY 2018 Total	\$890,000	\$0	\$0	\$890,000	\$0	\$890,000	\$75,907			0.1046 %
ELECTIONS										
VOTING MACHINE REPLACEMENTS Replacement of voting machines	\$220,000	\$0	\$0	\$220,000	\$0	\$220,000	\$26,121	10	31	0.0360 %
ELECTIONS 2018 Total	\$220,000	\$0	\$0	\$220,000	\$0	\$220,000	\$26,121			0.0360 %
EMERGENCY SERVICES										
EMERGENCY SERVICES RESPONSE BUILDING Improvements for the Emergency Services Response Building located at Wayne Street, Endwell.	\$75,000	\$0	\$0	\$75,000	\$0	\$75,000	\$5,158	20	11 (1)(b)	0.0071 %
VEHICLE REPLACEMENT Replace 2006 Chevrolet 3/4 ton Suburban currently used by Fire Coordinator.	\$50,000	\$0	\$0	\$50,000	\$0	\$50,000	\$17,762	3	77	0.0245 %
EMERGENCY SERVICES 2018 Total	\$125,000	\$0	\$0	\$125,000	\$0	\$125,000	\$22,920			0.0316 %
INFORMATION TECHNOLOGY										
COMPUTER EQUIPMENT REPLACEMENT/UPDATE TECHNOLOGY Implement, maintain and increase efficiencies of enterprise level technologies. Focus on critical infrastructure equipment and software.	\$950,000	\$0	\$0	\$950,000	\$0	\$950,000	\$208,920	5	32	0.2878 %
INFORMATION TECHNOLOGY 2018 Total	\$950,000	\$0	\$0	\$950,000	\$0	\$950,000	\$208,920			0.2878 %

“Property Tax” is calculated with the YPU and Bond amount. This does not include any portion of a project that is supported by fees.

2018 Adopted Capital Program

Project Title and Description	Estimated Project Cost	Funding Sources				Bond Authority	Annual Added To Taxes	YPU	LFL Sect 11	Percent Increase Taxes
		Federal	State	County	Fees/Other					
PARKS & RECREATION										
DORCHESTER PARK GATEWAY Reconstruct park entranceway, project Funding 80/20 Federal/ County cost share	\$572,000	\$457,600	\$0	\$114,400	\$0	\$572,000	\$9,757	15	10	0.0134 %
PARKS FACILITIES REPAIRS AND RENOVATION Repairs, renovations and maintenance at County parks.	\$100,000	\$0	\$0	\$100,000	\$0	\$100,000	\$8,529	15	19(c)	0.0117 %
PARKS SURFACE REHABILITATION Replace asphalt and/or oil and stone overlays for roads, parking lots at walkways at the County parks.	\$138,000	\$0	\$0	\$138,000	\$0	\$138,000	\$11,770	15	19(c)	0.0162 %
PARKS VEHICLE REPLACEMENT Replacing parks equipment	\$75,000	\$0	\$0	\$75,000	\$0	\$75,000	\$26,642	3	77	0.0367 %
PARKS & RECREATION 2018 Total	\$885,000	\$457,600	\$0	\$427,400	\$0	\$885,000	\$56,698			0.0781 %
PARKS & RECREATION/ARENA										
ARENA IMPROVEMENTS Upgrades to Arenas	\$85,000	\$0	\$0	\$85,000	\$0	\$85,000	\$10,092	10	13	0.0139 %
PARKS & RECREATION/ARENA 2018 Total	\$85,000	\$0	\$0	\$85,000	\$0	\$85,000	\$10,092			0.0139 %
PARKS & RECREATION/FORUM										
FORUM IMPROVEMENTS Upgrades to Forum	\$75,000	\$0	\$0	\$75,000	\$0	\$75,000	\$8,905	10	13	0.0123 %
PARKS & RECREATION/FORUM 2018 Total	\$75,000	\$0	\$0	\$75,000	\$0	\$75,000	\$8,905			0.0123 %

“Property Tax” is calculated with the YPU and Bond amount. This does not include any portion of a project that is supported by fees.

2018 Adopted Capital Program

Project Title and Description	Estimated Project Cost	Funding Sources				Bond Authority	Annual Added To Taxes	YPU	LFL Sect 11	Percent Increase Taxes
		Federal	State	County	Fees/Other					
<i>PUBLIC TRANSPORTATION (Transit)</i>										
PURCHASE FOUR CLEAN DIESEL TRANSIT BUSES To purchase four clean diesel transit buses.	\$1,780,000	\$555,833	\$1,110,080	\$114,087	\$0	\$1,780,000	\$13,546	10	29-a	0.0187 %
PUBLIC TRANSPORTATION (Transit) 2018 Total	\$1,780,000	\$555,833	\$1,110,080	\$114,087	\$0	\$1,780,000	\$13,546			0.0187 %
<i>SHERIFF - CORRECTIONS</i>										
JAIL RADIO REPLACEMENT Replacement of Public Safety radios	\$50,000	\$0	\$0	\$50,000	\$0	\$50,000	\$10,996	5	25	0.0151 %
SHERIFF - CORRECTIONS 2018 Total	\$50,000	\$0	\$0	\$50,000	\$0	\$50,000	\$10,996			0.0151 %
<i>SHERIFF-ROAD PATROL</i>										
IN-CAR CAMERA REPLACEMENT Replacement outdated and video storage systems in Highway Patrol vehicles.	\$100,000	\$0	\$0	\$100,000	\$0	\$100,000	\$21,992	5	25	0.0303 %
VEHICLE REPLACEMENT Replacement of Sheriff's road patrol and other police vehicles.	\$225,000	\$0	\$0	\$225,000	\$0	\$225,000	\$79,927	3	77	0.1101 %
SHERIFF-ROAD PATROL 2018 Total	\$325,000	\$0	\$0	\$325,000	\$0	\$325,000	\$101,919			0.1404 %

“Property Tax” is calculated with the YPU and Bond amount. This does not include any portion of a project that is supported by fees.

2018 Adopted Capital Program

<i>Project Title and Description</i>	<i>Estimated Project Cost</i>	<i>Funding Sources</i>				<i>Bond Authority</i>	<i>Annual Added To Taxes</i>	<i>YPU</i>	<i>LFL Sect 11</i>	<i>Percent Increase Taxes</i>
		<i>Federal</i>	<i>State</i>	<i>County</i>	<i>Fees/Other</i>					
SOLID WASTE MANAGEMENT										
COLESVILLE LANDFILL REMEDIATION Operational and maintenance of the groundwater treatment system, monitoring and testing of groundwater contaminant levels at the hazardous waste landfill, in accordance with the 1991 US Environmental Protection Agency's Record of Decision and the NYSDEC Consent Agreement as amended	\$50,000	\$0	\$0	\$0	\$50,000	\$50,000	\$0	25	6	0.0000 %
SECTION V PHASE I MATERIAL RELOCATION CONSTRUCTION Construction of Section V Phase I in the area of material relocaton	\$4,850,000	\$0	\$0	\$0	\$4,850,000	\$4,850,000	\$0	10	6	0.0000 %
SOLID WASTE MANAGEMENT 2018 Total	\$4,900,000	\$0	\$0	\$0	\$4,900,000	\$4,900,000	\$0			0.0000 %
WPNH										
BETTERMENTS & IMPROVEMENTS Room Renovation Improvement Resident Room Renovation	\$495,500	\$0	\$0	\$495,500	\$0	\$495,500	\$42,260	15	35	0.0582 %
EXTERIOR FAÇADE AND ENTRANCE REPAIR PROJECT Replace of front entrance of front entrance, alternate entrance, hand rails and handicap ramp replacement	\$150,000	\$0	\$0	\$150,000	\$0	\$150,000	\$10,317	20	35	0.0142 %
HVAC UPGRADE & IMPROVEMENTS Replacing boilers, air handlers, condensing units, Glycol heat piping, dampers, controls and air balancing	\$250,000	\$0	\$0	\$250,000	\$0	\$250,000	\$21,322	15	13	0.0294 %
ROOFING REPLACEMENT Roof replacement	\$400,000	\$0	\$0	\$400,000	\$0	\$400,000	\$34,115	15	12(a)(2)	0.0470 %
WPNH 2018 Total	\$1,295,500	\$0	\$0	\$1,295,500	\$0	\$1,295,500	\$108,015			0.1488 %

“Property Tax” is calculated with the YPU and Bond amount. This does not include any portion of a project that is supported by fees.

2018 Adopted Capital Program

<i>Project Title and Description</i>	<i>Estimated Project Cost</i>	<i>Funding Sources</i>				<i>Bond Authority</i>	<i>Annual Added To Taxes</i>	<i>YPU</i>	<i>LFL Sect 11</i>	<i>Percent Increase Taxes</i>
		<i>Federal</i>	<i>State</i>	<i>County</i>	<i>Fees/Other</i>					
2018 CAPITAL PROGRAM GRAND TOTAL	\$38,690,500	\$2,908,833	\$20,444,913	\$10,252,920	\$5,083,833	\$38,690,500	\$1,274,149			1.7552 %

“Property Tax” is calculated with the YPU and Bond amount. This does not include any portion of a project that is supported by fees.

Summary of Debt

Summary of Debt
as of December 31, 2017

	Bond Anticipation Notes	Serial Bonds	Total Debt	Percent of Total
General Fund				
Community College	\$ 18,576,414	\$ 3,091,717	\$ 21,668,131	16.62%
All Other General Fund	14,816,561	20,139,725	34,956,286	26.81%
Total General Fund	<u>\$ 33,392,975</u>	<u>\$ 23,231,442</u>	<u>\$ 56,624,417</u>	<u>43.43%</u>
Aviation	3,607,223	2,349,059	5,956,282	4.57%
Central Foods	-	297,557	297,557	0.23%
County Road	16,139,486	14,792,257	30,931,743	23.72%
En-Joie Golf Course	-	72,078	72,078	0.05%
Fleet Management	280,000	157,389	437,389	0.34%
Library	-	49,618	49,618	0.04%
Road Machinery	3,515,161	2,522,742	6,037,903	4.63%
Solid Waste	11,505,238	10,515,139	22,020,377	16.89%
Transit	372,498	2,022,997	2,395,495	1.84%
Veterans' Arena	1,243,131	1,136,650	2,379,781	1.82%
Willow Point Nursing Facility	2,238,288	938,072	3,176,360	2.44%
Total Fund	<u>\$ 38,901,025</u>	<u>\$ 34,853,558</u>	<u>\$ 73,754,583</u>	<u>56.57%</u>
Total	<u><u>\$ 72,294,000</u></u>	<u><u>\$ 58,085,000</u></u>	<u><u>\$ 130,379,000</u></u>	<u><u>100.00%</u></u>

History of Debt Service

	2014 Actual Payments	2015 Actual Payments	2016 Actual Payments	2017 Budget Adopted	2018 Budget Recommended	2018 Budget Adopted
General Fund						
Community College	\$ 1,052,771	\$ 1,531,194	\$ 1,565,194	\$ 1,544,474	\$ 2,289,235	\$ 2,289,235
All Other General Fund	3,838,877	5,612,382	6,401,756	5,891,868	5,684,757	5,684,757
Total General Fund	\$ 4,891,648	\$ 7,143,576	\$ 7,966,950	\$ 7,436,342	\$ 7,973,992	\$ 7,973,992
Arena	223,529	290,676	305,272	274,993	294,687	294,687
Aviation	596,093	723,148	653,834	765,242	688,364	688,364
Central Food and Nutrition Services	96,291	96,059	95,567	64,129	47,369	47,369
County Road	3,688,746	3,345,936	3,970,707	3,879,217	4,068,778	4,068,778
En-Joie Golf Course	11,510	11,510	11,476	11,474	11,475	11,475
Fleet Management	224,476	311,304	397,873	443,082	213,723	213,723
Library	11,876	11,930	11,886	11,900	7,899	7,899
Road Machinery	680,835	766,781	880,017	903,760	829,300	829,300
Solid Waste	3,427,498	3,797,692	4,785,585	3,413,198	2,694,688	2,694,688
Transit	298,084	454,466	389,035	404,702	391,714	391,714
Willow Point Nursing Facility	529,721	466,781	517,211	536,097	592,158	592,158
Total	\$ 14,680,307	\$ 17,419,859	\$ 19,985,413	\$ 18,144,136	\$ 17,814,147	\$ 17,814,147

Serial Bonds

Summary of Serial Bond Issues	2018 Principal	Principal	Interest Payments		2018 Principal
	Beginning Balance		Payment	First	Second
General Fund					
Community College	\$ 3,091,717	\$ 506,668	\$ 66,447	\$ 57,477	\$ 2,585,049
All Other General Fund	20,139,725	2,129,464	378,183	340,446	18,010,261
Total General Fund	<u>23,231,442</u>	<u>2,636,132</u>	<u>444,630</u>	<u>397,923</u>	<u>20,595,310</u>
Aviation	2,349,059	242,203	62,088	56,219	2,106,856
Central Food and Nutrition Services	297,557	31,633	8,263	7,472	265,924
County Road	14,792,257	1,764,672	332,538	297,356	13,027,585
En-Joie Golf Course	72,078	7,663	2,002	1,810	64,415
Fleet Management	157,389	16,732	4,371	3,952	140,657
Library	49,618	5,275	1,378	1,246	44,343
Road Machinery	2,522,742	272,480	53,168	47,863	2,250,262
Solid Waste Management	10,515,139	1,413,554	196,517	172,777	9,101,585
Transit	2,022,997	189,810	49,132	44,708	1,833,187
Veterans' Arena	1,136,650	100,759	26,235	23,948	1,035,891
Willow Point Nursing Facility	938,072	134,087	24,859	22,000	803,985
Total	<u>\$ 58,085,000</u>	<u>\$ 6,815,000</u>	<u>\$ 1,205,181</u>	<u>\$ 1,077,276</u>	<u>\$ 51,270,000</u>
Total 2018 Serial Bond Principal Payment	\$ 6,815,000				
Total 2018 Serial Bond Interest Payment	2,282,457				
2018 Serial Bonds Grand Total	<u>\$ 9,097,457</u>				

Serial Bonds
2010 Tax Exempt Issue (Matures 2021)

	<u>2018 Beginning Balance</u>	<u>Principal Payment</u>	<u>Interest Payments</u>		<u>2018 Ending Balance</u>
			<u>First</u>	<u>Second</u>	
General Fund					
Community College					
Technology Initiative	\$ 8,963	\$ 2,806	\$ 224	\$ 154	\$ 6,157
Update Master Plan	1,478	463	37	25	1,015
Wales Building Renovation	28,336	8,871	708	487	19,465
Original Boiler Replacement Phase II	103,487	32,397	2,587	1,777	71,090
Feasibility Study	6,013	1,882	150	103	4,131
Energy Management Improvements	24,894	7,793	622	428	17,101
Roof Replacement - Phase II	123,664	38,713	3,092	2,124	84,951
West Gym Bleachers	31,267	9,788	782	537	21,479
Roadway & Lot Upgrades	15,333	4,800	383	263	10,533
Roof Replacement III	57,924	18,133	1,448	995	39,791
Science Building	59,840	18,733	1,496	1,028	41,107
Alms Building Demo & Site Restoration	53,716	16,816	1,343	923	36,900
Direct Digital Control	40,086	12,549	1,002	688	27,537
Natural Gas Piping Replacement	50,107	15,686	1,253	861	34,421
Total Community College	<u>\$ 605,108</u>	<u>\$ 189,430</u>	<u>\$ 15,127</u>	<u>\$ 10,393</u>	<u>\$ 415,678</u>

2010 Tax Exempt Issue (Matures 2021) Continued

	2018	Principal	Interest Payments		2018
	<u>Beginning Balance</u>	<u>Payment</u>	<u>First</u>	<u>Second</u>	<u>Ending Balance</u>
All Other General Fund					
COB - Parking Area Repairs - Design Phase	\$ 26,160	\$ 8,189	\$ 654	\$ 449	\$ 17,971
Grippen Ice Rink Rehabilitation	59,407	18,597	1,485	1,020	40,810
Watershed Annual Maintenance	9,020	2,824	225	155	6,196
County Buildings Renovations	24,052	7,530	601	413	16,522
County Office Building Carpet	444	139	11	8	305
Public Safety Facility	12,003	3,758	300	206	8,245
Systematic Roof Replacement At County	44,094	13,804	1,102	757	30,290
Electronic Voting Machines	12,115	3,793	303	208	8,322
Fire Radio System Replacement Phase I	60,128	18,823	1,503	1,033	41,305
Regional Public Safety Training Facility	8,684	2,719	217	149	5,965
Parks Equipment Replacement	10,824	3,388	271	186	7,436
Parks Surface Rehabilitation	3,995	1,251	100	69	2,744
Forum Repairs/Renovations	3,608	1,129	90	62	2,479
Equipment Replacement (FEMA 06/06 Flood)	132,951	41,621	3,324	2,283	91,330
Parks Equipment Replacement (FEMA 06/06 Flood)	419	131	10	7	288
Watershed Annual Maintenance	11,458	3,587	286	197	7,871
County Buildings Renovations	15,277	4,782	382	262	10,495
County Office Building - Parking Area	917,358	287,180	22,934	15,754	630,178
Petroleum Storage Reg. Compliance	9,621	3,012	241	165	6,609
Public Safety Facility Repairs/Renovations	8,475	2,653	212	146	5,822
Computer Equipment Replacement & Update Technology	32,069	10,039	802	551	22,030
Voice Mail System Replacement - Unified	7,523	2,355	188	129	5,168
Parks Equipment Replacement	2,806	878	70	48	1,928
Black Creek Security Update At Jail	23,902	7,483	598	410	16,419
Watershed Regulatory Compliance Part 1	16,034	5,019	401	275	11,015
County Buildings Renovations	18,039	5,647	451	310	12,392
Petroleum Bulk Storage	6,013	1,882	150	103	4,131
Public Safety Facility Repairs/Renovations	9,020	2,824	225	155	6,196
Systematic Roof Replacement At County	17,370	5,438	434	298	11,932
Network Switches & PC Replacement	96,807	30,306	2,420	1,663	66,501
Parks Equipment Replacement	9,020	2,824	225	155	6,196
Portable Radio Replacement	4,798	1,502	120	82	3,296
Replace Financial, HR/Payroll Systems (Software)	223,341	69,917	5,584	3,836	153,424
Replace Financial, HR/Payroll Systems (Hardware)	32,069	10,039	802	551	22,030
Parks Upgrade	9,353	2,928	234	161	6,425
ERP System Phase II	658,405	206,114	16,460	11,307	452,291
Replace Oil-Water Separator at Fleet	12,627	3,953	316	217	8,674
External Building Repairs - Front Street Dog Shelter	9,020	2,824	225	155	6,196

Serial Bonds
2010 Tax Exempt Issue (Matures 2021) Continued

	2018	Principal	Interest Payments		2018
	Beginning Balance	Payment	First	Second	Ending Balance
Parks Facilities Repairs & Renovations	6,414	2,008	160	110	4,406
Sheriff's Vehicle Replacement	26,724	8,366	668	459	18,358
Security at GHJB	12,186	3,815	305	209	8,371
Employee Timekeeper System/Scheduler	33,070	10,353	827	568	22,717
System Upgrades and Network Management	72,155	22,588	1,804	1,239	49,567
Tape Library and Computer Equipment	15,232	4,768	381	262	10,464
Hazardous Materials Response Vehicle	30,064	9,412	752	516	20,652
Vehicle Replacement	40,086	12,549	1,002	688	27,537
Forum Repairs/Renovations	18,039	5,647	451	310	12,392
Forum Seating	50,107	15,686	1,253	861	34,421
Parks Surface Rehabilitation	15,032	4,706	376	258	10,326
Parks Facilities Repairs and Renovations	10,021	3,137	251	172	6,884
Parks Vehicle Replacement	10,021	3,137	251	172	6,884
Total Other General Fund	\$ 2,897,460	\$ 907,054	\$ 72,437	\$ 49,759	\$ 1,990,406
Total General Fund	\$ 3,502,568	\$ 1,096,484	\$ 87,564	\$ 60,152	\$ 2,406,084
County Road					
Highway Reconstruction	\$ 22,586	\$ 7,071	\$ 565	\$ 388	\$ 15,515
Colesville Rd./South St. Bridge Replace./Rehab.-Design	6,354	1,989	159	109	4,365
Highway Reconstruction	293,962	92,025	7,349	5,048	201,937
Bevier St. Bridge Reconstruction	232,951	72,926	5,824	4,001	160,025
South Street Bridge	41,489	12,988	1,037	713	28,501
Bridge Reconstruction	44,980	14,081	1,125	772	30,899
Road Reconstruction (FEMA - 06/06 Flood)	12,284	3,846	307	211	8,438
Bridge Reconstruction (FEMA - 11/06 Flood)	81,975	25,662	2,049	1,408	56,313
Highway Reconstruction/Repair	265,488	83,111	6,637	4,559	182,377
Repair Highway Culverts & Bridges	76,385	23,912	1,910	1,312	52,473
Highway Fire Alarm Suppression System	4,238	1,327	106	73	2,911
Highway Reconstruction/Rehabilitation	303,016	94,860	7,575	5,204	208,156
Colesville Rd. Bridge Replacement	187,857	58,809	4,696	3,226	129,048
Unanticipated Bridge Repairs	45,097	14,118	1,127	774	30,979
2nd Street, Deposit, Drainage	121,594	38,065	3,040	2,088	83,529
Highway Reconstruction/Rehabilitation	407,969	127,715	10,199	7,006	280,254
Nanticoke Drive Bridge Reconstruction	106,728	33,411	2,668	1,833	73,317
Highway Building Renovations	8,017	2,510	200	138	5,507
Vestal-Endicott Bridge Painting	526,650	164,869	13,166	9,045	361,781
Unanticipated Bridge/Culvert Repairs	60,128	18,823	1,503	1,033	41,305
Highway Reconstruction/Rehabilitation	445,952	139,606	11,149	7,659	306,346
Total County Roads	\$ 3,295,700	\$ 1,031,724	\$ 82,391	\$ 56,600	\$ 2,263,976

Serial Bonds
2010 Tax Exempt Issue (Matures 2021) Continued

	2018 Beginning Balance	Principal Payment	Interest Payments		2018 Ending Balance
			First	Second	
Road Machinery					
Highway Equipment Replacement	\$ 41,283	\$ 12,924	\$ 1,032	\$ 709	\$ 28,359
Highway Equipment Replacement	56,120	17,568	1,403	964	38,552
Highway Equipment Replacement	158,939	49,756	3,973	2,730	109,183
Highway Vehicles Replacement	30,666	9,600	767	527	21,066
Highway Equipment Replacement	201,431	63,058	5,036	3,459	138,373
Total Road Machinery	\$ 488,439	\$ 152,906	\$ 12,211	\$ 8,389	\$ 335,533
Library					
Computer Replacement - Public - Phase I	\$ 1,964	\$ 615	\$ 49	\$ 34	\$ 1,349
Computer Replacement - Staff - Phase I	701	219	18	12	482
Computer Replacement - Staff - Phase II	957	300	24	16	657
Parking Lot Surface Treatment	1,322	414	33	23	908
Replacement of Decker Room Carpet	2,044	640	51	35	1,404
Security Cameras	448	140	11	8	308
Library Improvements & Renovations	9,412	2,947	235	162	6,465
Total Library	\$ 16,848	\$ 5,275	\$ 421	\$ 290	\$ 11,573
Veterans' Arena					
Arena Primary Electric Repairs	\$ 9,020	\$ 2,824	\$ 225	\$ 155	\$ 6,196
Arena Repairs/Renovations	4,007	1,255	100	69	2,752
Arena Repairs/Renovations	9,621	3,012	241	165	6,609
Arena Window Replacement - Wall At North End	84,853	26,563	2,121	1,457	58,290
Arena Repairs/Renovations	12,026	3,765	301	207	8,261
Arena Roof Systems Repair/Resurfacing	24,053	7,529	601	413	16,524
Arena Spotlights	3,608	1,129	90	62	2,479
Arena (Safety) Improvements	80,171	25,098	2,004	1,377	55,073
Arena Bathroom Renovations for ADA	15,032	4,706	376	258	10,326
Arena Repairs/Renovations	30,063	9,411	752	516	20,652
Total Veterans' Arena	\$ 272,454	\$ 85,292	\$ 6,811	\$ 4,679	\$ 187,162
En-Joie Golf Course					
Golf Course Reconstruction	\$ 24,477	\$ 7,663	\$ 612	\$ 420	\$ 16,814
Total En-Joie Golf Course	\$ 24,477	\$ 7,663	\$ 612	\$ 420	\$ 16,814

Serial Bonds
2010 Tax Exempt Issue (Matures 2021) Continued

	2018 <u>Beginning Balance</u>	Principal <u>Payment</u>	Interest Payments		2018 <u>Ending Balance</u>
			<u>First</u>	<u>Second</u>	
Transit					
Intermodal Transit Terminal	\$ 402,638	\$ 126,046	\$ 10,066	\$ 6,915	\$ 276,592
5 - 24 Passenger Buses	106,011	33,187	2,650	1,821	72,824
Transit Building Renovations	28,060	8,784	702	482	19,276
Total Transit	<u>\$ 536,709</u>	<u>\$ 168,017</u>	<u>\$ 13,418</u>	<u>\$ 9,218</u>	<u>\$ 368,692</u>
Willow Point					
WPNH Room Renovations	\$ 58,191	\$ 18,217	\$ 1,455	\$ 999	\$ 39,974
New 380 Bed Facility	104,222	32,627	2,606	1,790	71,595
New Electrical Beds	14,364	4,497	359	247	9,867
WPNH Resident Contained Smoking Area	12,026	3,765	301	207	8,261
HVAC Repairs	20,043	6,274	501	344	13,769
Kiosk Stations	9,621	3,012	241	165	6,609
Resident Furniture & Room Care Equipment	4,810	1,506	120	83	3,304
WPNH Renovations And Repairs	23,450	7,341	586	403	16,109
HVAC Replacement/Repairs	22,548	7,059	564	387	15,489
Therapy Module - Software & Hardware	4,318	1,352	108	74	2,966
WPNH Building Improvements	14,751	4,618	369	253	10,133
Total Willow Point	<u>\$ 288,344</u>	<u>\$ 90,268</u>	<u>\$ 7,210</u>	<u>\$ 4,952</u>	<u>\$ 198,076</u>
Solid Waste					
Landfill Construction	\$ 14,701	\$ 4,602	\$ 368	\$ 252	\$ 10,099
Leachate Treatment Plant Outfall	212,582	66,549	5,315	3,651	146,033
SEIS Options For Section IV Access	18,410	5,763	460	316	12,647
Colesville Landfill Remediation (Part 2)	42,652	13,352	1,066	733	29,300
Colesville Landfill Remediation (Part 2)	19,241	6,023	481	330	13,218
Design Section III Closure	51,109	16,000	1,278	878	35,109
Landfill Rain Cap Section IV	38,081	11,921	952	654	26,160
Scale House Road And Facility	373,398	116,893	9,335	6,413	256,505
Solid Waste Management Plan Update	30,064	9,412	752	516	20,652
Landfill Road Reconstruction	467,664	146,403	11,692	8,032	321,261
Colesville Landfill Remediation (Part 2)	40,587	12,706	1,015	697	27,881
Construction of Section II & III Closure	96,205	30,117	2,405	1,652	66,088
Colesville Landfill Remediation	50,107	15,686	1,253	861	34,421
Total Solid Waste	<u>\$ 1,454,801</u>	<u>\$ 455,427</u>	<u>\$ 36,372</u>	<u>\$ 24,985</u>	<u>\$ 999,374</u>

Serial Bonds
2010 Tax Exempt Issue (Matures 2021) Continued

	2018 Beginning Balance	Principal Payment	Interest Payments		2018 Ending Balance
			First	Second	
Aviation					
Airport Parking Lot Rehabilitation	\$ 171,875	\$ 53,806	\$ 4,297	\$ 4,297	\$ 118,069
Airport Corporate Hangar Improvements	89,298	27,955	2,232	2,232	61,343
Terminal Building Rehab.	18,039	5,647	451	451	12,392
Snow Removal Equipment	2,994	937	75	75	2,057
Terminal Building Improvements	72,155	22,588	1,804	1,804	49,567
T-Hangar Improvements	150,322	47,059	3,758	3,758	103,263
North Apron Rehabilitation Phase I	100,214	31,372	2,505	2,505	68,842
Main Apron Rehabilitation-Reconstruction	125,268	39,215	3,132	3,132	86,053
Total Aviation	<u>\$ 730,165</u>	<u>\$ 228,579</u>	<u>\$ 18,253</u>	<u>\$ 18,254</u>	<u>\$ 501,586</u>
Fleet Management					
Fleet Replacement	\$ 17,340	\$ 3,978	\$ 434	\$ 334	\$ 13,362
Fleet Replacement	52,020	11,934	1,301	1,002	40,086
Total Fleet Management	<u>\$ 69,360</u>	<u>\$ 15,912</u>	<u>\$ 1,735</u>	<u>\$ 1,336</u>	<u>\$ 53,448</u>
Central Foods					
Central Foods Building Renovations	\$ 110,713	\$ 25,400	\$ 2,768	\$ 2,133	\$ 85,313
Reconstruction of Central Foods	20,418	4,684	510	393	15,734
Total Central Foods	<u>\$ 131,131</u>	<u>\$ 30,084</u>	<u>\$ 3,278</u>	<u>\$ 2,526</u>	<u>\$ 101,047</u>
Total 2010 Tax Exempt Issue	<u><u>\$ 10,810,996</u></u>	<u><u>\$ 3,367,631</u></u>	<u><u>\$ 270,276</u></u>	<u><u>\$ 191,803</u></u>	<u><u>\$ 7,443,365</u></u>

Serial Bonds
2010 Federally Taxable Issue - Build America Bonds (BABs) (Matures 2025)

	<u>2018 Beginning Balance</u>	<u>Principal Payment</u>	<u>Interest Payments</u>		<u>2018 Ending Balance</u>
			<u>First</u>	<u>Second</u>	
General Fund					
Community College					
Technology Initiative	\$ 14,533	\$ -	\$ 424	\$ 424	\$ 14,533
Update Master Plan	2,396	-	70	70	2,396
Wales Building Renovation	45,945	-	1,341	1,341	45,945
Original Boiler Replacement Phase II	167,801	-	4,899	4,899	167,801
Feasibility Study	9,749	-	285	285	9,749
Energy Management Improvements	40,363	-	1,178	1,178	40,363
Roof Replacement - Phase II	200,516	-	5,854	5,854	200,516
West Gym Bleachers	50,697	-	1,480	1,480	50,697
Roadway & Lot Upgrades	24,861	-	726	726	24,861
Roof Replacement III	93,921	-	2,742	2,742	93,921
Science Building	97,028	-	2,833	2,833	97,028
Alms Building Demo & Site Restoration	87,097	-	2,543	2,543	87,097
Direct Digital Control	64,998	-	1,898	1,898	64,998
Natural Gas Piping Replacement	81,247	-	2,372	2,372	81,247
Total Community College	<u>\$ 981,152</u>	<u>\$ -</u>	<u>\$ 28,645</u>	<u>\$ 28,645</u>	<u>\$ 981,152</u>

Serial Bonds 2010 Federally Taxable Issue - Build America Bonds (BABs) (Matures 2025) Continued

	2018	Principal	Interest Payments		2018
	<u>Beginning Balance</u>	<u>Payment</u>	<u>First</u>	<u>Second</u>	<u>Ending Balance</u>
All Other General Fund					
COB - Parking Area Repairs - Design Phase	\$ 42,417	\$ -	\$ 1,238	\$ 1,238	\$ 42,417
Grippen Ice Rink Rehabilitation	96,324	-	2,812	2,812	96,324
Watershed Annual Maintenance	14,624	-	427	427	14,624
County Buildings Renovations	38,998	-	1,139	1,139	38,998
County Office Building Carpet	720	-	21	21	720
Public Safety Facility	19,462	-	568	568	19,462
Systematic Roof Replacement At County	71,497	-	2,087	2,087	71,497
Electronic Voting Machines	19,644	-	573	573	19,644
Fire Radio System Replacement Phase I	97,496	-	2,846	2,846	97,496
Regional Public Safety Training Facility	14,082	-	411	411	14,082
Parks Equipment Replacement	17,549	-	512	512	17,549
Parks Surface Rehabilitation	6,478	-	189	189	6,478
Forum Repairs/Renovations	5,850	-	171	171	5,850
Equipment Replacement (FEMA 06/06 Flood)	215,574	-	6,294	6,294	215,574
Parks Equipment Replacement (FEMA 06/06 Flood)	680	-	20	20	680
Watershed Annual Maintenance	18,578	-	542	542	18,578
County Buildings Renovations	24,771	-	723	723	24,771
County Office Building - Parking Area	1,487,461	-	43,425	43,425	1,487,461
Petroleum Storage Reg. Compliance	15,599	-	455	455	15,599
Public Safety Facility Repairs/Renovations	13,742	-	401	401	13,742
Computer Equipment Replacement & Update Technology	51,997	-	1,518	1,518	51,997
Voice Mail System Replacement - Unified	12,198	-	356	356	12,198
Parks Equipment Replacement	4,550	-	133	133	4,550
Black Creek Security Update At Jail	38,755	-	1,131	1,131	38,755
Watershed Regulatory Compliance Part 1	25,999	-	759	759	25,999
County Buildings Renovations	29,249	-	854	854	29,249
Petroleum Bulk Storage	9,749	-	285	285	9,749
Public Safety Facility Repairs/Renovations	14,624	-	427	427	14,624
Systematic Roof Replacement At County	28,167	-	822	822	28,167
Network Switches & PC Replacement	156,968	-	4,583	4,583	156,968
Parks Equipment Replacement	14,624	-	427	427	14,624
Portable Radio Replacement	7,782	-	227	227	7,782
Replace Financial, HR/Payroll Systems (Software)	362,139	-	10,572	10,572	362,139
Replace Financial, HR/Payroll Systems (Hardware)	51,997	-	1,518	1,518	51,997
Parks Upgrade	15,166	-	443	443	15,166
ERP System Phase II	1,067,579	-	31,167	31,167	1,067,579
Replace Oil-Water Separator at Fleet	20,474	-	598	598	20,474
External Building Repairs - Front Street Dog Shelter	14,624	-	427	427	14,624

Serial Bonds 2010 Federally Taxable Issue - Build America Bonds (BABs) (Matures 2025) Continued

	2018 Beginning Balance	Principal Payment	Interest Payments		2018 Ending Balance
			First	Second	
Parks Facilities Repairs & Renovations	10,400	-	304	304	10,400
Sheriff's Vehicle Replacement	43,331	-	1,265	1,265	43,331
Security at GHJB	19,760	-	577	577	19,760
Employee Timekeeper System/Scheduler	53,622	-	1,565	1,565	53,622
System Upgrades and Network Management	116,995	-	3,416	3,416	116,995
Tape Library and Computer Equipment	24,699	-	721	721	24,699
Hazardous Materials Response Vehicle	48,748	-	1,423	1,423	48,748
Vehicle Replacement	64,998	-	1,898	1,898	64,998
Forum Repairs/Renovations	29,249	-	854	854	29,249
Forum Seating	81,246	-	2,372	2,372	81,246
Parks Surface Rehabilitation	24,374	-	712	712	24,374
Parks Facilities Repairs and Renovations	16,249	-	474	474	16,249
Parks Vehicle Replacement	16,249	-	474	474	16,249
Total Other General Fund	\$ 4,698,107	\$ -	\$ 137,156	\$ 137,156	\$ 4,698,107
Total General Fund	\$ 5,679,259	\$ -	\$ 165,801	\$ 165,801	\$ 5,679,259
County Road					
Highway Reconstruction	\$ 36,623	\$ -	\$ 1,069	\$ 1,069	\$ 36,623
Colesville Rd./South St. Bridge Replace./Rehab.-Design	10,304	-	301	301	10,304
Highway Reconstruction	476,647	-	13,915	13,915	476,647
Bevier St. Bridge Reconstruction	377,720	-	11,027	11,027	377,720
South Street Bridge	67,272	-	1,964	1,964	67,272
Bridge Reconstruction	72,935	-	2,129	2,129	72,935
Road Reconstruction (FEMA - 06/06 Flood)	19,918	-	581	581	19,918
Bridge Reconstruction (FEMA - 11/06 Flood)	132,919	-	3,880	3,880	132,919
Highway Reconstruction/Repair	430,478	-	12,567	12,567	430,478
Repair Highway Culverts & Bridges	123,856	-	3,616	3,616	123,856
Highway Fire Alarm Suppression System	6,872	-	201	201	6,872
Highway Reconstruction/Rehabilitation	491,327	-	14,344	14,344	491,327
Colesville Rd. Bridge Replacement	304,601	-	8,893	8,893	304,601
Unanticipated Bridge Repairs	73,122	-	2,135	2,135	73,122
2nd Street, Deposit, Drainage	197,159	-	5,756	5,756	197,159
Highway Reconstruction/Rehabilitation	661,507	-	19,312	19,312	661,507
Nanticoke Drive Bridge Reconstruction	173,055	-	5,052	5,052	173,055
Highway Building Renovations	12,999	-	380	380	12,999
Vestal-Endicott Bridge Painting	853,943	-	24,930	24,930	853,943
Unanticipated Bridge/Culvert Repairs	97,496	-	2,846	2,846	97,496
Highway Reconstruction/Rehabilitation	723,094	-	21,110	21,110	723,094
Total County Roads	\$ 5,343,847	\$ -	\$ 156,008	\$ 156,008	\$ 5,343,847

Serial Bonds
2010 Federally Taxable Issue - Build America Bonds (BABs) (Matures 2025) Continued

	2018 Beginning Balance	Principal Payment	Interest Payments		2018 Ending Balance
			First	Second	
Road Machinery					
Highway Equipment Replacement	\$ 66,938	\$ -	\$ 1,954	\$ 1,954	\$ 66,938
Highway Equipment Replacement	90,996	-	2,657	2,657	90,996
Highway Equipment Replacement	257,714	-	7,524	7,524	257,714
Highway Vehicles Replacement	49,723	-	1,452	1,452	49,723
Highway Equipment Replacement	326,612	-	9,535	9,535	326,612
Total Road Machinery	<u>\$ 791,983</u>	<u>\$ -</u>	<u>\$ 23,122</u>	<u>\$ 23,122</u>	<u>\$ 791,983</u>
Library					
Computer Replacement - Public - Phase I	\$ 3,185	\$ -	\$ 93	\$ 93	\$ 3,185
Computer Replacement - Staff - Phase I	1,137	-	33	33	1,137
Computer Replacement - Staff - Phase II	1,552	-	45	45	1,552
Parking Lot Surface Treatment	2,145	-	63	63	2,145
Replacement of Decker Room Carpet	3,315	-	97	97	3,315
Security Cameras	726	-	21	21	726
Library Improvements & Renovations	15,262	-	446	446	15,262
Total Library	<u>\$ 27,322</u>	<u>\$ -</u>	<u>\$ 798</u>	<u>\$ 798</u>	<u>\$ 27,322</u>
Veterans' Arena					
Arena Primary Electric Repairs	\$ 14,624	\$ -	\$ 427	\$ 427	\$ 14,624
Arena Repairs/Renovations	6,500	-	190	190	6,500
Arena Repairs/Renovations	15,599	-	455	455	15,599
Arena Window Replacement - Wall At North End	137,586	-	4,017	4,017	137,586
Arena Repairs/Renovations	19,499	-	569	569	19,499
Arena Roof Systems Repair/Resurfacing	38,998	-	1,139	1,139	38,998
Arena Spotlights	5,850	-	171	171	5,850
Arena (Safety) Improvements	129,994	-	3,795	3,795	129,994
Arena Bathroom Renovations for ADA	24,374	-	712	712	24,374
Arena Repairs/Renovations	48,748	-	1,423	1,423	48,748
Total Veterans' Arena	<u>\$ 441,772</u>	<u>\$ -</u>	<u>\$ 12,898</u>	<u>\$ 12,898</u>	<u>\$ 441,772</u>
En-Joie Golf Course					
Golf Course Reconstruction	\$ 39,688	\$ -	\$ 1,159	\$ 1,159	\$ 39,688
Total En-Joie Golf Course	<u>\$ 39,688</u>	<u>\$ -</u>	<u>\$ 1,159</u>	<u>\$ 1,159</u>	<u>\$ 39,688</u>

Serial Bonds
2010 Federally Taxable Issue - Build America Bonds (BABs) (Matures 2025) Continued

	2018 Beginning Balance	Principal Payment	Interest Payments		2018 Ending Balance
			First	Second	
Transit					
Intermodal Transit Terminal	\$ 652,859	\$ -	\$ 19,060	\$ 19,060	\$ 652,859
5 - 24 Passenger Buses	171,894	-	5,018	5,018	171,894
Transit Building Renovations	45,498	-	1,328	1,328	45,498
Total Transit	\$ 870,251	\$ -	\$ 25,406	\$ 25,406	\$ 870,251
Willow Point					
WPNH Room Renovations	\$ 94,355	\$ -	\$ 2,755	\$ 2,755	\$ 94,355
New 380 Bed Facility	168,993	-	4,934	4,934	168,993
New Electrical Beds	23,291	-	680	680	23,291
WPNH Resident Contained Smoking Area	19,499	-	569	569	19,499
HVAC Repairs	32,499	-	949	949	32,499
Kiosk Stations	15,599	-	455	455	15,599
Resident Furniture & Room Care Equipment	7,800	-	228	228	7,800
WPNH Renovations And Repairs	38,023	-	1,110	1,110	38,023
HVAC Replacement/Repairs	36,560	-	1,067	1,067	36,560
Therapy Module - Software & Hardware	7,001	-	204	204	7,001
WPNH Building Improvements	23,919	-	698	698	23,919
Total Willow Point	\$ 467,539	\$ -	\$ 13,649	\$ 13,649	\$ 467,539
Solid Waste					
Landfill Construction	\$ 23,837	\$ -	\$ 696	\$ 696	\$ 23,837
Leachate Treatment Plant Outfall	344,693	-	10,063	10,063	344,693
SEIS Options For Section IV Access	29,851	-	871	871	29,851
Colesville Landfill Remediation (Part 2)	69,157	-	2,019	2,019	69,157
Colesville Landfill Remediation (Part 2)	31,199	-	911	911	31,199
Design Section III Closure	82,871	-	2,419	2,419	82,871
Landfill Rain Cap Section IV	61,747	-	1,803	1,803	61,747
Scale House Road And Facility	605,449	-	17,676	17,676	605,449
Solid Waste Management Plan Update	48,748	-	1,423	1,423	48,748
Landfill Road Reconstruction	758,301	-	22,138	22,138	758,301
Colesville Landfill Remediation (Part 2)	65,810	-	1,921	1,921	65,810
Construction of Section II & III Closure	155,994	-	4,554	4,554	155,994
Colesville Landfill Remediation	81,246	-	2,372	2,372	81,246
Total Solid Waste	\$ 2,358,903	\$ -	\$ 68,866	\$ 68,866	\$ 2,358,903

Serial Bonds
2010 Federally Taxable Issue - Build America Bonds (BABs) (Matures 2025) Continued

	2018 Beginning Balance	Principal Payment	Interest Payments		2018 Ending Balance
			First	Second	
Aviation					
Airport Parking Lot Rehabilitation	\$ 278,687	\$ -	\$ 8,136	\$ 8,136	\$ 278,687
Airport Corporate Hangar Improvements	144,793	-	4,227	4,227	144,793
Terminal Building Rehab.	29,249	-	854	854	29,249
Snow Removal Equipment	4,855	-	142	142	4,855
Terminal Building Improvements	116,995	-	3,416	3,416	116,995
T-Hangar Improvements	243,740	-	7,116	7,116	243,740
North Apron Rehabilitation Phase I	162,493	-	4,744	4,744	162,493
Main Apron Rehabilitation-Reconstruction	203,116	-	5,930	5,930	203,116
Total Aviation	<u>\$ 1,183,928</u>	<u>\$ -</u>	<u>\$ 34,565</u>	<u>\$ 34,565</u>	<u>\$ 1,183,928</u>
Fleet Management					
Fleet Replacement	\$ 21,665	\$ -	\$ 633	\$ 633	\$ 21,665
Fleet Replacement	64,998	-	1,898	1,898	64,998
Total Fleet Management	<u>\$ 86,663</u>	<u>\$ -</u>	<u>\$ 2,531</u>	<u>\$ 2,531</u>	<u>\$ 86,663</u>
Central Foods					
Central Foods Building Renovations	\$ 138,334	\$ -	\$ 4,039	\$ 4,039	\$ 138,334
Reconstruction of Central Foods	25,511	-	745	745	25,511
Total Central Foods	<u>\$ 163,845</u>	<u>\$ -</u>	<u>\$ 4,784</u>	<u>\$ 4,784</u>	<u>\$ 163,845</u>
Total 2010 Federally Taxable Issue - BABs	<u><u>\$ 17,455,000</u></u>	<u><u>\$ -</u></u>	<u><u>\$ 509,587</u></u>	<u><u>\$ 509,587</u></u>	<u><u>\$ 17,455,000</u></u>

Serial Bonds
2010 Federally Taxable Issue - Recovery Zone Economic Development Bonds (RZEDBs) (Matures 2025)

	<u>2018 Beginning Balance</u>	<u>Principal Payment</u>	<u>Interest Payments</u>		<u>2018 Ending Balance</u>
			<u>First</u>	<u>Second</u>	
General Fund					
Community College					
Technology Initiative	\$ 2,897	\$ -	\$ 85	\$ 85	\$ 2,897
Update Master Plan	478	-	14	14	478
Wales Building Renovation	9,160	-	267	267	9,160
Original Boiler Replacement Phase II	33,455	-	977	977	33,455
Feasibility Study	1,944	-	57	57	1,944
Energy Management Improvements	8,047	-	235	235	8,047
Roof Replacement - Phase II	39,977	-	1,167	1,167	39,977
West Gym Bleachers	10,108	-	295	295	10,108
Roadway & Lot Upgrades	4,957	-	145	145	4,957
Roof Replacement III	18,725	-	547	547	18,725
Science Building	19,344	-	565	565	19,344
Alms Building Demo & Site Restoration	17,364	-	507	507	17,364
Direct Digital Control	12,958	-	378	378	12,958
Natural Gas Piping Replacement	16,198	-	473	473	16,198
Total Community College	<u>\$ 195,612</u>	<u>\$ -</u>	<u>\$ 5,712</u>	<u>\$ 5,712</u>	<u>\$ 195,612</u>

Serial Bonds 2010 Federally Taxable Issue - Build America Bonds (BABs) (Matures 2025) Continued

	2018	Principal	Interest Payments		2018
	<u>Beginning Balance</u>	<u>Payment</u>	<u>First</u>	<u>Second</u>	<u>Ending Balance</u>
All Other General Fund					
COB - Parking Area Repairs - Design Phase	\$ 8,457	\$ -	\$ 247	\$ 247	\$ 8,457
Grippen Ice Rink Rehabilitation	19,204	-	561	561	19,204
Watershed Annual Maintenance	2,916	-	85	85	2,916
County Buildings Renovations	7,775	-	227	227	7,775
County Office Building Carpet	144	-	4	4	144
Public Safety Facility	3,881	-	113	113	3,881
Systematic Roof Replacement At County	14,254	-	416	416	14,254
Electronic Voting Machines	3,916	-	114	114	3,916
Fire Radio System Replacement Phase I	19,438	-	567	567	19,438
Regional Public Safety Training Facility	2,808	-	82	82	2,808
Parks Equipment Replacement	3,499	-	102	102	3,499
Parks Surface Rehabilitation	1,292	-	38	38	1,292
Forum Repairs/Renovations	1,166	-	34	34	1,166
Equipment Replacement (FEMA 06/06 Flood)	42,979	-	1,255	1,255	42,979
Parks Equipment Replacement (FEMA 06/06 Flood)	136	-	4	4	136
Watershed Annual Maintenance	3,704	-	108	108	3,704
County Buildings Renovations	4,939	-	144	144	4,939
County Office Building - Parking Area	296,555	-	8,658	8,658	296,555
Petroleum Storage Reg. Compliance	3,110	-	91	91	3,110
Public Safety Facility Repairs/Renovations	2,740	-	80	80	2,740
Computer Equipment Replacement & Update Technology	10,367	-	303	303	10,367
Voice Mail System Replacement - Unified	2,432	-	71	71	2,432
Parks Equipment Replacement	907	-	26	26	907
Black Creek Security Update At Jail	7,727	-	226	226	7,727
Watershed Regulatory Compliance Part 1	5,183	-	151	151	5,183
County Buildings Renovations	5,831	-	170	170	5,831
Petroleum Bulk Storage	1,944	-	57	57	1,944
Public Safety Facility Repairs/Renovations	2,916	-	85	85	2,916
Systematic Roof Replacement At County	5,615	-	164	164	5,615
Network Switches & PC Replacement	31,295	-	914	914	31,295
Parks Equipment Replacement	2,916	-	85	85	2,916
Portable Radio Replacement	1,551	-	45	45	1,551
Replace Financial, HR/Payroll Systems (Software)	72,199	-	2,108	2,108	72,199
Replace Financial, HR/Payroll Systems (Hardware)	10,367	-	303	303	10,367
Parks Upgrade	3,024	-	88	88	3,024
ERP System Phase II	212,843	-	6,214	6,214	212,843
Replace Oil-Water Separator at Fleet	4,082	-	119	119	4,082
External Building Repairs - Front Street Dog Shelter	2,916	-	85	85	2,916

Serial Bonds 2010 Federally Taxable Issue - Build America Bonds (BABs) (Matures 2025) Continued

	2018	Principal	Interest Payments		2018
	Beginning Balance	Payment	First	Second	Ending Balance
Parks Facilities Repairs & Renovations	2,073	-	61	61	2,073
Sheriff's Vehicle Replacement	8,639	-	252	252	8,639
Security at GHJB	3,939	-	115	115	3,939
Employee Timekeeper System/Scheduler	10,691	-	312	312	10,691
System Upgrades and Network Management	23,325	-	681	681	23,325
Tape Library and Computer Equipment	4,924	-	144	144	4,924
Hazardous Materials Response Vehicle	9,719	-	284	284	9,719
Vehicle Replacement	12,958	-	378	378	12,958
Forum Repairs/Renovations	5,831	-	170	170	5,831
Forum Seating	16,198	-	473	473	16,198
Parks Surface Rehabilitation	4,859	-	142	142	4,859
Parks Facilities Repairs and Renovations	3,240	-	95	95	3,240
Parks Vehicle Replacement	3,240	-	95	95	3,240
Total Other General Fund	\$ 936,664	\$ -	\$ 27,346	\$ 27,346	\$ 936,664
Total General Fund	\$ 1,132,276	\$ -	\$ 33,058	\$ 33,058	\$ 1,132,276
County Road					
Highway Reconstruction	\$ 7,302	\$ -	\$ 213	\$ 213	\$ 7,302
Colesville Rd./South St. Bridge Replace./Rehab.-Design	2,054	-	60	60	2,054
Highway Reconstruction	95,029	-	2,774	2,774	95,029
Bevier St. Bridge Reconstruction	75,306	-	2,199	2,199	75,306
South Street Bridge	13,412	-	392	392	13,412
Bridge Reconstruction	14,541	-	425	425	14,541
Road Reconstruction (FEMA - 06/06 Flood)	3,971	-	116	116	3,971
Bridge Reconstruction (FEMA - 11/06 Flood)	26,500	-	774	774	26,500
Highway Reconstruction/Repair	85,824	-	2,506	2,506	85,824
Repair Highway Culverts & Bridges	24,693	-	721	721	24,693
Highway Fire Alarm Suppression System	1,370	-	40	40	1,370
Highway Reconstruction/Rehabilitation	97,956	-	2,860	2,860	97,956
Colesville Rd. Bridge Replacement	60,728	-	1,773	1,773	60,728
Unanticipated Bridge Repairs	14,578	-	426	426	14,578
2nd Street, Deposit, Drainage	39,307	-	1,148	1,148	39,307
Highway Reconstruction/Rehabilitation	131,885	-	3,850	3,850	131,885
Nanticoke Drive Bridge Reconstruction	34,502	-	1,007	1,007	34,502
Highway Building Renovations	2,592	-	76	76	2,592
Vestal-Endicott Bridge Painting	170,250	-	4,970	4,970	170,250
Unanticipated Bridge/Culvert Repairs	19,438	-	567	567	19,438
Highway Reconstruction/Rehabilitation	144,163	-	4,209	4,209	144,163
Total County Roads	\$ 1,065,401	\$ -	\$ 31,106	\$ 31,106	\$ 1,065,401

Serial Bonds
2010 Federally Taxable Issue - Build America Bonds (BABs) (Matures 2025) Continued

	2018 Beginning Balance	Principal Payment	Interest Payments		2018 Ending Balance
			First	Second	
Road Machinery					
Highway Equipment Replacement	\$ 13,346	\$ -	\$ 390	\$ 390	\$ 13,346
Highway Equipment Replacement	18,142	-	530	530	18,142
Highway Equipment Replacement	51,380	-	1,500	1,500	51,380
Highway Vehicles Replacement	9,913	-	289	289	9,913
Highway Equipment Replacement	65,116	-	1,901	1,901	65,116
Total Road Machinery	<u>\$ 157,897</u>	<u>\$ -</u>	<u>\$ 4,610</u>	<u>\$ 4,610</u>	<u>\$ 157,897</u>
Library					
Computer Replacement - Public - Phase I	\$ 635	\$ -	\$ 19	\$ 19	\$ 635
Computer Replacement - Staff - Phase I	227	-	7	7	227
Computer Replacement - Staff - Phase II	309	-	9	9	309
Parking Lot Surface Treatment	428	-	12	12	428
Replacement of Decker Room Carpet	661	-	19	19	661
Security Cameras	145	-	4	4	145
Library Improvements & Renovations	3,043	-	89	89	3,043
Total Library	<u>\$ 5,448</u>	<u>\$ -</u>	<u>\$ 159</u>	<u>\$ 159</u>	<u>\$ 5,448</u>
Veterans' Arena					
Arena Primary Electric Repairs	\$ 2,916	\$ -	\$ 85	\$ 85	\$ 2,916
Arena Repairs/Renovations	1,296	-	38	38	1,296
Arena Repairs/Renovations	3,110	-	91	91	3,110
Arena Window Replacement - Wall At North End	27,431	-	801	801	27,431
Arena Repairs/Renovations	3,888	-	113	113	3,888
Arena Roof Systems Repair/Resurfacing	7,775	-	227	227	7,775
Arena Spotlights	1,166	-	34	34	1,166
Arena (Safety) Improvements	25,917	-	757	757	25,917
Arena Bathroom Renovations for ADA	4,859	-	142	142	4,859
Arena Repairs/Renovations	9,719	-	284	284	9,719
Total Veterans' Arena	<u>\$ 88,077</u>	<u>\$ -</u>	<u>\$ 2,572</u>	<u>\$ 2,572</u>	<u>\$ 88,077</u>
En-Joie Golf Course					
Golf Course Reconstruction	\$ 7,913	\$ -	\$ 231	\$ 231	\$ 7,913
Total En-Joie Golf Course	<u>\$ 7,913</u>	<u>\$ -</u>	<u>\$ 231</u>	<u>\$ 231</u>	<u>\$ 7,913</u>

Serial Bonds
2010 Federally Taxable Issue - Build America Bonds (BABs) (Matures 2025) Continued

	2018 <u>Beginning Balance</u>	Principal <u>Payment</u>	Interest Payments		2018 <u>Ending Balance</u>
			<u>First</u>	<u>Second</u>	
Transit					
Intermodal Transit Terminal	\$ 130,161	\$ -	\$ 3,800	\$ 3,800	\$ 130,161
5 - 24 Passenger Buses	34,270	-	1,000	1,000	34,270
Transit Building Renovations	9,071	-	265	265	9,071
Total Transit	<u>\$ 173,502</u>	<u>\$ -</u>	<u>\$ 5,065</u>	<u>\$ 5,065</u>	<u>\$ 173,502</u>
Willow Point					
WPNH Room Renovations	\$ 18,811	\$ -	\$ 549	\$ 549	\$ 18,811
New 380 Bed Facility	33,692	-	984	984	33,692
New Electrical Beds	4,643	-	136	136	4,643
WPNH Resident Contained Smoking Area	3,888	-	113	113	3,888
HVAC Repairs	6,479	-	189	189	6,479
Kiosk Stations	3,110	-	91	91	3,110
Resident Furniture & Room Care Equipment	1,555	-	45	45	1,555
WPNH Renovations And Repairs	7,581	-	221	221	7,581
HVAC Replacement/Repairs	7,289	-	213	213	7,289
Therapy Module - Software & Hardware	1,396	-	41	41	1,396
WPNH Building Improvements	4,769	-	139	139	4,769
Total Willow Point	<u>\$ 93,213</u>	<u>\$ -</u>	<u>\$ 2,721</u>	<u>\$ 2,721</u>	<u>\$ 93,213</u>
Solid Waste					
Landfill Construction	\$ 4,752	\$ -	\$ 139	\$ 139	\$ 4,752
Leachate Treatment Plant Outfall	68,721	-	2,006	2,006	68,721
SEIS Options For Section IV Access	5,951	-	174	174	5,951
Colesville Landfill Remediation (Part 2)	13,788	-	403	403	13,788
Colesville Landfill Remediation (Part 2)	6,220	-	182	182	6,220
Design Section III Closure	16,522	-	482	482	16,522
Landfill Rain Cap Section IV	12,311	-	359	359	12,311
Scale House Road And Facility	120,708	-	3,524	3,524	120,708
Solid Waste Management Plan Update	9,719	-	284	284	9,719
Landfill Road Reconstruction	151,182	-	4,414	4,414	151,182
Colesville Landfill Remediation (Part 2)	13,120	-	383	383	13,120
Construction of Section II & III Closure	31,100	-	908	908	31,100
Colesville Landfill Remediation	16,198	-	473	473	16,198
Total Solid Waste	<u>\$ 470,292</u>	<u>\$ -</u>	<u>\$ 13,731</u>	<u>\$ 13,731</u>	<u>\$ 470,292</u>

Serial Bonds
2010 Federally Taxable Issue - Build America Bonds (BABs) (Matures 2025) Continued

	2018 <u>Beginning Balance</u>	Principal Payment	Interest Payments		2018 <u>Ending Balance</u>
			First	Second	
Aviation					
Airport Parking Lot Rehabilitation	\$ 55,562	\$ -	\$ 1,622	\$ 1,622	\$ 55,562
Airport Corporate Hangar Improvements	28,867	-	843	843	28,867
Terminal Building Rehab.	5,831	-	170	170	5,831
Snow Removal Equipment	968	-	28	28	968
Terminal Building Improvements	23,325	-	681	681	23,325
T-Hangar Improvements	48,594	-	1,419	1,419	48,594
North Apron Rehabilitation Phase I	32,396	-	946	946	32,396
Main Apron Rehabilitation-Reconstruction	40,495	-	1,182	1,182	40,495
Total Aviation	<u>236,038</u>	-	<u>6,891</u>	<u>6,891</u>	<u>236,038</u>
Fleet Management					
Fleet Replacement	\$ 4,320	\$ -	\$ 126	\$ 126	\$ 4,320
Fleet Replacement	12,958	-	378	378	12,958
Total Fleet Management	<u>\$ 17,278</u>	\$ -	<u>\$ 504</u>	<u>\$ 504</u>	<u>\$ 17,278</u>
Central Foods					
Central Foods Building Renovations	\$ 27,579	\$ -	\$ 805	\$ 805	\$ 27,579
Reconstruction of Central Foods	5,086	-	148	148	5,086
Total Central Foods	<u>\$ 32,665</u>	\$ -	<u>\$ 953</u>	<u>\$ 953</u>	<u>\$ 32,665</u>
Total 2010 Federally Taxable Issue - RZEDBs	<u><u>\$ 3,480,000</u></u>	<u><u>\$ -</u></u>	<u><u>\$ 101,601</u></u>	<u><u>\$ 101,601</u></u>	<u><u>\$ 3,480,000</u></u>

Serial Bonds
2011 Issue (Matures 2019)

	2018 Beginning Balance	Principal Payment	Interest Payments		2018 Ending Balance
			First	Second	
General Fund					
Community College					
Student Activities/Athletic Facility	\$ 852,057	\$ 276,904	\$ 11,879	\$ 8,273	\$ 575,153
All Other General Fund					
Public Safety Facility	\$ 100,264	\$ 32,584	\$ 1,398	\$ 974	\$ 67,680
GHJB Reno/Construct Annex	1,581,524	513,969	22,048	15,356	1,067,555
Reconstruct Gov't Plaza Deck	213,809	69,484	2,981	2,076	144,325
Network Upgrade & Equipment Replace	24,954	8,110	348	242	16,844
DMV Building Acquisition	38,582	12,538	538	375	26,044
COB Elevator Upgrade	41,889	13,613	584	407	28,276
COB Fire Alarm System Replacement	62,834	20,420	876	610	42,414
Forum Roof System Replacement	211,774	68,823	2,952	2,056	142,951
Total Other General Fund	<u>\$ 2,275,630</u>	<u>\$ 739,541</u>	<u>\$ 31,725</u>	<u>\$ 22,096</u>	<u>\$ 1,536,089</u>
Total General Fund	<u>\$ 3,127,687</u>	<u>\$ 1,016,445</u>	<u>\$ 43,604</u>	<u>\$ 30,369</u>	<u>\$ 2,111,242</u>
County Road					
Highway Reconstruction/Rehabilitation	\$ 411	\$ 134	\$ 6	\$ 4	\$ 277
Highway Reconstruction/Rehabilitation	31,505	10,239	439	306	21,266
Bridge Cleaning & Painting	21,146	6,872	295	205	14,274
Bridge Reconstruction/Rehabilitation	75,657	24,587	1,055	735	51,070
Highway Reconstruction	62,592	20,341	873	608	42,251
Highway Reconstruction/Rehabilitation	334,370	108,665	4,662	3,247	225,705
Highway Reconstruction/Rehabilitation	372,350	121,007	5,191	3,615	251,343
Federal Bridge Aid Program	335,117	108,907	4,672	3,254	226,210
Highway Reconstruction/Rehabilitation	418,893	136,133	5,840	4,067	282,760
Total County Roads	<u>\$ 1,652,041</u>	<u>\$ 536,885</u>	<u>\$ 23,033</u>	<u>\$ 16,041</u>	<u>\$ 1,115,156</u>
Road Machinery					
Highway Maintenance Facility	\$ 83,586	\$ 27,164	\$ 1,165	\$ 812	\$ 56,422
Highway Equipment Replacement	34,658	11,263	483	337	23,395
Highway Equipment Replacement	112,186	36,459	1,564	1,089	75,727
Total Road Machinery	<u>\$ 230,430</u>	<u>\$ 74,886</u>	<u>\$ 3,212</u>	<u>\$ 2,237</u>	<u>\$ 155,544</u>

Serial Bonds
2011 Issue (Matures 2019) Continued

	2018	Principal Payment	Interest Payments		2018
	<u>Beginning Balance</u>		First	Second	<u>Ending Balance</u>
Transit					
Transit Coach Replacement	\$ 4,384	\$ 1,425	\$ 61	\$ 43	\$ 2,959
Total Transit	<u>\$ 4,384</u>	<u>\$ 1,425</u>	<u>\$ 61</u>	<u>\$ 43</u>	<u>\$ 2,959</u>
Willow Point					
Parking Lot Construction	\$ 88,684	\$ 28,821	\$ 1,236	\$ 861	\$ 59,863
Resident Lift Program Equipment	18,617	6,050	260	181	12,567
WPNH Building Feasibility Study	24,512	7,966	342	238	16,546
Total Willow Point	<u>\$ 131,813</u>	<u>\$ 42,837</u>	<u>\$ 1,838</u>	<u>\$ 1,280</u>	<u>\$ 88,976</u>
Solid Waste					
Leachate Treatment Facility	\$ 10,734	\$ 3,488	\$ 150	\$ 104	\$ 7,246
Landfill Gas Recovery System	36,706	11,929	512	356	24,777
Leachate Storage Tank Design	5,244	1,704	73	51	3,540
Landfill Water Supply	1,358,911	441,623	18,945	13,195	917,288
Landfill Public Sewer System	110,542	35,924	1,541	1,073	74,618
Salt/Sand Storage Facility	30,480	9,906	425	296	20,574
Landfill Equipment	229,182	74,480	3,195	2,225	154,702
Landfill New Construction	442,166	143,697	6,164	4,293	298,469
Total Solid Waste	<u>\$ 2,223,965</u>	<u>\$ 722,751</u>	<u>\$ 31,005</u>	<u>\$ 21,593</u>	<u>\$ 1,501,214</u>
Aviation					
Airport Utility Enhancement	\$ 14,680	\$ 4,771	\$ 205	\$ 143	\$ 9,909
Total Aviation	<u>\$ 14,680</u>	<u>\$ 4,771</u>	<u>\$ 205</u>	<u>\$ 143</u>	<u>\$ 9,909</u>
Total 2011 Issue	<u><u>\$ 7,385,000</u></u>	<u><u>\$ 2,400,000</u></u>	<u><u>\$ 102,958</u></u>	<u><u>\$ 71,706</u></u>	<u><u>\$ 4,985,000</u></u>

Serial Bonds
2013 Issue (Matures 2017)

	2018 <u>Beginning Balance</u>	Principal <u>Payment</u>	Interest Payments		2018 <u>Ending Balance</u>
			First	Second	
General Fund					
Community College					
Student Activities/Athletic Facility	\$ 33,136	\$ 33,136	\$ 663	\$ -	\$ -
Roof Replacement Phase I	34,063	34,063	681	-	-
Original Boiler Replacement Phase I	21,723	21,723	434	-	-
Total Community College	<u>\$ 88,922</u>	<u>\$ 88,922</u>	<u>\$ 1,778</u>	<u>\$ -</u>	<u>\$ -</u>
All Other General Fund					
COB Elevator Controls Upgrade	\$ 13,747	\$ 13,747	\$ 275	\$ -	\$ -
COB Fire Alarm System Replacement	21,733	21,733	435	-	-
Communications Van Replacement	4,668	4,668	93	-	-
Parks Equipment Replacement	15,444	15,444	309	-	-
Federal EPA Oil Spill Plan Compliance	14,632	14,632	293	-	-
County Buildings Renovations	23,515	23,515	470	-	-
Microwave System Replacement	58,529	58,529	1,171	-	-
Computer Equipment Replacement Phase IV	39,715	39,715	794	-	-
Watershed Reconstruction Repair	7,838	7,838	157	-	-
County Buildings Renovations	26,128	26,128	523	-	-
COB - Parking Area Repairs - Design Phase	18,079	18,079	362	-	-
Systematic Roof Replacement At County Facilities	62,707	62,707	1,254	-	-
Vehicle Locator System	36,416	36,416	728	-	-
Computer Equipment Replacement & Update Technology	79,953	79,953	1,599	-	-
Grippen Ice Rink Rehabilitation	10,452	10,452	209	-	-
Parks Equipment Replacement	19,335	19,335	387	-	-
Parks Playground Equipment and Shelters	15,677	15,677	314	-	-
Parks Surface Rehabilitation	17,768	17,768	355	-	-
Emergency Surveillance Equipment Improvements	5,354	5,354	107	-	-
Electronic Document Mgt. System - DSS	25,051	25,051	501	-	-
County Buildings Renovations Equipment	6,271	6,271	125	-	-
Western Broome Senior Citizen Center	12,332	12,332	247	-	-
Total Other General Fund	<u>\$ 535,344</u>	<u>\$ 535,344</u>	<u>\$ 10,708</u>	<u>\$ -</u>	<u>\$ -</u>
Total General Fund	<u>\$ 624,266</u>	<u>\$ 624,266</u>	<u>\$ 12,486</u>	<u>\$ -</u>	<u>\$ -</u>

Serial Bonds
2013 Issue (Matures 2017) Continued

	2018	Principal	Interest Payments		2018
	<u>Beginning Balance</u>	<u>Payment</u>	<u>First</u>	<u>Second</u>	<u>Ending Balance</u>
County Road					
Highway Recon./Rehab. Caldwell Hill Rd.	\$ 15,503	\$ 15,503	\$ 310	\$ -	\$ -
Road Reconstruction/Rehabilitation	14,523	14,523	290	-	-
Highway Reconstruction	95,114	95,114	1,902	-	-
Highway Reconstruction	6,124	6,124	122	-	-
Bridge Repair and Culvert Replacement/Recon.	3,933	3,933	79	-	-
Colesville Rd./South St. Bridge Replace./Rehab. - Design	5,281	5,281	106	-	-
Total County Roads	<u>\$ 140,478</u>	<u>\$ 140,478</u>	<u>\$ 2,809</u>	<u>\$ -</u>	<u>\$ -</u>
Road Machinery					
Highway Equipment Replacement	\$ 5,258	\$ 5,258	\$ 105	\$ -	\$ -
Highway Equipment Replacement	41,099	41,099	822	-	-
Highway Equipment Replacement	23,451	23,451	469	-	-
Highway Equipment Replacement	96,003	96,003	1,920	-	-
Total Road Machinery	<u>\$ 165,811</u>	<u>\$ 165,811</u>	<u>\$ 3,316</u>	<u>\$ -</u>	<u>\$ -</u>
Library					
DYNIX Upgrade	\$ 3,923	\$ 3,923	\$ 78	\$ -	\$ -
Total Library	<u>\$ 3,923</u>	<u>\$ 3,923</u>	<u>\$ 78</u>	<u>\$ -</u>	<u>\$ -</u>
Transit					
Electronic Fare Box Replacement	\$ 12,820	\$ 12,820	\$ 256	\$ -	\$ -
Total Transit	<u>\$ 12,820</u>	<u>\$ 12,820</u>	<u>\$ 256</u>	<u>\$ -</u>	<u>\$ -</u>

Serial Bonds
2013 Issue (Matures 2017) Continued

	2018 Beginning Balance	Principal Payment	Interest Payments		2018 Ending Balance
			First	Second	
Willow Point					
Parking Lot Construction	\$ 261	\$ 261	\$ 5	\$ -	\$ -
Replacement of Chillers and Cooling Towers	3,202	3,202	64	-	-
Generator Replacement	687	687	14	-	-
Nurses Stations Renovations	1,038	1,038	21	-	-
WPNH Med Room Renovation	3,431	3,431	69	-	-
Total Willow Point	<u>\$ 8,619</u>	<u>\$ 8,619</u>	<u>\$ 173</u>	<u>\$ -</u>	<u>\$ -</u>
Solid Waste					
Landfill Gas Recovery Facility	\$ 64,334	\$ 64,334	\$ 1,287	\$ -	\$ -
Landfill Public Water Supply	254,111	254,111	5,082	-	-
Landfill Public Sewer System	9,291	9,291	186	-	-
Landfill Construction	302,092	302,092	6,042	-	-
Partial Landfill Closure	197,323	197,323	3,946	-	-
Landfill Property Acquisition	2,634	2,634	53	-	-
Total Solid Waste	<u>\$ 829,785</u>	<u>\$ 829,785</u>	<u>\$ 16,596</u>	<u>\$ -</u>	<u>\$ -</u>
Aviation					
Airport Utility Enhancement	\$ 26,910	\$ 26,910	\$ 538	\$ -	\$ -
Airport Utility Enhancement Project, Phase II	28,925	28,925	579	-	-
Total Aviation	<u>\$ 55,835</u>	<u>\$ 55,835</u>	<u>\$ 1,117</u>	<u>\$ -</u>	<u>\$ -</u>
Fleet Management					
Fleet Replacement	\$ 20,939	\$ 20,939	\$ 419	\$ -	\$ -
Fleet Replacement	71,087	71,087	1,422	-	-
Total Fleet Management	<u>\$ 92,026</u>	<u>\$ 92,026</u>	<u>\$ 1,841</u>	<u>\$ -</u>	<u>\$ -</u>
Central Foods					
Renovations For Structural Improvements	\$ 16,437	\$ 16,437	\$ 329	\$ -	\$ -
Total Central Foods	<u>\$ 16,437</u>	<u>\$ 16,437</u>	<u>\$ 329</u>	<u>\$ -</u>	<u>\$ -</u>
Total 2013 Issue	<u><u>\$ 1,950,000</u></u>	<u><u>\$ 1,950,000</u></u>	<u><u>\$ 39,001</u></u>	<u><u>\$ -</u></u>	<u><u>\$ -</u></u>

Serial Bonds
2016 Issue (Matures 2035)

	2018 Beginning Balance	Principal Payment	Interest Payments		2018 Ending Balance
			First	Second	
General Fund					
Community College					
Science Building	\$ 530,044	\$ 17,021	\$ 12,340	\$ 6,069	\$ 513,023
Wales Building Upgrades	145,564	4,674	3,389	1,667	140,890
Roofs Replacement IV	83,459	2,680	1,943	956	80,779
Total Community College	<u>\$ 759,067</u>	<u>\$ 24,375</u>	<u>\$ 17,672</u>	<u>\$ 8,692</u>	<u>\$ 734,692</u>
All Other General Fund					
COPS Advance Refunding	\$ 9,305,000	\$ 298,804	\$ 216,634	\$ 106,546	\$ 9,006,196
Watershed Regulatory Compliance	112,000	3,597	2,608	1,282	108,403
Courthouse Air Handler Replacement	136,675	4,389	3,182	1,565	132,286
Systematic Roof Replacement at County	65,826	2,114	1,533	754	63,712
Watershed Annual Maintenance	36,972	1,187	861	423	35,785
Courthouse Steps	50,000	1,606	1,164	573	48,394
Spill Prevention/Petroleum Bulk Storage	39,286	1,262	915	450	38,024
Watershed Annual Maintenance	44,799	1,439	1,043	513	43,360
Watershed Regulatory Compliance	135,000	4,335	3,143	1,546	130,665
County Buildings Renovations	149,711	4,807	3,486	1,714	144,904
Systematic Roof Replacement - County Buildings	73,332	2,355	1,707	840	70,977
County Building Renovations	3,884	125	90	44	3,759
Forum Repairs/Renovations	150,000	4,817	3,492	1,718	145,183
Otsiningo Bathroom	65,316	2,097	1,521	748	63,219
Parks Facilities Repairs & Renovations	37,750	1,212	879	432	36,538
Total Other General Fund	<u>\$ 10,405,551</u>	<u>\$ 334,146</u>	<u>\$ 242,258</u>	<u>\$ 119,148</u>	<u>\$ 10,071,405</u>
Total General Fund	<u>\$ 11,164,618</u>	<u>\$ 358,521</u>	<u>\$ 259,930</u>	<u>\$ 127,840</u>	<u>\$ 10,806,097</u>

Serial Bonds
2016 Issue (Matures 2035) Continued

	2018 <u>Beginning Balance</u>	Principal <u>Payment</u>	Interest Payments		2018 <u>Ending Balance</u>
			First	Second	
County Road					
Highway Reconstruction/Rehabilitation	\$ 3,105	\$ 100	\$ 72	\$ 36	\$ 3,005
Highway Reconstruction/Rehabilitation	1,476,742	47,421	34,381	16,909	1,429,321
Killawog Rd & Oregon Hill Rd Bridges	407,614	13,089	9,490	4,667	394,525
Unanticipated Bridge/Culvert Repairs	220,801	7,090	5,141	2,528	213,711
West Hill Rd Bridge Rehabilitation/Scour	134,934	4,333	3,141	1,545	130,601
Highway Reconstruction/Rehabilitation	1,631,662	52,396	37,988	18,683	1,579,266
Unanticipated Bridge/Culvert Repairs	229,080	7,356	5,333	2,623	221,724
Total County Roads	<u>\$ 4,103,938</u>	<u>\$ 131,785</u>	<u>\$ 95,545</u>	<u>\$ 46,991</u>	<u>\$ 3,972,153</u>
Road Machinery					
Highway Equipment Replacement	\$ 21,824	\$ 701	\$ 508	\$ 250	\$ 21,123
Highway Equipment Replacement	332,883	10,690	7,750	3,812	322,193
Highway Equipment Replacement	604,991	19,428	14,085	6,927	585,563
Total Road Machinery	<u>\$ 959,698</u>	<u>\$ 30,819</u>	<u>\$ 22,343</u>	<u>\$ 10,989</u>	<u>\$ 928,879</u>
Vet/Veterans' Arena					
Arena Repairs/Renovations	\$ 89,582	\$ 2,877	\$ 2,086	\$ 1,026	\$ 86,705
Repair/Replace Arena HVAC Equipment	255,858	8,216	5,957	2,930	247,642
Total Veterans' Arena	<u>\$ 345,440</u>	<u>\$ 11,093</u>	<u>\$ 8,043</u>	<u>\$ 3,956</u>	<u>\$ 334,347</u>
Transit					
Intermodal Transit Terminal	\$ 454,160	\$ 14,584	\$ 10,574	\$ 5,200	\$ 439,576
Total Transit	<u>\$ 454,160</u>	<u>\$ 14,584</u>	<u>\$ 10,574</u>	<u>\$ 5,200</u>	<u>\$ 439,576</u>

Serial Bonds
2016 Issue (Matures 2035) Continued

	2018 Beginning Balance	Principal Payment	Interest Payments		2018 Ending Balance
			First	Second	
Solid Waste					
Scale House Road And Facility	\$ 22,140	\$ 711	\$ 515	\$ 254	\$ 21,429
Landfill Road Reconstruction	82,972	2,664	1,932	950	80,308
Construction of Section II & III Closure	1,187,973	38,148	27,658	13,603	1,149,825
Landfill Equipment	121,822	3,912	2,836	1,395	117,910
Design/Construction Review for Section IV Cells II & III	306,744	9,850	7,141	3,512	296,894
Colesville Landfill Remediation	382,371	12,279	8,902	4,378	370,092
Construction Section IV Cell II	2,452,296	78,748	57,093	28,080	2,373,548
Design & Construction Review Section IV Cells III & IV	88,488	2,842	2,060	1,013	85,646
Landfill Groundwater Remediation Feasibility Study	242,050	7,773	5,635	2,772	234,277
Total Solid Waste	<u>\$ 4,886,856</u>	<u>\$ 156,927</u>	<u>\$ 113,772</u>	<u>\$ 55,957</u>	<u>\$ 4,729,929</u>
Aviation					
Hangar Improvements	\$ 27,881	\$ 895	\$ 649	\$ 319	\$ 26,986
Rental Car Service Facility Replacement	167,409	5,376	3,898	1,917	162,033
Total Aviation	<u>\$ 195,290</u>	<u>\$ 6,271</u>	<u>\$ 4,547</u>	<u>\$ 2,236</u>	<u>\$ 189,019</u>
Total 2016 Issue	<u><u>\$ 22,110,000</u></u>	<u><u>\$ 710,000</u></u>	<u><u>\$ 514,754</u></u>	<u><u>\$ 253,169</u></u>	<u><u>\$ 21,400,000</u></u>

Bond Anticipation Notes
Issue Date 5/4/17
Maturity Date 5/4/18

	Amount <u>Outstanding</u>		Amount <u>Outstanding</u>
All Other General Fund		All Other General Fund - Continued	
14 Digitize Permanent Records	\$ 67,000	17 Replace Civil Division System	\$ 105,000
17 Voting Machine Replacements	220,000	17 Vehicle Replacement	225,000
13 Computer Equipment Replacement/Update Technology	190,930	15 Forum Repairs/Renovations	15,000
14 Computer Equipment Replacement/Update Technology	495,490	12 Parks Surface Rehabilitation	53,724
15 Computer Hardware & Software Replace/Update	556,000	14 Farmers Market Construction	692,175
15 Dark Fiber Installation	716,667	14 Parks Equipment (Bobcat)	35,916
16 Computer Equipment Replacement/Update Technology	512,000	14 Parks Equipment Replacement	49,689
17 Computer Equipment Replacement/Update Technology	450,000	14 Parks Facilities Repairs & Renovations	19,989
11 Spill Prevention/Petroleum Bulk Storage	96,000	15 Otsiningo Pond Loop Trail Project	43,334
12 County Buildings Energy Efficiency	45,381	15 Parks Facilities Repairs & Renovations	21,666
13 Watershed Hazard Mitigation Studies	40,000	15 Parks Surface Rehabilitation	21,666
13 Watershed Annual Maintenance	52,650	15 Parks Vehicle Replacement	33,750
13 County Building Renovations	97,262	16 Parks Facilities Repair & Renovation	81,000
14 Watershed Annual Maintenance	45,500	16 Parks Mower Replacement	72,000
14 County Building Renovations	157,740	16 Parks Surface Rehabilitation	70,000
14 Systematic Roof Replacement at County Facilities	120,000	17 Parks Facility Repairs & Renovation	75,000
14 South Otsiningo Trail	69,126	12 Update Tax Receivable Database	18,689
15 Watershed Annual Maintenance	52,000	14 Stormwater Infrastructure	62,944
15 Resurface Public Safety Facility Parking Lot	418,500	Total All Other General Fund	<u>\$ 14,816,561</u>
15 Senior Centers Parking Lot Repairs	120,000	Community College (BCC)	
15 Systematic Roof Replacement at County Facilities	129,874	09 Science Building	\$ 5,964,492
16 Watershed Annual Maintenance	67,500	09 Roof Replacement III	17,628
16 Construction Equipment Replacement	205,333	11 Hazardous Materials	113,378
16 County & Family Court Annex Repairs/Renovations	166,564	11 Wales Building Upgrades	1,126,397
16 Renovations County Buildings	160,000	12 Electrical Infrastructure	155,803
16 Systematic Roof Repairs at County Facilities	393,998	12 HVAC Upgrades/Replacement	208,798
16 Public Safety Facility Electric	191,445	12 Roofs Replacement IV	8,818
17 County Regulatory/Environmental Compliance/Maintenance	130,000	12 Water & Sewer Renovations/Upgrades	217,931
17 Watershed Site 9A Compliance Upgrade Design/Permit	230,000	13 Sidewalks, Roadways, & Other Parking Lots	36,301
17 County Building Renovations	150,000	14 HVAC & Roof Critical Replacements	183,438
17 Public Safety Facility Repairs/Renovation	150,000	14 Master Plan Update	60,000
17 Systematic Roof Repairs at County Facilities	400,000	13 Music Suite Renovations	223,883
14 Uninterruptible Power Supply (UPS) Replacement - 911	48,000	15 Downtown Campus Phase I	2,410,796
15 OES Land Purchase	186,666	15 Electrical Infrastructure II	140,000
15 OES Tower Site Land Preparation	160,000	15 Simulated Clean Room and Equipment	803,000
16 Public Safety Communications System Upgrade	600,000	16 Downtown Campus Phase II	2,588,000
14 Conversion of Gym to Dormitory	1,381,810	16 Core Building Rehab Phase I	3,927,313
14 Sheriff Medical Addition	3,502,726	17 Geothermal Heating & Cooling	390,438
15 Road Patrol In-Car IT Upgrades	27,524	Total Community College	<u>\$ 18,576,414</u>
15 Vehicle Replacement	83,333		
16 Vehicle Replacement	155,000	Total General Fund	<u>\$ 33,392,975</u>
17 Body Armor Vests	78,000		

Bond Anticipation Notes

Issue Date 5/4/17

Maturity Date 5/4/18

	Amount Outstanding		Amount Outstanding
Aviation		Solid Waste	
03 Airport Utility Enhancement Project, Phase II	\$ 320,337	11 Colesville Landfill Remediation	\$ 57,000
10 Hangar Improvements	101,700	12 Design & Construction Review Section IV Cells III & IV	665,971
12 Rental Car Service Facility Replacement	2,144,363	12 Landfill Groundwater Remediation Feasibility Study	51,619
13 West Apron Rehab Construction	162,272	14 Construction of Section IV Cell III	3,220,000
13 North Apron Rehab Phase 2 Design	6,000	14 Construction of Sewer Line	5,713,014
13 Geothermal Project	159,736	14 Landfill Equipment	626,375
14 Security Improvements	32,850	14 Landfill Gas Collection System	187,217
15 North Apron Rehab-Phase II-Construction	35,165	15 Colesville Landfill Remediation	84,042
15 Taxiway H & K Rehab/Extension Design	5,000	17 Excavation of Section IV, Cell IV	500,000.0
16 Snow Removal Equipment Replacement	35,000	17 Leachate Plant Modification	100,000.0
16 Runway 16 Rehab/Construction	599,000	17 Section V Plan & Permit Modification	300,000.0
17 Master Plan Update	5,800	Total Solid Waste Fund	<u>\$ 11,505,238</u>
Total Aviation Fund	<u>\$ 3,607,223</u>		
		Road Machinery	
Veteran's Arena		13 Highway Equipment Replacement	\$ 486,574
12 Repair/Replace Arena HVAC Equipment	\$ 6,811	14 Highway Equipment Replacement	517,372
13 Arena Seating	14,384	15 Highway Equipment Replacement	711,215
14 Arena Efficiency Project	878,131	16 Highway Equipment Replacement	840,000
14 Arena Improvement Project	273,805	17 Highway Equipment Replacement	960,000
16 Arena Security Upgrades	70,000	Total Road Machinery Fund	<u>\$ 3,515,161</u>
Total Veteran's Arena Fund	<u>\$ 1,243,131</u>		
		Fleet Management	
Transit		15 DPW - Fleet Replacement	\$ 83,333
13 Transit Coach Replacement	\$ 119,779	16 DPW - Fleet Replacement	196,667
14 Purchase of Service Vehicle	27,719	Total Fleet Management Fund	<u>\$ 280,000</u>
16 Parking Lot Pavement/Expansion	225,000		
Total Transit Fund	<u>\$ 372,498</u>		

Bond Anticipation Notes
Issue Date 5/4/17
Maturity Date 5/4/18

Amount
Outstanding

Amount
Outstanding

County Road

11 Killawog Rd & Oregon Hill Rd Bridges	\$ 14,000
12 Airport Road Reconstruction - Design	131,429
12 East Windsor Rd. Bridge	155,966
13 Highway Reconstruction/Rehabilitation	1,648,675
13 Killawog Rd Bridge Replacement	488,074
13 River Rd Bridge Replacement Design	130,228
13 Unanticipated Bridge/Culvert Repairs	179,841
14 Highway Reconstruction/Rehabilitation	1,800,000
14 Hooper Rd Bridge Rehab - Construction	20,971
14 Unanticipated Bridge/Culvert Repairs	340,000
14 East Windsor Rd. Bridge	722,683
15 Highway Reconstruction/Rehabilitation	1,950,198
15 County Bridge and Culvert Flag Repairs	359,969
15 Ganoungton Rd. Culvert Replacement	272,550
15 River Rd. Bridge Rehab. (Construction)	86,053
15 Bridge Structural Steel Cleaning/Painting - Design	78,114
16 Highway Reconstruction/Rehabilitation	3,156,333
16 Airport Rd Four Lane Road Rehab/Construction	560,000
16 Bridge Structural Steel Cleaning/Painting	256,500
16 County Bridge & Culvert Flag Repairs	380,000
17 Highway Reconstruction/Rehabilitation	2,776,902
17 County Bridge & Culvert Flag Repairs	380,000
17 Old Route 17 Bridge (BIN 3349850) Design	120,000
17 Upper Lisle Rd. Bridge Design (BIN 3349680)	31,000
17 Oregon Hill Rd. Bridge (BIN 3349520)	100,000
Total County Road	<u>\$ 16,139,486</u>

Willow Point Nursing Home

13 Betterment & Improvements	\$ 23,812
13 Sprinkler System	812,743
14 Betterment & Improvements	81,600
15 Nurse Call System	135,000
16 Betterments & Improvements	99,000
16 Equipment & Furnishings Replacement	10400
16 Portable Oxygen Concentrators	40,400
16 Roofing Replacement	70,000
16 Therapy Room	65,333
17 HVAC Upgrades & Improvements	500,000
17 Roofing Replacements	400,000
Total Willow Point Nursing Home	<u>\$ 2,238,288</u>

Total Bond Anticipation Notes

\$ 72,294,000

Bond Anticipation Notes Payment Schedule

Project Title	Fund	Department	Total BAN 5/4/2017	Principal Paydown 5/4/2018	Interest Due 5/4/2018
General	1010	91000099	\$ 14,816,561	\$ 2,466,249	\$ 370,414
General BCC	1010	91000099	18,576,414	1,194,232	464,410
Total General Fund			\$ 33,392,975	\$ 3,660,481	\$ 834,824
Arena	3110	39020008	1,243,131	112,665	31,078
County Road	3120	29010505	16,139,486	1,270,723	403,487
Road Machinery	3160	30020305	3,515,161	367,908	87,879
Aviation	2010	28040005	3,607,223	237,673	90,181
Solid Waste	2020	38020007	11,505,238	624,208	287,631
Transit	2040	31010505	372,498	98,750	9,313
Willow Point NH	2050	27040004	2,238,288	355,253	55,957
Fleet Management	2070	09020001	280,000	181,667	7,000
Total All Funds			\$ 72,294,000	\$ 6,909,328	\$ 1,807,350

Statement of
Authorized Unissued Debt
For Current Capital Projects

	Resolution	Debt Authorized	Debt Unborrowed
Serial Bonds			
Arena/Forum			
Arena Security Upgrades	17-116	\$ 75,000	\$ 5,000
Aviation			
Airport Utility Enhancement Project, Phase II	03-179, 14-122	\$ 850,000	\$ 84
North Apron Rehab-Phase II-Design	13-569	237,500	39,988
Geothermal Energy Improvement Project	13-569	350,000	5,400
Security Improvements	15-73	1,066,356	141,738
Sustainable Management Plan	15-73	130,000	12,560
Environmental for MPU Project - EA	14-558	150,000	150,000
North Apron Rehab-Phase II-Construction	14-558	2,404,570	260,278
Taxiway H & K Rehab/Extension Design	14-558	350,000	345,000
Airport Wildlife Hazard Assessment Study	16-76	75,000	75,000
Snow Removal Equipment Replacement	15-403	650,000	650,000
Taxiway H&K Rehab/Ext - Design	15-403	350,000	315,000
Aviation SRE Equipment Replacement	17-116	11,388,054	7,483,882
Master Plan Update	16-425	650,000	650,000
	16-425	800,000	794,200
Broome Community College			
Science Building	08-744, 11-543	\$ 21,942,696	\$ 882,265
Electrical Infrastructure	11-549	500,000	82,713
Sidewalks, Roadways & Other Parking Lots	12-568	500,000	276,757
HVAC & Roof Critical Replacements	13-570	500,000	8,169
Music Suite Renovations	13-569	500,000	58,883
Downtown Campus Phase I	14-558	6,175,000	3,202,204
Electrical Infrastructure II	14-558	350,000	175,000
Simulated Clean Room and Equipment	14-558	2,813,000	2,000,000
Downtown Campus Phase II	15-403	8,675,000	6,087,000
Core Building Rehab Phase I	17-116	7,300,000	3,204,153
Geothermal Heating & Cooling	16-425	780,875	390,437
County Clerk			
Digitize Permanent Records	13-570	\$ 200,000	\$ 13,000
Digitize Permanent Records	14-558	50,000	30,000
Digitize Permanent Records	16-425	25,000	25,000

Statement of
Authorized Unissued Debt
For Current Capital Projects

	Resolution	Debt Authorized	Debt Unborrowed
Serial Bonds			
County Road			
Hooper Rd Bridge Rehab - Construction	13-570	\$ 1,892,854	\$ 111,888
South Street Bridge Rehab - Construction	13-570	1,400,000	247,596
River Rd. Bridge Rehab. (Construction)	14-558	2,217,000	903,665
Airport Rd Four Lane Road Rehab/Construction	15-403, 16-77	8,700,000	1,997,219
Bridge Structural Steel Cleaning/Painting	15-403	1,385,000	629,636
Highway Reconstruction/Rehabilitation	16-425	2,777,000	98
County Bridge & Culvert Flag Repairs	16-425	450,000	70,000
Old Route Bridge (BIN 3349850) Design	16-425	283,000	163,000
Upper Lisle Rd. Bridge Design (BIN 3349680)	16-425	79,000	48,000
Oregon Hill Rd. Bridge (BIN 3349520)	16-425	1,400,000	1,300,000
Juneberry Rd. Bridge (BIN 3349740) Design	*	290,000	290,000
DPW-Fleet			
DPW - Fleet Replacement	16-425	\$ 250,000	\$ 250,000
Emergency Services			
Public Safety Communications System Upgrade	17-116	\$ 2,000,000	\$ 1,400,000
Information Technology			
Computer Equipment Replacement/Update	11-549	\$ 650,000	\$ 9,501
Dark Fiber Installation	16-76	1,175,000	175,000
Computer Equipment Replacement/Update	15-403	1,000,000	360,000
Computer Equipment Replacement/Update	16-425	1,000,000	550,000
Parks and Recreation			
Otsiningo Stage Construction	16-425	200,000	200,000
PW-Buildings & Grounds			
Systematic Roof Repairs at County Facilities	15-403, 17-116	\$ 450,000	\$ 32,825
Stormwater Infrastructure	14-45	1,120,100.00	364,889
Public Safety Facility Electric	17-116	200,000.00	8,555
County Regulatory/Environmental Compliance/Maintenance	16-425	150,000.00	20,000
Watershed Site 9A Compliance Upgrade Design/Permit	16-425	400,000.00	170,000

Statement of
Authorized Unissued Debt
For Current Capital Projects

	Resolution	Debt Authorized	Debt Unborrowed
Serial Bonds			
Public Transportation			
Purchase of Four (4) Clean Diesel Transit Buses	14-558, 16-76	\$ 1,752,000	\$ 1,752,000
Parking Lot Pavement/Expansion	15-403 & 17-116	355,000	105,000
Purchase of Two (2) Clean Diesel Transit Buses	15-403, 17-116	1,314,000	1,314,000
Purchase of Three (3) Clean Diesel Transit Buses	16-425	1,320,000	1,320,000
Solid Waste			
Construction of Sewer Line	13-570, 15-119	\$ 10,550,000	\$ 497,000
Landfill Gas Collection System	14-45	2,500,000	1,829,486
Colesville Landfill Remediation	14-558	100,000	9,000
Colesville Landfill Remediation	15-403	100,000	100,000
Landfill Equipment	16-425	500,000	500,000
Leachate Plant Modification	16-425	450,000	350,000
Willow Point Nursing Home			
Sprinkler System	12-568, 13-115	\$ 1,600,000	\$ 233,397
WPNH Software Conversion	13-570	60,000.00	20,000.00
Asphalt Concrete Resurfacing Project	15-403	100,000.00	90,000.00
Betterments & Improvements	15-403	120,000.00	3,000.00
Equipment & Furnishings Replacement	15-403	63,000.00	40,000.00
Portable Oxygen Concentrators	15-403	50,000	500
Asphalt Concrete Resurfacing Project	16-425	90,000	90,000
Total		<u>\$ 120,331,005</u>	<u>\$ 44,918,965</u>

* Pending legislative approval.

Authorized Capital Projects
As of June 2, 2017

	CIP Year	Total Appropriations	Available Appropriations
Arena/Forum			
Forum Repairs/Renovations	2015	\$ 25,000	\$ 6,645
Arena Security Upgrades	2016	75,000	62,070
		<u>\$ 100,000</u>	<u>\$ 68,715</u>
Aviation			
Utility Enhancement, Phase II	2003	\$ 850,000	\$ 35,551
Runway 34 Safety Area Improvements	2011, 2011a, 2012a	13,410,000	133,723
Employee Protective Equipment	2012	40,000	10,907
N. Apron Rehab - Phase II - Design	2013	237,700	4,700
Geothermal Energy Improvement Project	2013	350,000	1,593
Hangar 1 Improvements	2013	100,000	100,000
Airport Security Upgrades	2014, 2014a	1,066,356	78,998
Sustainable Management Plan	2014	130,000	4,986
Environmental for MPU Project - EA	2015	150,000	150,000
North Apron Rehab-Phase II-Construction	2015, 2015a	2,404,570	260,196
Taxiway H & K Rehab/Extension Design	2015	350,000	350,000
Wildlife Hazard Assessment	2015	75,000	75,000
Snow Removal Equipment	2016	650,000	650,000
Taxiway H & K Rehab/Extension Design	2016	350,000	350,000
Runway 16 Rehabilitation - Construction	2016	11,388,054	5,954,730
Aviation SRE Equipment Replacement	2017	650,000	650,000
Master Plan Update	2017	800,000	800,000
		<u>\$ 33,001,680</u>	<u>\$ 9,610,384</u>

Authorized Capital Projects
As of June 2, 2017

	<u>CIP Year</u>	<u>Total Appropriations</u>	<u>Available Appropriations</u>
Broome Community College			
Energy Management Improvements	2008	\$ 207,000	\$ 2,190
Science Building	2009, 2013a	21,942,696	1,008,336
Direct Digital Control	2010	465,000	5,080
Electrical Infrastructure	2012	500,000	119,969
HVAC Upgrades/Replacement	2012	700,000	19,087
Sidewalk, Roadways & Parks	2013	500,000	271,043
Student Center Improvements	2013, 2013a	610,000	1,535
Music Suite Renovations	2013	500,000	467,766
HVAC & Roof Critical Replacements	2014	500,000	26,738
Downtown Campus Phase I	2015	6,175,000	4,595,577
Electrical Infrastructure II	2015	350,000	350,000
Simulated Clean Room and Equipment	2015	2,813,000	2,813,000
Downtown Campus Phase II	2016	8,675,000	8,675,000
Core Building Rehab Phase I	2016	7,300,000	6,630,667
Geothermal Heating & Cooling	2017	780,875	780,875
		<u>\$ 52,018,571</u>	<u>\$ 25,766,863</u>
County Clerk - Records Management			
Digitize Permanent Records	2014	\$ 200,000	\$ 38,656
Digitize Permanent Records	2015	50,000	50,000
Digitize Permanent Records	2017	25,000	25,000
		<u>\$ 275,000</u>	<u>\$ 113,656</u>
DPW-Fleet			
Fleet Replacement	2015	\$ 250,000	\$ 12,986
Fleet Replacement	2016, 2016a	318,261	9,653
Fleet Replacement	2017	250,000	188,687
		<u>\$ 818,261</u>	<u>\$ 211,326</u>

Authorized Capital Projects
As of June 2, 2017

	CIP Year	Total Appropriations	Available Appropriations
Elections			
Voting Machine Replacements	2017	\$ 220,000	\$ 220,000
		\$ 220,000	\$ 220,000
Emergency Services			
State Road Radio Tower	2004	\$ 65,000	\$ 6,383
Vehicle Locator System	2005	350,000	17,873
Fire Radio System replacement Phase I	2006	500,000	13,487
Uninterruptible Power Supply (UPS) Replacement - 911	2014	120,000	15,447
OES Land Purchase	2015	200,000	54,049
OES Tower Site Land Preparation	2015	200,000	20,908
Public Safety Communications System Upgrade	2016	2,000,000	1,524,231
		\$ 3,435,000	\$ 1,652,378
Information Technology			
Computer Equipment Replacement/Update	2012	650,000	23,500
Dark Fiber Installation	2016	1,175,000	425,000
Computer Equipment Replacement/Update	2016	1,000,000	584,823
Computer Equipment Replacement/Update	2017	1,000,000	900,360
		\$ 3,825,000	\$ 1,933,683
Highways/Bridges			
Hooper Rd Bridge Rehab - Construction	2014, 2015a	1,892,854	118,400
South Street Bridge Rehab - Construction	2014	1,400,000	336,787
River Rd. Bridge Rehab. (Construction)	2015	2,217,000	864,379
Bridge Structural Steel Cleaning/Painting	2016	1,385,000	419,462
County Bridge & Culvert Flag Repairs	2016	400,000	24,859
County Bridge & Culvert Flag Repairs	2017	450,000	425,965
Old Route Bridge (BIN 3349850) Design	2017	283,000	283,000
Upper Lisle Rd. Bridge Design (BIN 3349680)	2017	79,000	74,726
Oregon Hill Rd. Bridge (BIN 3349520)	2017	1,400,000	1,400,000
Juneberry Rd. Bridge (BIN 3349740) Design	2017	290,000	290,000
		\$ 9,796,854	\$ 4,237,578

Authorized Capital Projects
As of June 2, 2017

	CIP Year	Total Appropriations	Available Appropriations
Highways/Roads			
Highway Reconstruction/Rehabilitation	2016, 2016a	3,323,000	250,443
Airport Rd Four Lane Road Rehab/Construction	2016, 2015a	8,700,000	1,904,345
Highway Reconstruction/Rehabilitation	2017	2,777,000	2,777,000
		<u>\$ 14,800,000</u>	<u>\$ 4,931,788</u>
Office of Management and Budget			
Update Tax Receivable Database Project	2012	\$ 93,940	\$ 27,695
		<u>\$ 93,940</u>	<u>\$ 27,695</u>
Parks & Recreation			
Farmers Market Construction	2014, 2015a, 2016a	\$ 1,982,340	\$ 49,022
Otsiningo Pond Loop Trail Project	2015	50,000	6,040
Parks Facilities Repairs & Renovations	2015	25,000	716
Parks Facilities Repair & Renovation	2016	85,000	50,718
Parks Surface Rehabilitation	2016	75,000	44,501
Otsiningo Stage Construction	2017	200,000	200,000
Parks Facility Repairs & Renovation	2017	75,000	75,000
		<u>\$ 2,492,340</u>	<u>\$ 425,997</u>
Public Transportation			
Purchase of Four (4) Clean Diesel Transit Buses	2015, 2015a	\$ 1,752,000	\$ 1,752,000
Parking Lot Pavement/Expansion	2016, 2016a	355,000	3,281
Purchase of Two (2) Clean Diesel Transit Buses	2016, 2016a	1,314,000	1,314,000
Purchase of Three (3) Clean Diesel Transit Buses	2017	1,320,000	1,320,000
		<u>\$ 4,741,000</u>	<u>\$ 4,389,281</u>

Authorized Capital Projects
As of June 2, 2017

	CIP Year	Total Appropriations	Available Appropriations
Public Works			
Petroleum Bulk Storage	2008	\$ 250,000	\$ 6,362
County Building Renovations	2014, 2014a, 2015a	454,800	22,374
Stormwater Infrastructure	2014	1,120,100	31,554
Resurface Public Safety Facility Parking Lot	2015	450,000	131,939
Watershed Annual Maintenance	2016	75,000	22,596
Construction Equipment Replacement	2016	220,000	2,261
Renovations County Buildings	2016	200,000	297
Systematic Roof Repairs at County Facilities	2016, 2016a	450,000	69,556
Public Safety Facility Electric	2017	200,000	29,326
County Regulatory/Environmental Compliance/Maintenance	2017	150,000	110,266
Watershed Site 9A Compliance Upgrade Design/Permit	2017	400,000	397,445
County Building Renovations	2017	150,000	150,000
Public Safety Facility Repairs/Renovation	2017	150,000	135,438
Systematic Roof Repairs at County Facilities	2017	400,000	386,930
		\$ 4,669,900	\$ 1,496,344
Road Machinery			
Highway Equipment Replacement	2016	900,000	130,019
Highway Equipment Replacement	2017	960,000	960,000
		\$ 1,860,000	\$ 1,090,019
Social Services			
Electronic Document Management System	2005	\$ 470,000	\$ 4,988
		\$ 470,000	\$ 4,988
Sheriff			
Conversion of Gym to Dormitory	2014	\$ 1,634,000	28,247
Sheriff Medical Addition	2014	4,142,000	58,103
Black Creek System Upgrade - Jail	2014	632,500	25,874
Road Patrol In-Car IT Upgrades	2015	100,000	10,048
Vehicle Replacement	2016	232,500	5,475
Body Armor Vests	2017	78,000	78,000
Replace Civil Division System	2017	105,000	105,000
Vehicle Replacement	2017	225,000	163,787
		\$ 7,149,000	\$ 474,534

Authorized Capital Projects
As of June 2, 2017

	CIP Year	Total Appropriations	Available Appropriations
Solid Waste			
Design & Construction Review Section IV Cells III & IV	2012	\$ 1,000,000	\$ 89,519
Landfill Groundwater Remediation Feasibility Study	2012	350,000	45,252
Landfill Excavation of Section IV, Cell III	2013	1,500,000	94,811
Landfill Final Plans & Bid Documents for Sect IV, Cells III % IV	2013	200,000	182,425
Construction of Sewer Line	2014, 2015a	10,550,000	814,072
Landfill Equipment	2014	1,000,000	73,626
Landfill Gas Collection & Control System I	2014	2,500,000	1,930,853
Colesville Landfill Remediation	2015	100,000	53,791
Colesville Landfill Remediation	2016	100,000	100,000
Excavation of Section IV, Cell IV	2017	500,000	500,000
Landfill Equipment	2017	500,000	500,000
Leachate Plant Modification	2017	450,000	450,000
Section V Plan & Permit Modification	2017	300,000	300,000
		\$ 19,050,000	\$ 5,134,349
Willow Point Nursing Facility			
WPNH Med Room Renovation	2005	\$ 150,000	\$ 118,219
New 380 Bed Facility	2006	55,933,113	55,455,184
Sprinkler System	2013, 2013a	1,600,000	207,004
Betterment & Improvements	2014	170,000	50,870
WPNH Software Conversion	2014	60,000	39,387
Nurse Call System	2015, 2016a	246,500	10,502
Asphalt Concrete Resurfacing Project	2016	100,000	100,000
Betterments & Improvements	2016, 2016a	190,000	66,381
Equipment & Furnishings Replacement	2016, 2016a	134,972	69,708
Portable Oxygen Concentrators	2016, *	118,625	69,125
Roofing Replacement	2016	75,000	75,000
Therapy Room	2016	70,000	17,128
Asphalt Concrete Resurfacing Project	2017	90,000	90,000
HVAC Upgrades & Improvements	2017	500,000	498,970
Roofing Replacements	2017	400,000	400,000
		\$ 59,838,210	\$ 57,267,478

"a" signifies a budget amendment.

Debt Statement Summary

Summary of Indebtedness, Debt Limit and Net Debt - Contracting Margin, as of 10/01/17

Five-Year Average Full Valuation		\$ 9,527,999,646
Debt Limit - 7% thereof		666,959,975
Bonds	26,385,000	
MBBA Bonds	31,700,000	
Bond Anticipation Notes	72,294,000	
Total Net Indebtedness Subject to Debt Limit		<u>130,379,000</u>
Net Debt-Contracting Margin		<u>\$ 536,580,975</u>
The percent of debt contracting power exhausted is		19.55%

Community College Debt Liability and Payment History
By Year, Issue and Project

	January 1 Begin Liab Prin Bal	Pay Date Principal Payment	Pay Date 1st Int Pay	Pay Date 2nd Int Pay	December 31 End Liab Prin Bal
2017					
2010 Issue (Matures 2021)		04/15	04/15	10/15	
Technology Initiative	\$ 11,631	\$ 2,668	\$ 291	\$ 224	\$ 8,963
Update Master Plan	1,918	440	48	37	1,478
Wales Building Renovation	36,772	8,436	919	708	28,336
Original Boiler Replacement Phase II	134,298	30,811	3,357	2,587	103,487
Feasibility Study	7,803	1,790	195	150	6,013
Energy Management Improvements	32,305	7,411	808	622	24,894
Roof Replacement Phase II	160,482	36,818	4,012	3,092	123,664
West Gym Bleachers	40,576	9,309	1,014	782	31,267
Roadway and Lot Upgrades	19,898	4,565	497	383	15,333
Roof Replacement III	75,169	17,245	1,879	1,448	57,924
Science Building	77,656	17,816	1,941	1,496	59,840
09 Alms Building Demo & Site Restoration	69,708	15,992	1,743	1,343	53,716
10 Direct Digital Control	52,020	11,934	1,301	1,002	40,086
10 Natural Gas Piping Replacement	65,025	14,918	1,626	1,253	50,108
Total 2010 Issue	\$ 785,261	\$ 180,153	\$ 19,631	\$ 15,127	\$ 605,108
2010 Issue (Matures 2025)		04/15	04/15	10/15	
Technology Initiative	\$ 17,429	\$ -	\$ 509	\$ 509	\$ 17,429
Update Master Plan	2,874	-	84	84	2,874
Wales Building Renovation	55,105	-	1,609	1,609	55,105
Original Boiler Replacement Phase II	201,256	-	5,876	5,876	201,256
Feasibility Study	11,693	-	341	341	11,693
Energy Management Improvements	48,411	-	1,413	1,413	48,411
Roof Replacement Phase II	240,493	-	7,021	7,021	240,493
West Gym Bleachers	60,805	-	1,775	1,775	60,805
Roadway and Lot Upgrades	29,818	-	871	871	29,818
Roof Replacement III	112,646	-	3,289	3,289	112,646
Science Building	116,372	-	3,397	3,397	116,372
09 Alms Building Demo & Site Restoration	104,461	-	3,050	3,050	104,461
10 Direct Digital Control	77,956	-	2,276	2,276	77,956
10 Natural Gas Piping Replacement	97,445	-	2,845	2,845	97,445
Total 2010 Issue	\$ 1,176,764	\$ -	\$ 34,356	\$ 34,356	\$ 1,176,764
2011 Refunding Issue (Matures 2019)		02/15	02/15	08/15	
Student Activities/Athletic Facility	\$ 852,057	\$ 276,904	\$ 11,879	\$ 8,273	\$ 575,153
Total 2011 Issue	\$ 852,057	\$ 276,904	\$ 11,879	\$ 8,273	\$ 575,153

Community College Debt Liability and Payment History
By Year, Issue and Project

	January 1 Begin Liab Prin Bal	Pay Date Principal Payment	Pay Date 1st Int Pay	Pay Date 2nd Int Pay	December 31 End Liab Prin Bal
2017 Continued					
2013 Issue (Matures 2017)					
		04/15	04/15	10/15	
Student Activities/Athletic Facility	\$ 33,136	\$ 33,136	\$ 663	\$ -	\$ -
Roof Replacement Phase I	34,063	34,063	681	-	-
Original Boiler Replacement Phase I	21,723	21,723	434	-	-
Total 2013 Issue	<u>\$ 88,922</u>	<u>\$ 88,922</u>	<u>\$ 1,778</u>	<u>\$ -</u>	<u>\$ -</u>
2016 Issue (Matures 2035)					
		05/01	05/01	11/01	
Science Building	\$ 530,044	\$ 17,021	\$ 12,340	\$ 6,069	\$ 513,023
Wales Building Upgrades	145,564	4,674	3,389	1,667	140,890
Roofs Replacement IV	83,459	2,680	1,943	956	80,779
Total 2016 Issue	<u>\$ 759,067</u>	<u>\$ 24,375</u>	<u>\$ 17,672</u>	<u>\$ 8,692</u>	<u>\$ 734,692</u>
Total Serial Bonds	<u>\$ 3,662,071</u>	<u>\$ 570,354</u>	<u>\$ 85,316</u>	<u>\$ 66,448</u>	<u>\$ 3,091,717</u>
05/16 Bond Anticipation Note (Matures 05/17)					
		05/05	05/05		
Science Building	\$ 6,315,345	\$ 350,853	\$ 126,307	-	\$ 5,964,492
Roof Replacement III	19,832	2,204	397	-	17,628
Hazardous Materials	143,722	28,744	2,874	-	114,978
Wales Building Upgrades	1,247,468	59,403	24,949	-	1,188,065
Electrical Infrastructure	186,964	31,161	3,739	-	155,803
HVAC Upgrades/Replacement	250,558	41,760	5,011	-	208,798
Roofs Replacement IV	9,700	882	194	-	8,818
Water & Sewer Renovations/Upgrades	226,648	8,717	4,533	-	217,931
Sidewalks, Roadways, & Other Parking Lots	31,250	4,464	625	-	26,786
HVAC & Roof Critical Replacements	209,644	26,206	4,193	-	183,438
Master Plan Update	90,000	30,000	1,800	-	60,000
Downtown Campus Phase I	192,000	8,000	3,840	-	184,000
Electrical Infrastructure II	175,000	35,000	3,500	-	140,000
Simulated Clean Room and Equipment	150,000	10,000	3,000	-	140,000
Total Bond Anticipation Notes	<u>\$ 9,248,131</u>	<u>\$ 637,394</u>	<u>* \$ 184,962</u>	<u>\$ -</u>	<u>\$ 8,610,737</u>
Total Serial Bonds and Bond Anticipation Notes	<u>\$ 12,910,202</u>	<u>^z \$ 1,207,748</u>	<u>\$ 270,277</u>	<u>\$ 66,448</u>	<u>\$ 11,702,454</u>

* Principal payment is comprised of budgeted principal payments, plus unbudgeted paydowns, plus remaining BAN proceeds reissued as serial bonds.

Community College Debt Liability and Payment History
By Year, Issue and Project

	January 1 Begin Liab Prin Bal	Pay Date Principal Payment	Pay Date 1st Int Pay	Pay Date 2nd Int Pay	December 31 End Liab Prin Bal
2018					
2010 Issue (Matures 2021)		04/15	04/15	10/15	
Technology Initiative	\$ 8,963	\$ 2,806	\$ 224	\$ 154	\$ 6,157
Update Master Plan	1,478	463	37	25	1,015
Wales Building Renovation	28,336	8,871	708	487	19,465
Original Boiler Replacement Phase II	103,487	32,397	2,587	1,777	71,090
Feasibility Study	6,013	1,882	150	103	4,131
Energy Management Improvements	24,894	7,793	622	428	17,101
Roof Replacement Phase II	123,664	38,713	3,092	2,124	84,951
West Gym Bleachers	31,267	9,788	782	537	21,479
Roadway and Lot Upgrades	15,333	4,800	383	263	10,533
Roof Replacement III	57,924	18,133	1,448	995	39,791
Science Building	59,840	18,733	1,496	1,028	41,107
09 Alms Building Demo & Site Restoration	53,716	16,816	1,343	923	36,900
10 Direct Digital Control	40,086	12,549	1,002	688	27,537
10 Natural Gas Piping Replacement	50,107	15,686	1,253	861	34,422
Total 2010 Issue	\$ 605,108	\$ 189,430	\$ 15,127	\$ 10,393	\$ 415,678
2010 Issue (Matures 2025)		04/15	04/15	10/15	
Technology Initiative	\$ 17,429	\$ -	\$ 509	\$ 509	\$ 17,429
Update Master Plan	2,874	-	84	84	2,874
Wales Building Renovation	55,105	-	1,609	1,609	55,105
Original Boiler Replacement Phase II	201,256	-	5,876	5,876	201,256
Feasibility Study	11,693	-	341	341	11,693
Energy Management Improvements	48,411	-	1,413	1,413	48,411
Roof Replacement Phase II	240,493	-	7,021	7,021	240,493
West Gym Bleachers	60,805	-	1,775	1,775	60,805
Roadway and Lot Upgrades	29,818	-	871	871	29,818
Roof Replacement III	112,646	-	3,289	3,289	112,646
Science Building	116,372	-	3,397	3,397	116,372
09 Alms Building Demo & Site Restoration	104,461	-	3,050	3,050	104,461
10 Direct Digital Control	77,956	-	2,276	2,276	77,956
10 Natural Gas Piping Replacement	97,445	-	2,845	2,845	97,445
Total 2010 Issue	\$ 1,176,764	\$ -	\$ 34,356	\$ 34,356	\$ 1,176,764
2011 Refunding Issue (Matures 2019)		02/15	02/15	08/15	
Student Activities/Athletic Facility	\$ 575,153	\$ 283,250	\$ 8,273	\$ 4,379	\$ 291,903
Total 2011 Issue	\$ 575,153	\$ 283,250	\$ 8,273	\$ 4,379	\$ 291,903

Community College Debt Liability and Payment History
By Year, Issue and Project

	January 1 Begin Liab Prin Bal	Pay Date Principal Payment	Pay Date 1st Int Pay	Pay Date 2nd Int Pay	December 31 End Liab Prin Bal
2018 Continued					
2016 Issue (Matures 2035)					
		05/01	05/01	11/01	
Science Building	\$ 513,023	\$ 23,733	\$ 6,069	\$ 5,832	\$ 489,290
Wales Building Upgrades	140,890	6,518	1,667	1,602	134,372
Roofs Replacement IV	80,779	3,737	956	918	77,042
Total 2016 Issue	<u>\$ 734,692</u>	<u>\$ 33,988</u>	<u>\$ 8,692</u>	<u>\$ 8,352</u>	<u>\$ 700,704</u>
Total Serial Bonds	<u>\$ 3,091,717</u>	<u>\$ 506,668</u>	<u>\$ 66,448</u>	<u>\$ 57,480</u>	<u>\$ 2,585,049</u>
05/17 Bond Anticipation Note (Matures 05/18)					
		05/04	05/04		
Science Building	\$ 5,964,492	\$ 350,852	\$ 149,112	-	\$ 5,613,640
Roof Replacement III	17,628	2,204	441	-	15,424
Hazardous Materials	113,378	28,345	2,834	-	85,033
Wales Building Upgrades	1,126,397	56,320	28,160	-	1,070,077
Electrical Infrastructure	155,803	31,161	3,895	-	124,642
HVAC Upgrades/Replacement	208,798	41,760	5,220	-	167,038
Roofs Replacement IV	8,818	882	220	-	7,936
Water & Sewer Renovations/Upgrades	217,931	8,717	5,448	-	209,214
Sidewalks, Roadways, & Other Parking Lots	36,301	6,050	908	-	30,251
HVAC & Roof Critical Replacements	183,438	26,205	4,586	-	157,233
Master Plan Update	60,000	30,000	1,500	-	30,000
Music Suite Renovations	223,883	10,177	5,597	-	213,706
Downtown Campus Phase I	2,410,796	104,817	60,270	-	2,305,979
Electrical Infrastructure II	140,000	35,000	3,500	-	105,000
Simulated Clean Room and Equipment	803,000	57,357	20,075	-	745,643
Downtown Campus Phase II	2,588,000	103,520	64,700	-	2,484,480
Core Building Rehab Phase I	3,927,313	261,821	98,183	-	3,665,492
Geothermal Heating & Cooling	390,438	39,044	9,761	-	351,394
Total Bond Anticipation Notes	<u>\$ 18,576,414</u>	<u>\$ 1,194,232</u> *	<u>\$ 464,410</u>	<u>\$ -</u>	<u>\$ 17,382,182</u>
Total Serial Bonds and Bond Anticipation Notes	<u>\$ 21,668,131</u>	<u>\$ 1,700,900</u>	<u>\$ 530,858</u>	<u>\$ 57,480</u>	<u>\$ 19,967,231</u>

* Principal payment is comprised of budgeted principal payments, plus unbudgeted paydowns, plus remaining BAN proceeds reissued as serial bonds.

Schedule 2

Community College Debt Liability and Payment Schedule
By Fiscal Year, Issue and Project

BCC Fiscal Year: September 1 - August 31

	September 1 Begin Liab Prin Bal	Pay Date 1st Int Pay	Pay Date Principal Payment	Pay Date 2nd Int Pay	August 31 End Liab Prin Bal
2016-2017					
2010 Issue (Matures 2021)		10/15	04/15	04/15	
Technology Initiative	\$ 11,631	\$ 291	\$ 2,668	\$ 291	\$ 8,963
Update Master Plan	1,918	48	440	48	1,478
Wales Building Renovation	36,772	919	8,436	919	28,336
Original Boiler Replacement Phase II	134,298	3,357	30,811	3,357	103,487
Feasibility Study	7,803	195	1,790	195	6,013
Energy Management Improvements	32,305	808	7,411	808	24,894
Roof Replacement Phase II	160,482	4,012	36,818	4,012	123,664
West Gym Bleachers	40,576	1,014	9,309	1,014	31,267
Roadway and Lot Upgrades	19,898	497	4,565	497	15,333
Roof Replacement III	75,169	1,879	17,245	1,879	57,924
Science Building	77,656	1,941	17,816	1,941	59,840
09 Alms Building Demo & Site Restoration	69,708	1,743	15,992	1,743	53,716
10 Direct Digital Control	52,020	1,301	11,934	1,301	40,086
10 Natural Gas Piping Replacement	65,025	1,626	14,918	1,626	50,107
Total 2010 Issue	\$ 785,261	\$ 19,631	\$ 180,153	\$ 19,631	\$ 605,108
2010 Issue (Matures 2025)		10/15	04/15	04/15	
Technology Initiative	\$ 17,429	\$ 509	\$ -	\$ 509	\$ 17,429
Update Master Plan	2,874	84	-	84	2,874
Wales Building Renovation	55,105	1,609	-	1,609	55,105
Original Boiler Replacement Phase II	201,256	5,876	-	5,876	201,256
Feasibility Study	11,693	341	-	341	11,693
Energy Management Improvements	48,411	1,413	-	1,413	48,411
Roof Replacement Phase II	240,493	7,021	-	7,021	240,493
West Gym Bleachers	60,805	1,775	-	1,775	60,805
Roadway and Lot Upgrades	29,818	871	-	871	29,818
Roof Replacement III	112,646	3,289	-	3,289	112,646
Science Building	116,372	3,397	-	3,397	116,372
09 Alms Building Demo & Site Restoration	104,461	3,050	-	3,050	104,461
10 Direct Digital Control	77,956	2,276	-	2,276	77,956
10 Natural Gas Piping Replacement	97,445	2,845	-	2,845	97,446
Total 2010 Issue	\$ 1,176,764	\$ 34,356	\$ -	\$ 34,356	\$ 1,176,764

Schedule 2

Community College Debt Liability and Payment Schedule
By Fiscal Year, Issue and Project

BCC Fiscal Year: September 1 - August 31

	September 1 Begin Liab Prin Bal	Pay Date 1st Int Pay	Pay Date Principal Payment	Pay Date 2nd Int Pay	August 31 End Liab Prin Bal
2016-2017 Continued		02/15	02/15	08/15	
2011 Refunding Issue (Matures 2019)					
Student Activities/Athletic Facility	\$ 852,057	\$ 11,879	\$ 276,904	\$ 8,273	\$ 575,153
Total 2011 Issue	<u>\$ 852,057</u>	<u>\$ 11,879</u>	<u>\$ 276,904</u>	<u>\$ 8,273</u>	<u>\$ 575,153</u>
2013 Issue (Matures 2017)		10/15	04/15	04/15	
Student Activities/Athletic Facility	\$ 33,136	\$ 663	\$ 33,136	\$ 663	\$ -
Roof Replacement Phase I	34,063	681	34,063	681	-
Original Boiler Replacement Phase I	21,723	434	21,723	434	-
Total 2013 Issue	<u>\$ 88,922</u>	<u>\$ 1,779</u>	<u>\$ 88,922</u>	<u>\$ 1,779</u>	<u>\$ -</u>
2016 Issue (Matures 2035)		11/01	05/01	05/01	
Science Building	\$ 530,044	\$ -	\$ 17,021	\$ 12,340	\$ 513,023
Wales Building Upgrades	145,564	-	4,674	3,389	140,890
Roofs Replacement IV	83,459	-	2,680	1,943	80,779
Total 2016 Issue	<u>\$ 759,067</u>	<u>\$ -</u>	<u>\$ 24,375</u>	<u>\$ 17,673</u>	<u>\$ 734,692</u>
Total Serial Bonds	<u>\$ 3,662,071</u>	<u>\$ 67,645</u>	<u>\$ 570,354</u>	<u>\$ 81,713</u>	<u>\$ 3,091,717</u>
05/16 Bond Anticipation Note (Matures 05/17) *			05/05	05/05	
Science Building	\$ 6,315,345		\$ 350,853	\$ 126,307	\$ 5,964,492
Roof Replacement III	19,832		2,204	397	17,628
Hazardous Materials	143,722		28,744	2,874	114,978
Wales Building Upgrades	1,247,468		59,403	24,949	1,188,065
Electrical Infrastructure	186,964		31,161	3,739	155,803
HVAC Upgrades/Replacement	250,558		41,760	5,011	208,798
Roofs Replacement IV	9,700		882	194	8,818
Water & Sewer Renovations/Upgrades	226,648		8,717	4,533	217,931
Sidewalks, Roadways, & Other Parking Lots	31,250		4,464	625	26,786
HVAC & Roof Critical Replacements	209,644		26,206	4,193	183,438
Master Plan Update	90,000		30,000	1,800	60,000
Downtown Campus Phase I	192,000		8,000	3,840	184,000
Electrical Infrastructure II	175,000		35,000	3,500	140,000
Simulated Clean Room and Equipment	150,000		10,000	3,000	140,000
Total Bond Anticipation Notes	<u>\$ 9,248,131</u>	<u>\$ -</u>	<u>\$ 637,394</u>	<u>\$ 184,963</u>	<u>\$ 8,610,737</u>
Total Serial Bonds and Bond Anticipation Notes	<u>\$ 12,910,202</u>	<u>\$ 67,645</u>	<u>\$ 1,207,748</u>	<u>\$ 266,676</u>	<u>\$ 11,702,454</u>

*May 2016 BAN amounts represent current short-term borrowing.

There is no estimate made of additional need for borrowing, for these or other projects.

Schedule 2

Community College Debt Liability and Payment Schedule
By Fiscal Year, Issue and Project

BCC Fiscal Year: September 1 - August 31

	September 1 Begin Liab Prin Bal	Pay Date 1st Int Pay	Pay Date Principal Payment	Pay Date 2nd Int Pay	August 31 End Liab Prin Bal
2017-2018					
2010 Issue (Matures 2021)		10/15	04/15	04/15	
Technology Initiative	\$ 8,963	\$ 224	\$ 2,806	\$ 224	\$ 6,157
Update Master Plan	1,478	37	463	37	1,015
Wales Building Renovation	28,336	708	8,871	708	19,465
Original Boiler Replacement Phase II	103,487	2,587	32,397	2,587	71,090
Feasibility Study	6,013	150	1,882	150	4,131
Energy Management Improvements	24,894	622	7,793	622	17,101
Roof Replacement Phase II	123,664	3,092	38,713	3,092	84,951
West Gym Bleachers	31,267	782	9,788	782	21,479
Roadway and Lot Upgrades	15,333	383	4,800	383	10,533
Roof Replacement III	57,924	1,448	18,133	1,448	39,791
Science Building	59,840	1,496	18,733	1,496	41,107
09 Alms Building Demo & Site Restoration	53,716	1,343	16,816	1,343	36,900
10 Direct Digital Control	40,086	1,002	12,549	1,002	27,537
10 Natural Gas Piping Replacement	50,107	1,253	15,686	1,253	34,421
Total 2010 Issue	\$ 605,108	\$ 15,127	\$ 189,430	\$ 15,127	\$ 415,678
2010 Issue (Matures 2025)		10/15	04/15	04/15	
Technology Initiative	\$ 17,429	\$ 509	\$ -	\$ 509	\$ 17,429
Update Master Plan	2,874	84	-	84	2,874
Wales Building Renovation	55,105	1,609	-	1,609	55,105
Original Boiler Replacement Phase II	201,256	5,876	-	5,876	201,256
Feasibility Study	11,693	341	-	341	11,693
Energy Management Improvements	48,411	1,413	-	1,413	48,411
Roof Replacement Phase II	240,493	7,021	-	7,021	240,493
West Gym Bleachers	60,805	1,775	-	1,775	60,805
Roadway and Lot Upgrades	29,818	871	-	871	29,818
Roof Replacement III	112,646	3,289	-	3,289	112,646
Science Building	116,372	3,397	-	3,397	116,372
09 Alms Building Demo & Site Restoration	104,461	3,050	-	3,050	104,461
10 Direct Digital Control	77,956	2,276	-	2,276	77,956
10 Natural Gas Piping Replacement	97,445	2,845	-	2,845	97,446
Total 2010 Issue	\$ 1,176,764	\$ 34,356	\$ -	\$ 34,356	\$ 1,176,764
2016-2017 Continued					
2011 Refunding Issue (Matures 2019)		02/15	02/15	08/15	
Student Activities/Athletic Facility	\$ 575,153	\$ 8,273	\$ 283,250	\$ 4,379	\$ 291,903
Total 2011 Issue	\$ 575,153	\$ 8,273	\$ 283,250	\$ 4,379	\$ 291,903

Schedule 2

Community College Debt Liability and Payment Schedule
By Fiscal Year, Issue and Project

BCC Fiscal Year: September 1 - August 31

	September 1 Begin Liab Prin Bal	Pay Date 1st Int Pay 11/01	Pay Date Principal Payment 05/01	Pay Date 2nd Int Pay 05/01	August 31 End Liab Prin Bal
2016 Issue (Matures 2035)					
Science Building	\$ 513,023	\$ 6,069	\$ 23,733	\$ 6,069	\$ 489,290
Wales Building Upgrades	140,890	1,667	6,518	1,667	134,372
Roofs Replacement IV	80,779	956	3,737	956	77,042
Total 2016 Issue	<u>\$ 734,692</u>	<u>\$ 8,692</u>	<u>\$ 33,988</u>	<u>\$ 8,692</u>	<u>\$ 700,704</u>
Total Serial Bonds	<u>\$ 3,091,717</u>	<u>\$ 66,448</u>	<u>\$ 506,668</u>	<u>\$ 62,554</u>	<u>\$ 2,585,049</u>
05/17 Bond Anticipation Note (Matures 05/18) *					
Science Building	\$ 5,964,492		\$ 350,852	\$ 149,112	\$ 5,613,640
Roof Replacement III	17,628		2,204	441	15,424
Hazardous Materials	113,378		28,345	2,834	85,033
Wales Building Upgrades	1,126,397		56,320	28,160	1,070,077
Electrical Infrastructure	155,803		31,161	3,895	124,642
HVAC Upgrades/Replacement	208,798		41,760	5,220	167,038
Roofs Replacement IV	8,818		882	220	7,936
Water & Sewer Renovations/Upgrades	217,931		8,717	5,448	209,214
Sidewalks, Roadways, & Other Parking Lots	36,301		6,050	908	30,251
HVAC & Roof Critical Replacements	183,438		26,205	4,586	157,233
Master Plan Update	60,000		30,000	1,500	30,000
Music Suite Renovations	223,883		10,177	5,597	213,706
Downtown Campus Phase I	2,410,796		104,817	60,270	2,305,979
Electrical Infrastructure II	140,000		35,000	3,500	105,000
Simulated Clean Room and Equipment	803,000		57,357	20,075	745,643
Downtown Campus Phase II	2,588,000		103,520	64,700	2,484,480
Core Building Rehab Phase I	3,927,313		261,821	98,183	3,665,492
Geothermal Heating & Cooling	390,438		39,044	9,761	351,394
Total Bond Anticipation Notes	<u>\$ 18,576,414</u>	<u>\$ -</u>	<u>\$ 1,194,232</u>	<u>\$ 464,410</u>	<u>\$ 17,382,182</u>
Total Serial Bonds and Bond Anticipation Notes	<u>\$ 21,668,131</u>	<u>\$ 66,448</u>	<u>\$ 1,700,900</u>	<u>\$ 526,964</u>	<u>\$ 19,967,231</u>

*May 2017 BAN amounts represent current short-term borrowing.
There is no estimate made of additional need for borrowing, for these or other projects.

Statement of Community College
 Authorized Unissued Debt
 For Community College projects as of June 2, 2017

Serial Bonds and Bond Anticipation Notes

	Authorizing Resolution	Total Debt Authorized	Debt Unborrowed
Science Building	08-744, 11-543	\$ 21,942,696	\$ 882,265
Electrical Infrastructure	11-549	500,000	82,713
Sidewalks, Roadways & Other Parking Lots	12-568	500,000	276,757
HVAC & Roof Critical Replacements	13-570	500,000	8,169
Music Suite Renovations	13-569	500,000	58,883
Downtown Campus Phase I	14-558	6,175,000	3,202,204
Electrical Infrastructure II	14-558	350,000	175,000
Simulated Clean Room and Equipment	14-558	2,813,000	2,000,000
Downtown Campus Phase II	15-403	8,675,000	6,087,000
Core Building Rehab Phase I	17-116	7,300,000	3,204,153
Geothermal Heating & Cooling	16-425	780,875	390,437
		<u>\$ 50,036,571</u>	<u>\$ 16,367,581</u>

Community College Authorized Capital Projects
As of June 2, 2017

	CIP Year	Total Appropriations	Available Appropriations as of 05/30/17
	<u>zzzz</u>		
Energy Management Improvements		207,000	2,190
Science Building		21,942,696	1,008,336
Direct Digital Control		465,000	5,080
Electrical Infrastructure		500,000	119,969
HVAC Upgrades/Replacement		700,000	19,087
Sidewalk, Roadways & Parks		500,000	271,043
Student Center Improvements		610,000	1,535
Music Suite Renovations		500,000	467,766
HVAC & Roof Critical Replacements		500,000	26,738
Downtown Campus Phase I		6,175,000	4,595,577
Electrical Infrastructure II		350,000	350,000
Simulated Clean Room and Equipment		2,813,000	2,813,000
Downtown Campus Phase II		8,675,000	8,675,000
Core Building Rehab Phase I		7,300,000	6,630,667
Geothermal Heating & Cooling		780,875	780,875
Total		<u>\$ 52,018,571</u>	<u>\$ 25,766,863</u>

Supplementary Information

<u>Department/Division</u>	<u>Page</u>	<u>Department/Division</u>	<u>Page</u>
Personnel Changes	491	County Fees	
Personnel Summary	493	Arena	511
Financial Summaries	496	Forum	512
Historical Tax Levy/Rate	505	Parks	513
Property Tax Levy By Municipality	507	En-Joie Golf	514
Property Tax Exemption Summary	509	Tax Collection	515
		County Clerk	516
		Motor Vehicles	518
		Health Department	519
		Landfill	521
		Office for Aging	522
		Planning	523
		Sheriff	525
		Weights and Measures	526
		Miscellaneous	527
		Greater Binghamton Airport	
		Willow Point Nursing Home	
		Dog Shelter	
		Taxicab	
		Civil Service Exam	
		Legislature	
		Real Property	
		Library	
		911 Emergency Services	
		Public Defender	
		Public Transportation	

Personnel Changes

2018 Adopted Personnel Changes

No.	Department	Dept Code	Account	No.	Title	Grade Union	Action	Reason	Cost
1	Aviation	28010005	6001000	1	Airport Parking Manager	9 BAPA	Unfund	Efficiencies	(46,795)
2	Aviation	28010005	6001000	1	Airport Custodial Worker	7 CSEA	Unfund	Efficiencies	(36,256)
3	Central Kitchen	02010001	6001000	1	Director of Central Food & Nutrition Services	24 Admin	Abolish	Reorganization	-
4	County Attorney	11010001	6001000	1	Assistant County Attorney	AT-1	Create, September 1	Raise the Age Legislation	23,578
5	County Road	29010205	6001000	1	Deputy Commissioner of Public Works,Parks, Recreation/High	F Admin	Salary Adjustment	Efficiencies	4,721
6	District Attorney	06000001	6001000	1	Senior Assistant District Attorney	AT3	Upgrade from ADA II AT 2	Efficiencies	19,247
7	District Attorney	06000001	6001000	1	Assistant District Attorney II	AT 2	Create	Efficiencies	87,144
8	District Attorney	06000001	6001000	1	Secretary to DA	14 Admin	Create	Efficiencies	49,479
9	District Attorney	06000001	6001000	1	Community Relations Director	25 Admin	Upgrade from Assistant to DA 22 Admin	Efficiencies	12,921
10	District Attorney	06000001	6001000	1	Secretary to DA	14 Admin	Create, July 1	Raise the Age Legislation	24,739
11	District Attorney	06000001	6001000	1	Assistant District Attorney II	AT 2	Create, July 1	Raise the Age Legislation	43,572
12	District Attorney	06000001	6001000	1	Keyboard Specialist	8 CSEA	Abolish	Efficiencies	(52,451)
13	Elections	07000001	6001001	2	Voter Services Specialist	6 Admin	Upgrade to 12 Admin	Efficiencies	13,478
14	Emergency Services	20020003	6001000	1	Senior Emergency Services Dispatcher	18 BAPA	Create	Efficiencies	81,229
15	Health	25060004	6001001	1	Keyboard Specialist	8 CSEA	Unfund	Efficiencies	(16,519)
16	Health	25010004	6001001	1	Account Clerk	7 CSEA	Unfund	Efficiencies	(25,900)
17	Health	25020004	6001000	1	Supervising Public Health Nurse	20 BAPA	Unfund	Efficiencies	(68,225)
18	Health	25020004	6001000	1	Secretary	13 CSEA	Unfund	Efficiencies	(48,357)
19	Health	25010004	6001001	1	Assistant County Attorney Part Time	AT-1	Abolish	Efficiencies	(28,655)
20	Health	25010004	6001001	1	Deputy Director of Public Health	D Admin	Unfund	Efficiencies	(58,788)
21	Library	40000008	6001001	1	Deputy County Historian	NA	Fund	Efficiencies	5,383
22	Office for the Aging	34010006	6001000	1	Keyboard Specialist	8 CSEA	Abolish unfunded position	Efficiencies	-
23	Office of Management and Budget	45010001	6001000	1	Deputy Director of OMB-Accounting	Admin II G	Abolish	Reorganization	(97,575)
24	Office of Management and Budget	45010001	6001000	1	Deputy Director of OMB-Budget	Admin II F	Upgrade to Deputy Director of OMB Admin II G	Reorganization	8,665
25	Office of Management and Budget	45010001	6001000	1	Treasury Manager	23 BAPA	Upgrade to 26 BAPA	Reorganization	3,428
26	Office of Management and Budget	45010001	6001000	1	Senior Financial Analyst	21 BAPA	Upgrade to 24 BAPA	Reorganization	1,432
27	Office of Management and Budget	45010001	6001000	1	Treasury Associate	19 BAPA	Upgrade to 20 BAPA	Reorganization	301
28	Office of Management and Budget	45010001	6001000	1	Payroll Supervisor	18 BAPA	Upgrade to 20 BAPA	Reorganization	5,737
29	Probation	21010003	6001000	1	Probation Officer	17/16 CSEA	Create, July 1	Raise the Age Legislation	27,838
30	Personnel	13000001	6001001	1	Clerk Part-Time	7 Admin	Unfund	Efficiencies	(13,177)
31	Public Transportation	31010105	6001000	1	Custodial Worker	6 CSEA	Temporary to Permanent	Reorganization	-
32	Public Transportation	31010105	6001000	2	Coach Operator Full Time	ATU	Temporary to Permanent	Reorganization	-
33	Public Works- Engineering	15030001	6001000	1	Deputy Commissioner of Public Works,Parks, Recreation	H Admin	Unfund	Reorganization	(108,899)
34	Public Works- Engineering	15030001	6001000	1	Engineer III	28 BAPA	Unfund	Reorganization	(96,429)
35	Public Works- Engineering	15030001	6001000	1	Engineer II	24 CSEA	Upgrade from Engineer I	Reorganization	5,028
36	Public Works- Engineering	15030001	6001000	1	Engineer I	21 CSEA	Fund	Reorganization	67,571
37	Public Works-Security	22000203	6001000	1	Security Officer I	7 CSEA	Abolish	Efficiencies	(40,359)
38	Risk Management	18020001	6001000	1	Health Insurance Analyst	18 Admin	Upgrade to 22 Admin	Efficiencies	6,954
39	Sheriff Administration	23020403	6001001	1	Keyboard Specialist Part Time	8 CSEA	Create	Efficiencies	15,356
40	Sheriff Corrections	23010003	6001000	4	Corrections Officer	AFSCME	Create, September 1	Raise the Age Legislation	76,748
41	Social Services	35050006	6001000	1	Intensive Case Manager Full Time	18 CSEA	Upgraded from Intensive Case Manager Part-Time	Efficiencies	8,469
42	Social Services	35030006	6001000	1	Human Services Coordinator II	20 CSEA	Create	Efficiencies	(21,674)
43	Social Services	35030006	6001000	1	Drug Abuse Counselor	14 CSEA	Create	Efficiencies	(42,439)
44	Solid Waste Management	38010007	6001000	1	Deputy Commissioner of PW - Solid Waste Management	F Admin	Abolish unfunded position	Reorganization	-
45	Solid Waste Management	38010007	6001000	1	Director of Solid Waste Management	27 BAPA	Create	Reorganization	97,589
46	Solid Waste Management	38010007	6001000	1	Laborer	AFSCME	Create	Reorganization	44,304
47	Willow Point Nursing Home	27010304	6001001	1	Account Clerk Typist	7 CSEA	Abolish	Efficiencies	(14,213)
48	Willow Point Nursing Home	27050104	6001000	1	Food Service Director	20 BAPA	Transfer from Central Kitchen 02010001	Efficiencies	-
49	Willow Point Nursing Home	27060304	6001000	6	Certified Nursing Assistant	6 CSEA	Unfund	Efficiencies	(248,166)
50	Willow Point Nursing Home	27060304	6001001	3	Licensed Practical Nurse	15 CSEA	Unfund	Efficiencies	(75,624)

(405,590)

Personnel Summary

Summary of Authorized Positions by Department
Full-time and Part-time

	2016 Actuals		Current Through 7/5/2017		2018 Requested		2018 Recommended		2018 Adopted	
	Full-time	Part-time	Full-time	Part-time	Full-time	Part-time	Full-time	Part-time	Full-time	Part-time
<u>General Fund</u>										
Legislature	4	15	5	15	5	15	5	15	5	15
County Executive	7	0	7	0	7	0	7	0	7	0
County Clerk	25	7	25	7	25	7	25	7	25	7
District Attorney	30	1	30	1	34	1	33	1	33	1
Audit and Control	9	1	9	1	9	1	9	1	9	1
Coroners	0	4	0	4	0	4	0	4	0	4
Elections	6	6	6	4	6	4	6	4	6	4
Office of Management and Budget	14	0	15	0	14	0	14	0	14	0
Information Technology	31	2	30	2	30	2	30	2	30	2
Law(County Attorney)	21	0	21	0	22	0	22	0	22	0
Personnel	10	1	10	1	10	1	10	1	10	1
Public Defender	21	0	21	0	21	0	21	0	21	0
Public Works(including Security)	96	0	92	0	91	0	91	0	91	0
Purchasing	3	0	3	0	3	0	3	0	3	0
Real Property Tax Services	10	0	10	0	10	0	10	0	10	0
Sheriff	245	2	249	3	261	4	253	4	253	4
Emergency Services	50	1	50	1	52	1	51	1	51	1
Probation	43	0	44	0	45	0	45	0	45	0
STOP DWI	2	0	2	0	2	0	2	0	2	0
Health	48	20	45	21	45	20	45	20	45	20
Mental Health	4	0	3	0	3	0	3	0	3	0
Office for the Aging	6	2	6	2	5	2	5	2	5	2
Social Services	277	3	280	3	283	2	283	2	283	2
Veterans Services	2	1	2	2	2	2	2	2	2	2
Planning and Economic Development	9	0	9	0	9	0	9	0	9	0
Parks, Recreation and Youth Services	19	0	19	0	20	0	19	0	19	0
General Fund Total	992	66	993	67	1014	66	1003	66	1003	66

Summary of Authorized Positions by Department
Full-time and Part-time

	2016 Actuals		Current Through 7/5/2017		2018 Requested		2018 Recommended		2018 Adopted	
	Full-time	Part-time	Full-time	Part-time	Full-time	Part-time	Full-time	Part-time	Full-time	Part-time
<u>Enterprise Fund Type</u>										
Aviation	20	2	20	2	20	2	20	2	20	2
Public Transportation(Transit)	69	26	69	25	71	26	71	26	71	26
Solid Waste Management	22	0	22	0	23	0	23	0	23	0
Willow Point Nursing Home	269	101	270	99	271	98	271	98	271	98
Enterprise Fund Type Total	380	129	381	126	385	126	385	126	385	126
<u>Internal Service Fund Type</u>										
Central Food and Nutrition Services	2	0	2	0	0	0	0	0	0	0
Fleet Management	3	0	3	0	3	0	3	0	3	0
Risk & Insurance	6	0	6	0	6	0	6	0	6	0
Internal Services Fund Type Total	11	0	11	0	9	0	9	0	9	0
<u>Special Revenue Fund Type</u>										
Library	14	11	14	10	14	10	14	10	14	10
County Highway	72	0	69	0	69	0	69	0	69	0
Floyd L. Maines Veterans' Memorial Arena	5	2	5	2	5	2	5	2	5	2
Enjoie Golf Course	3	0	3	0	3	0	3	0	3	0
Special Revenue Fund Type Total	94	13	91	12	91	12	91	12	91	12
Total Positions - Full-time Part-time by Year	1,477	208	1,476	205	1,499	204	1,488	204	1,488	204
Total Positions by Year	<u>1,685</u>		<u>1,681</u>		<u>1,703</u>		<u>1,692</u>		<u>1,692</u>	

Financial Summaries

Broome County Government

Appropriation by Character

Report: BP060

Type: EXPENSE

Budget Yr: 2018

Character	Character Title	2016 Actuals	2017 Budget	2017 Actuals as of 11/3/2017	2018 Budget Requested	2018 Budget Recommended	2018 Budget Adopted
0000010	Personnel Service	80,888,964	81,072,861	63,783,119	82,480,404	81,635,331	81,616,829
0000020	Equipment and Capital Outlay	238,653	713,024	527,778	637,105	625,405	574,405
0000040	Contractual Expenditures	303,264,403	205,547,154	163,576,142	207,371,557	207,295,293	207,289,910
0000041	Chargeback Expenses	15,426,049	15,320,664	8,692,280	15,222,059	15,221,609	15,221,609
0000042	Depreciation	10,066,318	0	133,393	0	0	0
0000060	Principal on Indebtedness	9,961,794	14,129,401	8,549,446	13,724,328	13,724,328	13,724,328
0000070	Interest on Indebtedness	3,718,173	4,064,735	3,349,586	4,164,819	4,164,819	4,164,819
0000080	Employee Benefits	51,407,695	49,533,913	36,105,850	49,910,387	49,540,687	49,370,493
0000090	Transfers	14,034,314	15,625,085	16,782,786	15,616,139	15,616,139	15,646,522
Grand Totals		489,006,363	386,006,837	301,500,380	389,126,798	387,823,611	387,608,915

Broome County Government

Revenue by Character

Report: BP160

Type: REVENUE

Budget Yr: 2018

Character	Character Title	2016 Actuals	2017 Budget	2017 Actuals as of 11/3/2017	2018 Budget Requested	2018 Budget Recommended	2018 Budget Adopted
0000001	Tax Items	200,449,507	157,610,308	133,185,123	160,988,812	160,988,812	160,743,733
0000002	Departmental Income	109,481,006	109,849,447	83,741,382	111,230,441	111,269,537	111,269,537
0000003	Use of Money	550,282	558,331	363,246	616,379	616,379	616,379
0000004	Licenses and Permits	142,528	151,650	92,095	119,745	119,745	119,745
0000005	Fines and Forfeitures	331,544	268,000	164,090	253,500	253,500	253,500
0000006	Sale of Prop and Comp for Loss	182,522	123,200	113,179	124,478	124,478	124,478
0000007	Misc Interfund Revenues	27,171,606	22,190,411	19,273,832	22,557,176	22,402,926	22,433,309
0000008	State Aid	38,402,319	34,823,362	26,933,658	35,993,403	35,989,825	35,989,825
0000009	Federal Aid	114,510,268	52,165,660	34,650,342	52,346,776	52,346,776	52,346,776
Grand Totals		491,221,582	377,740,369	298,516,947	384,230,710	384,111,978	383,897,282

Report ID: BCBP064
Budget Yr: 2018

Broome County Government
APPROPRIATION SUMMARY BY DEPARTMENT

DEPARTMENT	DEPARTMENT TITLE	2016 ACTUALS	2017 BUDGET	YTD ACTUALS AS OF 11/03/2017	2018 BUDGET REQUESTED	2018 BUDGET RECOMMENDED	2018 BUDGET ADOPTED
01	Audit and Control	3,707,311	3,272,113	2,630,993	3,290,212	3,783,114	3,783,114
02	Central Foods	5,308,258	5,312,900	3,973,091	5,307,890	5,307,890	5,307,890
03	Coroners	595,645	512,271	448,908	562,545	562,545	562,545
04	County Clerk	2,000,723	2,118,114	1,595,582	2,128,371	2,125,421	2,125,421
05	County Executive	684,211	672,853	506,857	692,804	692,804	692,804
06	District Attorney	4,538,905	3,612,604	2,767,616	3,747,666	3,660,522	3,660,522
07	Elections	1,492,372	1,199,298	570,043	1,463,360	1,405,839	1,405,839
09	Fleet Management	1,070,351	1,301,240	570,135	1,031,454	1,031,454	1,031,454
10	Information Technology	6,510,406	6,801,486	4,973,651	6,866,366	6,857,791	6,795,595
11	Law	2,241,866	2,320,277	1,705,715	2,314,868	2,302,531	2,302,531
12	Legislative	701,070	843,718	621,343	870,997	870,997	870,997
13	Personnel	852,495	842,687	640,502	844,170	844,170	830,993
14	Public Defender	1,833,505	1,997,618	1,427,755	1,965,963	1,964,963	1,964,963
15	Public Works	7,312,023	7,173,803	5,584,559	7,250,261	7,108,202	7,108,202
16	Purchasing	302,989	304,561	223,131	296,549	296,049	296,049
17	Real Property Tax Services	956,529	998,824	744,840	988,116	972,616	972,616
18	Risk and Insurance	53,447,728	55,381,072	45,791,637	57,838,109	57,838,109	57,838,109
20	Emergency Services	4,692,925	4,998,071	3,959,608	5,330,037	5,120,861	5,120,861
21	Probation	3,858,197	3,949,879	2,917,289	4,019,754	4,006,754	4,006,754
22	Security	3,342,551	3,653,261	2,736,267	3,580,475	3,547,650	3,547,650
23	Sheriff	34,933,311	37,567,595	27,843,651	38,670,083	37,740,107	37,740,107
24	STOP DWI	371,159	279,684	162,925	281,100	281,100	281,100
25	Health	15,685,545	13,693,797	9,338,910	13,612,111	13,600,372	13,600,372
26	Mental Health	1,136,773	1,259,118	808,019	1,230,916	1,220,816	1,220,816
27	Willow Point	32,192,586	31,150,063	21,072,068	30,973,592	30,906,592	30,906,592
28	Aviation	8,335,752	3,725,519	2,178,965	3,569,427	3,569,427	3,569,427
29	Highway	10,591,609	10,271,806	8,959,263	10,389,820	10,389,820	10,389,820
30	Road Machinery	2,672,148	2,667,684	2,214,655	2,610,138	2,610,138	2,610,138
31	Public Transportation	12,945,164	11,950,412	8,855,480	11,893,279	11,893,279	11,893,279
33	Employment & Training	190,940	0	0	0	0	0
34	Office for Aging	1,686,453	1,736,016	1,468,477	1,706,066	1,686,066	1,686,066
35	Social Services	171,090,856	118,345,495	92,929,985	116,499,865	116,466,365	116,466,365
36	Veterans Services	513,464	518,500	362,348	533,325	553,325	553,325
37	Planning and Econ Development	712,177	814,408	663,687	827,964	792,464	792,464
38	Solid Waste Management	9,715,196	9,232,399	3,893,857	9,157,833	9,157,833	9,157,833
39	Arena	1,652,187	1,602,704	1,345,635	1,782,587	1,748,337	1,748,337
40	County Library	2,061,573	1,975,634	1,432,774	1,958,248	1,938,248	1,968,631
41	En Joie Golf Course	1,048,749	989,258	853,801	1,050,994	1,050,994	1,050,994
42	Forum	132,948	153,287	106,324	167,463	158,963	158,963
43	Parks and Recreation	2,709,392	2,695,492	1,963,108	2,644,839	2,581,902	2,581,902
45	Office of Management & Budget	45,231,498	1,213,529	855,565	1,115,767	1,115,767	1,115,767
90	Special Objects	9,069,098	6,127,204	9,023,662	6,798,897	6,798,897	6,598,808
91	Debt Service (General Fund)	6,542,660	7,618,261	6,080,903	8,179,735	8,179,735	8,179,735
92	Interfund Transfers	12,335,065	13,152,322	14,696,796	13,082,782	13,082,782	13,113,165
		489,006,363	386,006,837	301,500,380	389,126,798	387,823,611	387,608,915

Broome County Government
 REVENUE SUMMARY BY DEPARTMENT

DEPARTMENT	DEPARTMENT TITLE	2016 ACTUALS	2017 BUDGET	2017 YTD ACTUALS AS OF 11/03/2017	2018 BUDGET REQUESTED	2018 BUDGET RECOMMENDED	2018 BUDGET ADOPTED
01	Audit and Control	53,481	55,000	41,943	55,000	55,000	55,000
02	Central Foods	5,114,472	5,337,586	3,682,131	5,307,890	5,307,890	5,307,890
04	County Clerk	3,757,291	3,865,521	3,120,536	3,875,275	3,875,275	3,875,275
05	County Executive	2,914,358	1,575,422	0	1,547,075	1,547,075	1,547,075
06	District Attorney	1,795,065	211,689	189,494	260,500	260,500	260,500
07	Elections	511,588	511,567	511,567	511,567	535,000	535,000
09	Fleet Management	945,019	1,081,901	896,890	1,131,099	1,131,099	1,131,099
10	Information Technology	2,618,147	2,807,696	1,675,676	3,029,505	3,029,505	3,029,505
11	Law	1,315,031	1,363,986	879,972	1,441,121	1,434,784	1,434,784
12	Legislative	670	600	379	600	600	600
13	Personnel	108,224	90,373	13,075	94,747	94,747	94,747
14	Public Defender	27,508	27,012	25,491	23,000	23,000	23,000
15	Public Works	1,124,273	1,340,425	862,735	1,242,659	1,242,659	1,242,659
16	Purchasing	809	0	92	0	0	0
17	Real Property Tax Services	1,658,820	1,781,000	1,276,767	1,842,000	1,842,000	1,842,000
18	Risk and Insurance	52,546,763	52,784,046	41,895,664	53,987,244	53,987,244	53,987,244
20	Emergency Services	885,796	951,006	727,317	1,008,197	997,197	997,197
21	Probation	513,939	499,585	155,787	510,394	510,394	510,394
22	Security	2,686,155	2,733,799	1,938,092	2,758,585	2,747,085	2,747,085
23	Sheriff	1,288,398	1,083,877	1,217,354	1,152,599	1,152,599	1,152,599
24	STOP DWI	464,606	279,300	165,974	281,100	281,100	281,100
25	Health	9,452,421	6,912,362	6,171,920	6,948,987	6,945,409	6,945,409
26	Mental Health	307,224	282,170	152,214	285,023	285,023	285,023
27	Willow Point	33,783,016	30,952,440	22,122,526	30,973,592	30,906,592	30,906,592
28	Aviation	7,383,599	3,723,326	3,060,054	3,569,427	3,569,427	3,569,427
29	Highway	10,185,784	10,264,937	8,549,793	10,389,820	10,389,820	10,389,820
30	Road Machinery	2,510,990	2,667,684	2,630,544	2,610,138	2,610,138	2,610,138
31	Public Transportation	13,324,216	11,950,412	7,642,188	11,893,279	11,893,279	11,893,279
33	Employment & Training	191,474	0	477	0	0	0
34	Office for Aging	1,260,100	1,200,865	834,574	1,199,019	1,199,019	1,199,019
35	Social Services	109,695,824	56,285,151	38,734,649	55,883,443	55,883,443	55,883,443
36	Veterans Services	339,480	518,500	521,390	533,325	553,325	553,325
37	Planning and Econ Development	18,993	21,840	11,438	10,000	10,000	10,000
38	Solid Waste Management	12,470,116	9,153,405	8,390,273	9,193,465	9,193,465	9,193,465
39	Arena	1,402,519	1,602,312	1,212,748	1,782,587	1,748,337	1,748,337
40	County Library	1,901,686	1,975,218	1,985,148	1,958,248	1,938,248	1,968,631
41	En Joie Golf Course	1,070,793	997,950	936,961	1,054,949	1,054,949	1,054,949
42	Forum	71,907	153,287	133,531	167,463	158,963	158,963
43	Parks and Recreation	344,109	493,355	409,189	508,457	508,457	508,457
45	Office of Management & Budget	202,484,958	157,618,949	133,679,987	162,160,162	162,160,162	161,915,083
90	Special Objects	1,781,093	1,864,000	1,362,338	2,313,000	2,313,000	2,313,000
91	Debt Service (General Fund)	912,755	720,815	680,236	736,169	736,169	736,169
92	Interfund Transfers	-1,888	0	17,833	0	0	0
		491,221,582	377,740,369	298,516,947	384,230,710	384,111,978	383,897,282

Broome County Government

Appropriation by Subfund

Report: BP042 Type: EXPENSE

Budget Yr : 2018

Subfund	Subfund Title	2016 Actuals	2017 Budget	2017 Actuals as of 11/3/2017	2018 Requested	2018 Recommended	2018 Adopted
1010	General Operating	347,774,122	250,446,146	200,359,019	251,563,427	250,381,490	250,136,411
2010	Aviation Operating	8,335,752	3,725,519	2,178,965	3,569,427	3,569,427	3,569,427
2020	SWM Operating	9,715,196	9,232,399	3,893,857	9,157,833	9,157,833	9,157,833
2040	Transit Operating	12,945,164	11,950,412	8,855,480	11,893,279	11,893,279	11,893,279
2050	WPNH Operating	32,192,586	31,150,063	21,072,068	30,973,592	30,906,592	30,906,592
2060	Central Kitchen Operating	5,308,258	5,312,900	3,973,091	5,307,890	5,307,890	5,307,890
2070	Fleet Operating	1,070,351	1,301,240	570,135	1,031,454	1,031,454	1,031,454
2080	Health Insurance Operating	47,378,619	49,445,237	42,326,345	51,679,229	51,679,229	51,679,229
2090	Self Insurance Operating	2,615,968	2,124,085	1,127,467	2,291,803	2,291,803	2,291,803
2100	Workers Comp Operating	3,247,618	3,811,750	2,337,825	3,867,077	3,867,077	3,867,077
2110	Unemployment Insurance Oper.	205,523	0	0	0	0	0
3110	Arena Operating	1,652,187	1,602,704	1,345,635	1,782,587	1,748,337	1,748,337
3120	County Road Operating	10,591,609	10,271,806	8,959,263	10,389,820	10,389,820	10,389,820
3130	Employment & Training Operatin	190,940	0	0	0	0	0
3140	EnJoie Operating	1,048,749	989,258	853,801	1,050,994	1,050,994	1,050,994
3150	Library Operating	2,061,573	1,975,634	1,432,774	1,958,248	1,938,248	1,968,631
3160	Road Machinery Operating	2,672,148	2,667,684	2,214,655	2,610,138	2,610,138	2,610,138
Grand Totals		489,006,363	386,006,837	301,500,380	389,126,798	387,823,611	387,608,915

Broome County Government

Revenue by Subfund

Report: BP142 Type: REVENUE

Budget Yr : 2018

Subfund	Subfund Title	2016 Actuals	2017 Budget	2017 Actuals as of 11/3/2017	2018 Requested	2018 Recommended	2018 Adopted
1010	General Operating	348,391,135	245,249,152	195,511,550	250,378,972	250,381,490	250,136,411
2010	Aviation Operating	7,383,599	3,723,326	3,060,054	3,569,427	3,569,427	3,569,427
2020	SWM Operating	12,470,116	9,153,405	8,390,273	9,193,465	9,193,465	9,193,465
2040	Transit Operating	13,324,216	11,950,412	7,642,188	11,893,279	11,893,279	11,893,279
2050	WPNH Operating	33,783,016	30,952,440	22,122,526	30,973,592	30,906,592	30,906,592
2060	Central Kitchen Operating	5,114,472	5,337,586	3,682,131	5,307,890	5,307,890	5,307,890
2070	Fleet Operating	945,019	1,081,901	896,890	1,131,099	1,131,099	1,131,099
2080	Health Insurance Operating	46,909,570	46,848,211	37,685,498	47,828,364	47,828,364	47,828,364
2090	Self Insurance Operating	1,679,400	2,124,085	1,366,899	2,291,803	2,291,803	2,291,803
2100	Workers Comp Operating	3,752,176	3,811,750	2,843,267	3,867,077	3,867,077	3,867,077
2110	Unemployment Insurance Oper.	205,617	0	0	0	0	0
3110	Arena Operating	1,402,519	1,602,312	1,212,748	1,782,587	1,748,337	1,748,337
3120	County Road Operating	10,185,784	10,264,937	8,549,793	10,389,820	10,389,820	10,389,820
3130	Employment & Training Operatin	191,474	0	477	0	0	0
3140	EnJoie Operating	1,070,793	997,950	936,961	1,054,949	1,054,949	1,054,949
3150	Library Operating	1,901,686	1,975,218	1,985,148	1,958,248	1,938,248	1,968,631
3160	Road Machinery Operating	2,510,990	2,667,684	2,630,544	2,610,138	2,610,138	2,610,138
Grand Totals		491,221,582	377,740,369	298,516,947	384,230,710	384,111,978	383,897,282

Report ID: BCBP070
Budget Yr: 2018

Broome County Government
APPROPRIATION SUMMARY BY FUNCTION

FUNCTION	FUNCTION TITLE	2016 ACTUALS	2017 BUDGET	2017 YTD ACTUALS AS OF 11/03/2017	2018 BUDGET REQUESTED	2018 BUDGET RECOMMENDED	2018 BUDGET ADOPTED
00000001	General Government Function	138,620,724	95,815,845	75,514,866	98,499,454	98,664,920	98,584,164
00000002	Education Function	15,997,427	16,477,261	13,735,039	16,594,901	16,593,901	16,593,901
00000003	Public Safety Function	47,206,933	50,458,490	37,624,260	51,891,449	50,706,472	50,706,472
00000004	Health Function	40,929,999	37,665,253	25,338,855	37,333,149	37,245,310	37,245,310
00000005	Transportation Function	34,544,673	28,615,421	22,208,363	28,462,664	28,462,664	28,462,664
00000006	Economic Assistance and Opp	174,239,532	121,857,299	95,607,325	119,938,818	119,905,168	119,905,168
00000007	Home and Community Svcs	10,427,373	10,046,807	4,557,544	9,985,797	9,950,297	9,950,297
00000008	Culture and Community Services	8,070,512	7,830,078	6,074,392	7,970,118	7,844,431	7,874,814
00000099	Unallocated Function	18,969,190	17,240,383	20,839,736	18,450,448	18,450,448	18,286,125
		489,006,363	386,006,837	301,500,380	389,126,798	387,823,611	387,608,915

Report ID: BCBP170
 Budget Yr: 2018

Broome County Government
 REVENUE SUMMARY BY FUNCTION

FUNCTION	FUNCTION TITLE	2016 ACTUALS	2017 BUDGET	2017 YTD ACTUALS AS OF 11/03/2017	2018 BUDGET REQUESTED	2018 BUDGET RECOMMENDED	2018 BUDGET ADOPTED
00000001	General Government Function	276,936,098	230,411,773	188,723,525	236,467,444	236,484,540	236,239,461
00000002	Education Function	4,893,827	4,968,842	4,743,168	5,042,191	5,042,155	5,042,155
00000003	Public Safety Function	5,838,894	5,547,567	4,204,524	5,710,875	5,688,375	5,688,375
00000004	Health Function	38,648,834	33,178,130	23,703,492	33,165,411	33,094,869	33,094,869
00000005	Transportation Function	33,404,589	28,606,359	21,882,579	28,462,664	28,462,664	28,462,664
00000006	Economic Assistance and Opp	112,601,145	59,169,516	41,008,504	58,780,787	58,800,787	58,800,787
00000007	Home and Community Svcs	12,489,109	9,175,245	8,401,711	9,203,465	9,203,465	9,203,465
00000008	Culture and Community Services	4,791,014	5,222,122	4,677,577	5,471,704	5,408,954	5,439,337
00000099	Unallocated Function	1,618,072	1,460,815	1,171,867	1,926,169	1,926,169	1,926,169
		491,221,582	377,740,369	298,516,947	384,230,710	384,111,978	383,897,282

Historical Tax Levy

Historical Tax Levies and Rates

Year	County Tax Levy	Full Assessed Value	Full Value Tax Rate	County Taxable Assessed Value	Taxable Assessed Tax Rate
2009	60,340,186	9,256,213,918	6.51888	3,676,914,823	16.410548
2010	64,331,918	9,997,585,275	6.43475	5,474,666,923	11.750837
2011	67,918,995	10,001,025,665	6.79120	5,485,197,941	12.382232
2012	67,906,109	9,732,723,098	6.97709	5,511,599,459	12.320581
2013	67,906,109	9,374,314,876	7.24385	5,549,707,486	12.235980
2014	69,110,223	9,526,116,510	7.25482	5,641,855,640	12.249555
2015	70,833,114	9,527,423,490	7.43466	5,639,939,495	12.559197
2016	72,164,775	9,762,207,432	7.39226	5,654,743,735	12.761812
2017	72,617,173	9,612,985,607	7.55407	5,684,578,950	12.774415
2018	73,705,567	9,714,729,107	7.58699	5,710,293,144	12.907493

Property Tax Levy by Municipality

Broome County
2018 Adopted Tax Levy By Municipality

Municipality	2017 Equalization Rate	County Taxable Assessed Adjusted Distributed	2017 Full Assessed Value	Full Assessed Value (as %)	County Property Tax Levy	County Taxable Assessed Value	2018 Property Tax Rate (per \$1000 of assessment)
Binghamton (City)	84	1,229,591,015	1,463,798,827	15.067830%	11,105,829	1,229,555,365	9.032395
Barker	100	140,896,471	140,896,471	1.450339%	1,068,980	140,893,921	7.587129
Binghamton	68	220,183,069	323,798,631	3.333069%	2,456,657	220,177,169	11.157639
Chenango	70	484,364,788	691,949,697	7.122686%	5,249,816	484,336,588	10.839190
Colesville	8.36	19,848,317	237,420,060	2.443918%	1,801,304	19,821,117	90.878025
Conklin	69	171,618,451	248,722,393	2.560261%	1,887,055	171,612,551	10.996018
Dickinson	75	156,874,545	209,166,060	2.153082%	1,586,941	156,864,695	10.116624
Fenton	65	196,454,149	302,237,152	3.111123%	2,293,071	196,448,149	11.672651
Kirkwood	78	275,878,628	353,690,549	3.640766%	2,683,447	275,877,808	9.726941
Lisle	100	103,269,593	103,269,593	1.063021%	783,506	103,269,593	7.586991
Maine	65	161,136,558	247,902,397	2.551820%	1,880,833	161,120,058	11.673490
Nanticoke	58	41,128,517	70,911,236	0.729935%	538,003	41,127,017	13.081497
Sanford	60	163,051,369	271,752,282	2.797322%	2,061,782	163,037,845	12.646035
Triangle	100	133,907,747	133,907,747	1.378399%	1,015,957	133,906,247	7.587076
Union	4.32	117,359,475	2,716,654,514	27.964285%	20,611,235	116,642,585	176.704200
Vestal	100	1,837,181,104	1,837,181,104	18.911295%	13,938,677	1,837,158,604	7.587084
Windsor	71.5	258,451,332	361,470,394	3.720849%	2,742,473	258,443,832	10.611485
2018 Totals		5,711,195,128	9,714,729,107	100.000000%	73,705,567	5,710,293,144	12.907493

Property Tax Exemption Summary

Broome County Property Tax Exemption Summary
Equalized Total Assessed Value
2017

Exemption Code	Exemption Name	Total Equalized Value of Exemptions	Payment in Lieu of Taxes	Exemption Code	Exemption Name	Total Equalized Value of Exemptions	Payment in Lieu of Taxes
12100	NYS-GENERALLY	970,757,783		41112	VET PRO RATA: FUL VALUE ASSMT	2,836	
13100	CO-GENERALLY	176,096,431		41121	ALT VET EX-WAR PERIOD-NON-COMBAT	44,035,820	
13230	CO O/S LIMITS-SPECIFIED USES	104,524		41122	ALT VET EX-WAR PERIOD-NON-COMBAT	593,110	
13350	CITY-GENERALLY	56,765,214		41131	ALT VET EX-WAR PERIOD-COMBAT	53,074,081	
13440	CITY O/S-LIMITS - SEWER OR WATER	87,445,600		41132	ALT VET EX-WAR PERIOD-COMBAT	1,063,026	
13500	TOWN-GENERALLY	53,572,929		41141	ALT VET EX-WAR PERIOD-DISABILITY	20,099,661	
13510	TOWN-CEMETERY LAND	137,070		41142	ALT VET EX WAR PERIOD-DISABILITY	81,770	
13650	VG-GENERALLY	47,353,505		41151	COLD WAR VETERANS (10%)	762,469	
13740	VG O/S LIMITS - SEWER OR WATER	1,126,394		41152	COLD WAR VETERANS (10%)	581,512	
13800	SCHOOL DISTRICT	484,493,846		41162	COLD WAR VETERANS (15%)	6,000	
13850	BOCES	17,476,400		41171	COLD WAR VETERANS (DISABLED)	103,982	
13870	SPEC DIST USED FOR PURPOSES ESTAB	37,011,551		41172	COLD WAR VETERANS (DISABLED)	114,278	
13890	PUBLIC AUTHORITY - LOCAL	690,952		41300	PARAPALEGIC VETS	1,281,268	
14100	USA-GENERALLY	6,872,299		41400	CLERGY	806,852	
14110	USA-SPECIFIED USES	19,775,876		41700	AGRICULTURAL BUILDING	1,610,410	
17650	FACILITIES DEVELOPMENT CORP	653,200		41720	AGRICULTURAL DISTRICT	29,234,805	
18020	MUNICIPAL INDUSTRIAL DEV AGENCY	280,227,850		41730	AGRIC LAND-INDIV NOT IN AG DIST	2,396,463	
18060	URBAN REN: OWNER-MUN U R AGENCY	3,077,619		41800	PERSONS AGE 65 OR OVER	39,615,383	
18080	MUN HSNG AUTH-FEDERAL/MUN AIDED	21,537,381		41801	PERSONS AGE 65 OR OVER	11,755,751	
21600	RES OF CLERGY-RELIG CORP OWNER	7,164,291		41802	PERSONS AGE 65 OR OVER	66,030,928	
25110	NONPROF CORP-RELIG(CONST PROT)	336,710,261		41805	PERSONS AGE 65 OR OVER	6,590,636	
25120	NONPROF CORP-EDUCL(CONST PROT)	27,204,516		41822	LIVING QUARTERS FOR PARENTS AND GRAND	134,154	
25130	NONPROF CORP-CHAR(CONST PROT)	37,085,050		41930	DISABILITIES AND LIMITED INCOMES	1,442,095	
25210	NONPROF COPR-HOSPITAL	189,692,181		41931	DISABILITIES AND LIMITED INCOMES	878,050	
25220	NONPROF CORP-CEMETERY	231		41932	DISABILITIES AND LIMITED INCOMES	5,792,070	
25230	NONPROF CORP-MORAL/MENTAL IMP	14,652,934		41935	DISABILITIES AND LIMITED INCOMES	259,886	
25300	NONPROF CORP-SPECIFIED USES	211,390,578		42100	SILOS,MANURE STORAGE TANKS	34,965	
25400	FRATERNAL ORGANIZATION	399,231		42120	TEMPORARY GREENHOUSES	201,442	
25600	NONPROFIT HEALTH MAINTENANCE ORG	4,922,890		44210	HOME IMPROVEMENTS	686,713	
26050	AGRICULTURAL SOCIETY	8,986,184		44211	HOME IMPROVEMENTS	71,060	
26100	VETERANS ORGANIZATION	6,933,197		47460	FOREST LAND CERTD AFTER 8/74	7,425,994	
26250	HISTORICAL SOCIET	203,103		47610	BUSINESS INVESTMENT PROPERTY POST 8/5	44,443	
26400	INC VOLUNTEER FIRE CO OR DEPT	19,868,889		47615	BUSINESS INVESTMENT PROPERTY POST 8/5	240,655	
27200	RAILROAD-WHOLLY EXEMPT	601		47670	PROPERTY IMPRVMT IN EMPIRE ZONE	13,952,183	
27350	PRIVATELY OWNED CEMETERY LAND	24,896,920		47900	FAIR POLLUTION CONTROL FACILITY	1,967,593	
28550	NOT-FOR-PROFIT HOUS CO-SR CITS CTR	2,294,798		49500	SOLOR OR WIND ENERGY SYSTEM	282,060	
29150	OPERA HOUSE	1,046,119		50000	SYSTEM CODE	40,098,549	
29300	HOSP CORP FOR BENEFIT OF CITY	74,119,048					
32252	NYS OWNED REFORESTATION LAND	7,345,709					
32301	NYS LAND TAXABLE FOR SCHOOL ONLY	657,692					
41001	VETERANS EXEMPTION INCR/DECR IN	10,577,506					
41101	VETS EX BASED ON ELIGIBLE FUNDS	16,324,101					
				Total Exemptions Exclusive of System Exemptions:		3,580,925,858	
				Total System Exemptions:		40,098,549	
				Total:		3,621,024,407	

Values have been equalized using the uniform percentage of value. The exempt amounts do not take into consideration, payments in lieu of taxes or other payments for municipal services

Consolidated County Fees

2018 Floyd L. Maines Veterans' Memorial Arena

<u>Facilities Rental Fees</u>	<u>January - May</u>	<u>June - September</u>	<u>October - December</u>	<u>Ticketed Events (concert) 1 Day Event Attendance Rental Fees</u>
Flat Daily Rate	\$ 3,500	\$ 3,000	\$ 3,500	0 - 3,500 \$ 4,000
Move-in/ Rehearsal	2,000	1,500	2,000	3,501 - 4,000 5,000
Concourse/Floor only	1,700	1,500	1,700	4,001 - 4,500 6,000
Multi-day Rate				4,501 + 7,000
Monday - Thursday				
Day 1	2,500	2,000	2,500	
Day 2	2,000	1,500	2,000	
Day 3 + (add'l per day)	1,500	1,000	1,500	
Friday - Sunday				
Day 1	3,500	2,500	3,500	
Day 2	3,000	2,000	3,000	
Day 3 + (add'l per day)	2,500	1,500	2,500	

<u>Video System Fees</u>		
Additional copies	each	\$10
Audio	Hourly	63
Camera Operator	Hourly	63
Director	Hourly	63
Graphics Coordinator	Hourly	63
Instant Replay Operator	Hourly	63
Producer	Hourly	90
Record Fee	(2 Copies)	50
Usage Fee	Flat Fee	425

<u>Box Office Fees</u>	
Usage (per seller)	\$ 850
Day of show (per seller)	100
Ticket Master charges (per ticket)	
Box Office	0.08
Remotes*	0.15
Phone*	3.25%
Box Office Window (plus expenses)	4%
Group Sales (gross sales + expenses)	10%
*subject to inter-bank rate changes	

<u>User Fees</u>		
Basketball Court Rental	Hourly	\$150
Exhibitor Elec. Drops	Day per Drop	35
Forklift	Daily	150
Head Usher	Hourly	15.00
Ice Time Rental	Hourly	200
Internet	Flat Fee	125
Legal Fee	Flat Fee	100
Legal Notice		Press & Sun Rate
Pipe and Drape	Per linear foot	3
Pyrotechnics Permit	per show	City Clerk Rate
Spotlights	each	125
Street Permit	1st Day	30
	2+ (Daily)	15
Tables	each	5
Telephone	per line	50
Ushers	Hourly	12.50

<u>Public Safety Fees</u>	
Uniformed Police Officers (hourly)	\$30
Medical/Ambulance Personnel (hourly)	150
Ununiformed Security Officer (hourly)	22
Ununiformed Security Officer Supervisor (hourly)	30
<u>Concessions</u>	
Food Consultants Inc.	
American Food & Vending	
Local I.A.T.S.E. #54	
Building setups	
Show move-in/move-out	
Show setup	
Performances	

2018 Broome County Forum

Facilities Rental Fees

Move-in/ Rehearsal	
Up to 5 Hours	\$ 250
5+ Hours (per hour)	75
Multi-day Rate	
Monday - Thursday	
Day 1	1,500
Day 2	1,000
Day 3 + (add'l per day)	700
Friday - Sunday	
Day 1	1,500
Day 2	1,300
Day 3 + (add'l per day)	1,000
Two Shows in one day	700

Non-Profit Facility Rental Fees

Day 1	\$ 1,000
Day 2	500
Concessions	
Food Consultants Inc.	
American Food & Vending	
Local I.A.T.S.E. #54	
Building setups	
Show move-in/move-out	
Show setup	
Performances	

Box Office Fees

Usage (per seller)	per seller	\$ 300
Day of show (per seller)	per seller	100
Ticket Master charges (per ticket)	per ticket	
Box Office		0.08
Remotes*		0.15
Telephone*		3.25%
Box Office Window (plus expenses)		4%
*subject to inter-bank rate changes		

Public Safety Fees

Uniformed Police Officers (hourly)	hourly	\$30
Ununiformed Security Officer (hourly)	hourly	22
Ununiformed Security Officer Supervisor (hourly)	hourly	30

User Fees

Head Usher	Hourly	15.00
Internet	flat fee	125
Forklift	daily	150
Legal Fee	flat fee	100
Legal Notice		Press & Sun Rate
Parking Permit	1st Day	30
	2+ Day	15
Pipe and Drape	per linear foot	3
Pyrotechnic Permit		City Clerk Rate
Spotlights	each per show	125
Tables	each, per event	5
Telephone	per line	50
Ushers	Hourly	12.50

Five or more performances will have the fee for second show of day waived

2018 Parks and Recreation Fees

Greenwood Park

Camping

Off Season rate (Before Memorial Day, After Labour Day)	\$15
In Season Rate	
All Campsites Non-Electric	20
All Campsite Electric	25
Reservation Fee (1 time per site/per stay*)	5
Seasonal Rate (Memorial Day-Labor Day), Limit 5 sites/season **	1,900

Shelters

Weekdays	\$30
Weekends/Holidays	90

Boat Rentals ****

	<u>Deposit***</u>	Hourly <u>Rate</u>	Daily <u>Rate</u>
Canoes, Rowboats	\$10	\$5	\$20
Paddleboats, Kayaks	10	8	n/a
Sailboats	10	8	30
Senior Citizen (62+ yrs) and Veteran Discount Rowboats (M-F, no holidays)	5	3	10

Cross Country Skiing ****

Rental per hour (skis & snowshoes)	\$5
Trail fee per day (non-renters)	5
Season pass	35

Ground Rentals ^

	Hourly <u>Rate</u>	Daily <u>Rate</u>
Softball, Baseball or Soccer	N/A	\$15
Volleyball	\$10	N/A

Memorial Day (Fri-Mon), Independence Day (July 2nd-July 6th), Labor Day (Fri-Sun)

*Per Stay is defined as per financial transaction

**Rate defined as residency/reservations for 75 days or more

***Or provide Credit Card & Drivers License

****Renter pays for all damages to rentals

^Park Manager will assign field numbers based on lining availability

2018 En-Joie Golf Fees

Membership

Adult Membership	\$1,550
Husband and Wife	2,250
Seniors – over 62	1,400
Seniors: Husband/Wife over 62	2,100
Intermediate (19-24)	1,100
Junior (under 18)	600

Daily Fees

	Adult	Senior	Junior*	Twilight
Monday thru Thursday	\$34	\$31	\$25	\$ -
Monday thru Thursday with cart	49	46	40	
Monday-Friday after 4:00 pm				40
Friday with cart	58	55	45	0
Sat, Sun & Holiday with cart	66	66	49	
Sat, Sun & Holidays after 3:00 pm				46

*Drivers License Required

Miscellaneous

Cart per person – daily	\$15
Club Storage	50
Handicaps	25
Locker Fee	50
Tee Time may be made seven (7) days in advance.	

Frequent Play Cards 8 (eight) rounds

Weekdays cart NOT included	\$245
Adult or Seniors- Weekends	450
Seniors - Weekdays cart NOT included	225

Riding carts mandatory Friday, Saturday, Sunday and Holidays until 12:00 pm. (noon)

Pre-paid discount Cart Cards will be made available to Members at a reduced rate!

9 hole rates available

2018 Office of Management and Budget
Town and County Unpaid Taxes

Property Taxes-Town and County

Interest	monthly	1%	February 1 and later
Handling Charge	each unpaid tax parcel	\$1	April
Late Charge	amount of unpaid tax	5%	April
Advertising Fee	each tax parcel published as unpaid	\$7	August
Title Search Fee	each tax parcel researched for foreclosure	\$150	November
Redemption Fee	each parcel filed as in the foreclosure action	\$1	November

Property Taxes-Town and County-School Tax Relevy

Relevy Fee	amount of original tax and school district late fee	7%	
------------	---	----	--

Property Taxes-Town and County-Village Tax Relevy

Relevy Fee	amount of original tax and school district late fee	7%	
Handling Charge	each unpaid tax parcel	\$1	

Tax Search Certificates

\$20

NSF Fee

\$20

2018 County Clerk Fee Schedule

Business Certificates (Partnership or Individual)

Form	\$ 1
File certificate	25
File amended certificate	25
File discontinuance no fee	
Certify a prepared copy	5

Liens

Attachment (notice of) –	
File and record	\$20
Cancel no fee	
Building and Loan Agreement	
File original or amendment	25
Discharge no fee	
Common Charge Lien, filing	5
Crime Victim Lien no fee	
State Tax Lien no fee	
Federal Tax Lien	40
Hospital Lien no fee	
Lis Pendens	45
Plus \$.50 per notation	
Mechanics Lien	
Filing	15
Discharge no fee	
Affidavit of service	5
Notice of Lending Filing	15

Real Estate

Leases, Easements, Power of Attorney	
Release of lien of estate tax:	
Record	\$ 45
Plus \$5.00/per printed side of each page	
Plus \$.50 per notation	
Transfer Tax Affidavit (TP584)	
One original One copy	10
Real Property Transfer Report (RP5217)	
Residential	125
All others	250
Small Claims assessment review	30
Miscellaneous filing	5

Uniform Commercial Code

UCC-1 Original Financing Statement with Addendum	\$ 40
UCC-3 Amendment – Continue, Assign or Terminate	
with Addendum	40
UCC-11	
Written search request	25
Copies/per document	5

Searches

Each two year period	\$ 5
Per name/Per category	
Ex. Deed, mortgage, DBA	

Certification of Document

Other than cover by special law	\$ 5
---------------------------------	------

Fax Documents

Per page	\$ 1
----------	------

Passports

Passport	\$ 25
Photos (service available in Clerk's Office)	10

Copies

Recorded and filed documents (to file no fee)	
\$.65/page. Minimum of \$1.30	
To prepare and certify a copy	
\$1.25/page. Minimum of \$5.00	

Maps	\$ 5
Certified copies are additional	5

2018 County Clerk Fee Schedule

Civil Action

Issuance of index number	\$ 210
Request for judicial intervention	95
Note of Issue	30
Jury demand	65
Notice of Appeal	65
Dissolution of Marriage Certificate	5
Separation Agreements	5
Motion/cross motion/Order to show caus	45
Stipulation of settlement or voluntary discontinuance	35
Certificate of Divorce	5

Judgments/Executions

Docket and enter, taxing costs	\$ 45
Satisfaction of judgment no fee	
Transcript of judgment:	
Filing	10
Issue a transcript	5
Certificate of:	
Disposition, cancellation or assignment	
To issue or file	5
Exemplified Judgment	15

Other Real Estate Taxes

Mortgage Tax	
1% of the amount of the mortgage	
If a bank, credit union, or lending	
agency is involved, they pay 1/4%	
and the borrower pays 3/4%	
Transfer Tax	
\$5 per \$1,000	

Mortgages

Record (including recording page)	\$ 45
Plus 5.00/per page	
Plus .50/per notation	
Assignment (including recording page)	45
Plus 5.00/per page	
Plus .50/per notation	
Plus \$3.50 each additional mortgage	
Consolidation extension, modification	
Subordination, corrections, etc.	45
Plus 5.00/per page - .50 per notation	
Affidavits filed with mortgage	5
Discharge (Including recording page)	45
Plus 5.00/per page - .50/per notation	
Plus \$13.50/each additional mortgage	
Release part of mortgaged premises	
(Including recording page)	45
Plus 5.00/per page - .50/per notation	
Estoppel Certificate (including recording page)	45
Plus 5.00/per page - .50/per notation	

Other

Remote Access Fee Per Annum	\$250/month
Credit Card Fees + Internet fee	\$ 1.90

Oath of Office

Oath for Commissioner of Deeds	\$ No fee 1.00
--------------------------------	-------------------

Wage Assignments

Filing	\$ 5
Satisfaction no fee	
Satisfaction or cancel no fee	
Notice of lending, filing	15
Public welfare lien no fee	
Surety Bond	5

Survey Maps

Filing	\$ 10
Requirements: Linen or Mylar original	
8 ½ x 11 minimum	
34 x 44 maximum	
Subdivision with five or more lots require health dept se	
Copies	\$ 5
Certified Copy Additional	5.2

Notary Public

File Certificate of Appointment	\$ 60
File Certificate of official character	5
Issue Certificate of appointment	5
Certificate authenticating notary	3

Broome County Health Department
2018 Fee Schedule

Environmental Health Services Division

<u>Permits</u>	<u>Fee</u>	<u>Plan Review</u>	<u>Fee</u>
Food Service		Food Service	\$ 50
High Risk Food	\$ 300	Pools/Beaches	250
High Risk Food (Seasonal)	150	Spa	200
Medium Risk Food	200	Hotels/Motels/Per Room	15
Medium Risk Food (Seasonal)	100	Traver Trailer Camp/Per Site	10
Low Risk Food	100	Mobile Home Parks/Per Site	25
Low Risk Food (Seasonal)	50	Children's Camps	400
Temporary Food	50	Mass Gatherings	26,000
Pools/Beaches		Sewage/Disposal	
Bathers 100	\$ 155	New Construction	\$ 50
Bathers more than 100	309	Existing Construction	190
Hotels/Motels		Commercial Engineering Plan	75
Base Fee	\$ 203		
Room Fee (20 or more)	15	Land Development/Per Site	
Mobile Home Parks (Base Fee) based on sites		Private Water/Private Sewer	\$ 40
1 - 20	\$ 215	Private Sewer/Public Water	30
21 - 40	285	Private Water/Public Sewer	20
41 - 75	835	Proposed Public Water/Sewer	15
76 and above	1075	Existing Public Water/Sewer	12.50
Private Water (Surcharge) based on sites		Community Water	
41-75	\$ 60	New Source	\$ 500
76 and above	120	Distribution	\$ 250
Private Sewage (Surcharge) based on sites		Miscellaneous	
41-75	\$ 60	Record Search/Per Page	\$ 0.25
76 and above	120		
Travel Trailer			
Base Fee	\$ 60		
Per Site	1		
Children's Camps	\$ 100		

2018 Fee Schedule
Maternal Child Health and Development Division

Medication Administration Training

	Fee
Classroom Full Day Training	\$ 100
Independent Study	70

Clinic DivisionService

	Fee
Comprehensive Pre-Employment Physical Examination	\$ 160
Comprehensive STD Screen	160
TB MD Initial Visit	110
STD Screen	110
Pre-Employment Physical Examination	105
TB Repeat MD Visit	50
EKG Evaluation	50
HIV Post-Test Counseling - Positive or Reactive	50
Limited Visit	75
TB History or Medication Refills (Nurse/Directly Observed Therapy)	50
Home Visit DOT	60
Education and Counseling	35
HIV Counseling	35
HIV Rapid Test	35
Lead Screening	25
Health Assessment (Employee Health)	25
STD Screen Partial	50
Brief Visit/Followup	50
Wart Treatment Penis	130
Wart Treatment Vulva	130
Wart Treatment Vagina	115
Wart Treatment Anal	240
Wart Treatment Other	110
Hepatitis C Antibody Testing	35
Minimal visit	25

ServiceAdditional Charges

	Fee
Urinalysis Dip	\$5
Vision Screen	10
Hearing Screen	30
Pulmonary Function Test with Interpretation	50
Mantoux Test	10
Mantoux Assessment	10
Flu Vaccine	18.16
Fluzone High Dose	44
MMR	75
Td	26
Tdap	37
Pneumovax	89.95
Hepatitis A	35
Hepatitis B	40
Hepatitis A&B	59
HPV	135
Varicella	125
Meningococcal Vaccine	118
Rabies	300
Venipuncture	10

Vaccine Administration

Single Dose (VFC)	\$ 17
Single Dose (Non VFC)	25
Multiple dose (Non VFC)	15
Mass Flu	25

Sliding fee scale for all clients, except travel and out-of-county clients, which are full fee. Rates are based on Medicare Physician Fee Schedule.

Vaccines that are not state supplied are charged at full cost of vaccine and may be subject to change.

Vaccine and administration rates are determined based on actual costs. Medicare and provider rates and may be subject to change.

Laboratory costs are based on contracted services and laboratory costs may change with contract renewals.

2018 Landfill Fee Schedule

<u>Material Tip Fee</u>			<u>Miscellaneous Charges</u>		
		Fee			Fee
Asbestos (residential)	A	\$ 100	Compost Bin	BIN	\$ 45
Asbestos Bulk (commercial)	AB	60	Freon Unit	F	10
Auto Fluff	AF	15	Municipal Cleanup Individual Tire	MCT1	2.50
Residential Aggregates	AG	45	Blue Recycling Bin	RBIN	14
Ash (Coal)	ASH	17	Car Tire	T1	2.50
Animal Waste	AW	100	Safety Vest	V	5
Burried Aggregates	BAG	45	Yellow Recycling Bin	YB	3.07
Construction & Demo Debris	C	45			
Non-Friable Asbestos	CA	45			
Contaminated Debris	CD	45			
Contaminated Soil	CS	27			
Contaminated Soil Bury	CSB	45			
Contaminated Commercial Garbage	CX	45			
Glass Aggregate	GLAG	10			
Municipal Cleanup Construction	MCC	45			
Municipal Cleanup Garbage	MCX	45			
Pallets	P	45			
Grit and Sludge	S	45			
Stabilized Sludge and Grit	SG	40			
Tree Stumps	ST	45			
Tires	T	155			
Commercial Garbage	X	45			
Leaf and Yard Waste	Y	20			

Contracted volume based pricing may vary

Broome County Office for Aging
2018 Fees and Suggested Contributions Update

		2017	2018	2017	2018
		Fee	Fee	Suggested Contribution	Suggested Contribution
Adult Day Care	Daily	n/a	n/a	\$20.00	\$20.00
Adult Day Care - MLTC	Daily	\$45.00 - \$60.00	\$45.00 - \$60.00	n/a	n/a
Adult Day Care - Private Pay	Half Day	\$24.00	\$24.00	n/a	n/a
Adult Day Care - Private Pay	Daily	\$45.00	\$45.00	n/a	n/a
Caregiver Respite Service	4 hours	n/a	n/a	\$15-\$52/day	\$15-\$52/day
Congregate Meals at Senior Center		n/a	n/a	\$3.25	\$3.25
EISEP (Contribution)	Hourly	n/a	n/a	\$2.75-\$6.50	\$2.75-\$6.50
EISEP (Cost share)	Hourly	Varies by client income	Varies by client income	n/a	n/a
Home Delivered Meals		n/a	n/a	\$3.25	\$3.25
MLTC Clients Home Delivered Meals		\$5.35 - \$8.00	\$5.35 - \$8.00	n/a	n/a
MLTC Congregate Meals at Senior Center		\$6.00 - \$6.50	\$6.00 - \$6.50	n/a	n/a
Senior News Advertisements		Varies by ad size/number	No change planned	n/a	n/a
Senior News Subscription	Annual	n/a	n/a	\$10.00	\$10.00
Transportation	One way	n/a	n/a	\$1.50	\$1.50
Transportation - MLTC	One way	\$11.00 - \$15.00	\$11.00 - \$15.00	n/a	n/a

These fees and suggested contributions are ALL subject to change based on actual allocations that we receive from our grantors.

**2018 Broome County Planning
Fee Schedule for Services and Data**

Private Fees

Prints

Size	Existing Map Project	Tax Parcel Sheet Map	Single Historic Photo Tile (or portion)
8.5"x11"	\$0.50	\$0.50	\$0.50
11"x17"	1.00	1.00	1.00
17"x22"	2.00	2.00	2.00
22"x34"	4.00	4.00	4.00
34"x44"	8.00	8.00	8.00
Custom > 44" (per foot)	2.00	2.00	2.00

Existing map projects, photo tiles, and tax parcel sheet maps exist in digital format and require no alteration

Copies

Existing paper maps or documents:	8.5"x11"	11"x17"	Large
	\$0.50	\$1.00	\$8.00

New Map Projects

Under One Half (1/2) Hour	\$12.00
Over One Half (1/2) Hour	25.00 per hour

New map projects generally include the following:

Adding GIS layers and/or imagery, labeling of features, selection, categorization of features by attributes or location layout setup (map extent, title, north arrow, scale bar, etc.) exporting to PDF. Fee does not include prints. Alterations to an existing map project is considered a new project.

Data Manipulation

Joining, geocoding, creation from tabular data	\$10.00
Other manipulation not listed above	25.00 per hour

Source data includes existing County or user-supplied data in digital format. Preferred formats include Txt, Excel, or DBF.

User Supplied data must be formatted properly and will not be reformatted by the County. Output data provided in ESRI shapefile and/or tabular format

A list of un-joined non-geocoded records provided for no fee if requested. Fee is for data manipulation and resulting digital data only

Map projects and prints supplied at the rates above. Additional fees apply to joining County GIS data with an fee in this schedule

2018 Broome County Planning
Fee Schedule for Services and Data
(Continued)

GIS Data, Imagery and Other Data

No fee for GIS data except:

Parcels:

All County parcels with attributes	\$2,500.00
Yearly updates	500.00
All County parcels boundaries only	\$250.00
Yearly updates	50.00

Individual Parcel: \$.03 per parcel record (minimum \$25)

DEMs or any DEM-derived product \$100.00

Aerial Photos

(1937, 1944, 1965, 1973, 1981, 1989, 1999)

All Images for a single year: \$ 500.00 (geo-referenced or non-geo-referenced)

Individual Image: \$5 (non-geo-referenced)

Municipal Fees

Prints or copies:

No charge for up to five(5) copies or prints of a particular map or document.

Over five(5) copies or prints one half (1/2) the fee will be charged.

Tax map prints

One quarter (1/4) the fee charged.

PDF files provided at no cost.

Map updates provided to local assessors at no cost per State law.

New map projects

No charge for projects taking up to two (2) hours to complete.

Projects requiring more than two (2) hours will be determined on a case by case basis.

GIS Data and Imagery only: no charge

Educational (Student) Fees

No charge for GIS data. One half (1/2) charge for all else.

Digital products or files created constitute a public record. Data used in their creation (including user-supplied data) are also subject to FOIL

Prior notification or consent of the original requestor is not required. The County is not obligated to create records and may not honor all requests.(FOIL)

2018 Broome County Sheriff's Office Fees

Records Money

Accident report(per page)	\$ 0.25
Other Public Safety Income:	
5th Avoidable Alarm	25.00
6th and up	50.00
Sheriff ID Fees	10.00
Pistol Permits (County share per Penal Law)	48.50
State Ready Inmates (daily, per Corrections Law Article 22, Section 601-C)	100.00
Other Local Governments	
Base rate per day inmate housing	85.00
Medical per day inmate housing	300.00
Special housing per day	150.00
US Marshal Jail Facility (daily)	97.00

Sheriff Fees (not including mileage, if applicable)

Income Execution	
First Stage	\$ 50.00
Second Stage	50.00
Second Stage only	50.00
Property Execution	
Levy	* 90.00
Sale Deposit	350.00
Real Property Deposit	550.00
Postings of notice of sale	* 15.00
Summons with Complaint, Notice and Petition	* 15.00
Information Subpoena	* 45.00
Subpeona (Duces Tecum)	* 15.00
Citation	* 15.00
3 or 30 day notice to tenant	* 22.00
Show Cause Order	* 45.00
Notice of Motion	* 45.00
Writ of Habeas Corpus(Contempt Order)	* 45.00
Order/Warrant of Arrest	* 65.00
Other Mandate orders	* 45.00
Order of Seizure	* 90.00
Additional Defendant Served	40.00
With Summons and Complaint	15.00
Each Additional Service	15.00
Order of Attachment	* 85.00
Additional Levy	40.00
With Summons and Complaint	15.00
Each Additional Service	15.00
Notice of Appeal	* 30.00
Notice of Petition/Petition to Recover	* 47.00
Additional Tenant	15.00
Warrant of Eviction	* 112.00
Additional Tenant	30.00
*Additional Fee for serving incarcerated individual	5.00

Mileage Chart

Airport	\$ 17.00	Lisle	\$ 28.00
Binghamton City	6.00	Maine	20.00
Castle Creek	14.00	Marathon	35.00
Center Village	26.00	McClure	30.50
Chenango Bridge	8.50	Murphy Road	12.00
Chenango Forks	16.00	Nanticoke	26.00
City of Binghamton	6.00	Nineveh	28.00
Colesville Road	16.50	North Sanford	33.00
Conklin	12.00	Port Crane	13.00
Conklin Forks	14.00	Port Dickinson	6.00
Corbettsville	16.50	Pierce Creek Road	12.00
Damascus	29.00	Richford	30.50
Deposit	34.00	Ross Corners	14.00
East Maine	20.00	Sanitaria Springs	16.00
Endicott	12.00	Tracey Creek Road	16.50
Endwell	9.50	Triangle	29.00
Glen Aubrey	23.50	Tunnel Road	23.50
Glendale	14.00	Union Center	15.50
Harpursville	24.50	Vestal Center	19.50
Hawleyton	12.00	Vestal	14.00
Johnson City	7.00	West Corners	13.00
Kattelville Road	13.00	Whitney Point	26.00
Killawog	30.50	Windsor	26.00
Kirkwood	13.00		

2018 Audit & Control - Weights & Measures

<u>Scales</u>		Fee	<u>Linear field measures</u>		Fee
Up to and including 15 kg (33 lb) capacity:			1 m (39 in) or less		\$ 4
for each of the first five scales per establishment	\$ 20		1+ m (39 in) - 16 m (52 ft)		8
for each scale per establishment after the first five	10		16+ m (52 ft) - 31 m (102 ft)		12
15 kg (33 lb) - 300 kg (661 lb) capacity	40		31+ m (102 ft)		20
301 kg (661 lb) - 1,500 kg (3,307 lb) capacity	100		Fabric measuring devices		20
1,501 kg (3,307 lb) - 7,000 kg (15,432 lb) capacity	140		Wire and cordage measuring devices		40
7,001 kg (15,432 lb) - 23,000 kg (50,706 lb) capacity	160				
23,001 kg (50,706 lb) capacity	200		<u>Taxi meters</u>		
Tank, batch and crane scales	200		Any taxi meter used to calculate the value of a measured ride	\$ 40	
<u>Vehicles</u>			<u>Stationary petroleum metering systems</u>		
Metering systems 300 L/min (79 gpm) or less	\$ 100		400 L/min (106 gpm) or less	\$ 100	
"Re-seal" - adopted by the Broome County Legislature 11/20/16	25		400+ L/min (106 gpm) - 2,000 L/min (528 gpm)	120	
Metering systems over 300 L/min (79 gpm)	120		2,000+ L/min (528 gpm) - 4,000 L/min (1,057 gpm)	140	
Compartment capacity calibration:			4,000 L/min (1,057 gpm) or more	160	
3,000 L (793 gal) or less	\$ 40		<u>Liquid measures and devices</u>		
3,000+ L (793 gal) - 6,000 L (1,585 gal)	80		Liquid measures 20 L (5 gal) or less	\$ 8	
6,000+ L (1,585 gal) - 12,000 L (3,170 gal)	120		Liquid pump (hand-operated) 20 L (5 gal) or less	20	
12,000 L (3,170 gal) or more	240				
<u>Bulk milk tanks capacity</u>			<u>Weights - field standard (Class F)</u>		
3,000 L (793 gal) or less	\$ 40		3 kg (7 lb) or less	\$ 8	
3,000+ L (793 gal) - 6,000 L (1,585 gal)	80		3 + kg (7 lb) - 30 kg (66 lb)	16	
6,000+ L (1,585 gal) - 12,000 L (3,170 gal)	120		30 + kg (66 lb) - 300 kg (661 lb)	32	
12,000 L (3,170 gal) or more	240		300 + kg (661 lb) - 1,200 kg (2,646 lb)	60	
<u>Timing devices</u>			<u>Petroleum dispensing and measuring devices</u>		
All commercially used devices where time is a basis for charge	\$ 4		Single dispensing pump	\$ 20	
Devices owned or operated by governmental agencies are exempt			Dual dispensing pump	40	
			Blend dispensing pump	40	
			Grease and oil pump	8	

2018 Broome County Fee Schedule

Greater Binghamton Airport

Short Term Parking Rates

First Fifteen Minutes		Free
16-60 Minutes		\$ 1
Second - Fifth Hour	Hourly	2.25
Maximum Daily	Daily	11.00
Maximum Weekly	Weekly	77.00

Long Term Rates

First and Second Hour	Hourly	\$ 1
After Three Hours	Hourly	2.00
Maximum Daily	Daily	8.00
Maximum Weekly	Weekly	56.00

Willow Point Nursing Home

Semi-private Room Daily Rate	\$335.00
Plus: New York State Assessment (6%)	<u>20.10</u>
Total	\$355.10

Private Room Daily Rate	\$345.00
Plus: New York State Assessment (6%)	<u>20.70</u>
Total	\$365.70

Cable Television	Monthly	\$6.00
Phone Service per room	Monthly	6.25

Guest Meals	\$7.00
-------------	--------

Hair Care Price List:

Haircut - Men's	\$ 8.50
Haircut - Women's	10.25
Shampoo, Cut and Set	18.25
Shampoo and Set	10.50
Permanent	28.00
Conditioner	2.00
Tint or Six Week Color	22.00
Shampoo	3.50
Color Rinse	1.50

Front Street Dog Shelter

Adoption Fee

\$225

Redemption Fees:

0-24 hours
Each Additional Day (begins next business day)

Impoundment		
First	Second	Third
\$50	\$60	\$70
10	10	10

Accepting Unwanted Dogs Pet Sign overs

50

Bath Fee

30

Dog adopted from shelter less than 30 days

No fee

Owner Requested Euthanasia

90

Prearranged or Emergency Boarding

\$25/day per dog

Vaccination Fee (certificate provided)

30

Security

Taxicab Fees

Business License (annual)

\$250

Driver's License

New Applicant

120

Re-issuing

150

Renewal

60

Replace

25

Vehicle License(annual)

Hybrid

\$100

Non-hybrid

300

Replace

25

Transfer

25

Vehicle Inspection

Inspection

\$25

Replacement

25

Re-inspect

25

Events Parking Fee

\$4

Pre Employment Screening

50

Non-Employee Identification renewal

10

Non-Employee Identification replacement

10

Employee Photo Identification Replacement

10

Employee Parking Identification Replacement

10

2018 Broome County Fee Schedule

<u>Civil Service Exams</u>		<u>Broome County Library</u>		<u>911 Emergency Services</u>	
Open-competitive	\$20	Overdues (per day/item)		Wireline phones (per month)	\$0.35
Promotional	10	Adult materials	\$0.10	Wireless phones (per month)	0.30
Uniformed Open-Competitive	30	Print	0.10		
Uniformed Promotional	20	CDs	0.10	<u>Public Defender (Court Ordered Hourly Revenue)</u>	
*Unemployed DSS recipients who are primarily responsible for their household may receive waivers		Books on tape	0.10	Misdemeanors	\$60
		InterLibrary loan	0.50	Felonies	75
		VC/DVD	1.00	Parole Matters	75
		Children's materials	0.10		
<u>Legislature</u>		Print	0.10	<u>Real Property Tax Bill Processing Charges</u>	
Freedom of Information Request (per page)	\$0.25	CDs	0.10	Maintenance	\$0.85
Freedom of Information CD	2.00	VC/DVD	1.00	Paper	0.06
Freedom of Information Photograph (Polaroid)	2.00	Maximum fines		Folding	0.05
Freedom of Information Digital Photograph (Standard Paper)	0.28	Hardcover books and Audio/Visual	\$ 10	Stuffing	0.07
Freedom of Information Digital Photograph (photographic paper)	0.50	VC/DVD	20	Sealing	0.07
Budget Book (hard copy)	20.00	Paperbacks and periodicals	5	Printing	0.09
Budget Book (CD)	2.00	Youth Services hardcover books	5	Additional Insert	0.07
Capital Improvement Program	3.50	InterLibrary loan	No Limit		
		Repair for recirculation	Varies	<u>Public Transportation (Bus Fees)</u>	
<u>Real Property Tax Services</u>		Processing fees	10	Regular	\$2
Small Maps	\$3	Lost card	1.50	Transfers	Free
Large Maps	5	Returned check fee	20	Seniors, Disabled, Veterans (Daily)	1
Planametric Map:		Photocopies	.25/copy	One Day Unlimited Ride Pass	5
Small Maps	3	Microfilm Prints	.25/copy	One Week Unlimited Ride Pass	25
Large Maps	5	Computer paper	.15/sheet	31-day Unlimited Ride Pass	70
Full County Maps-Disk	500	Room Rental (May include additional charges)		31-day Student Pass	44
Title Search Fee	150	Broome County Government	Free	31-day Seniors, Disabled, Veterans Pass	44
Full Sheet Aerial Maps	20	City of Binghamton	Free	BC Country	3
Tax Receipt (pick up)	1	All other agencies or groups	\$30/hour	BC Country Seniors and Disabled	2
Tax Receipt (mail or fax)	2			BC Lift	3.00
Copies	0.25				