

Broome County **BUDGET**

Recommended
2014



TABLE OF CONTENTS

<u>ITEM</u>	<u>PAGE</u>	<u>ITEM</u>	<u>PAGE</u>
Budget and Appropriations Resolutions	A-1	Public Safety	
Broome County Administration	A-4	Sheriff (Elected Official)	156
Broome County Legislature	A-5	Emergency Services	170
BUDGET MESSAGE	A-7	Probation	185
Schedule 1 – Summary by Funds	A-9	Security Services/Public Works	195
		Stop-DWI	202
OPERATING BUDGET – Fund type		Health	
General Government		Health	210
Legislature (Elected Official)	2	Mental Health	237
Executive (Elected Official)	10	Willow Point Nursing Facility – Enterprise	245
County Clerk (Elected Official)	15	Transportation	
District Attorney (Elected Official)	29	Aviation – Enterprise	282
Audit & Control	36	Highways/Public Works	290
Central Food & Nutrition Services–Internal Services	45	County Roads – Special Revenue	290
Coroners	52	Road Machinery - Special Revenue	299
Elections	56	Public Transportation – Enterprise	304
Office of Management & Budget/Finance	62	Economic Assistance & Opportunity	
Information (Computer) Technology	69	Aging, Office for (OFA)	314
Law (County Attorney)	84	Social Services (DSS)	320
Personnel	94	Veterans’ Services	352
Public Defender	102	Home & Community Services	
Public Works	108	Office of Energy Development	360
Fleet Management – Internal Services	123	Planning & Economic Development	365
Purchasing	129	Solid Waste Management – Enterprise	372
Real Property Tax Service	135		
Risk & Insurance	142		
Risk Management – Internal Services	142		
Health Insurance – Internal Services	148		
Workers’ Compensation – Internal Services	151		

<u>ITEM</u>	<u>PAGE</u>
Culture & Recreation	
Veterans Memorial Arena/Parks-Special Revenue	382
Forum (Performing Arts Theater)/Parks	388
En-Joie Golf Course	393
Parks & Recreation	399
Library – Special Revenue	413
Youth Bureau	421

Unallocated Items

Special Objects of Expense/Contract Agencies	426
Debt Service (General Fund only)	433
Interfund Transfers (General Fund only)	436

CAPITAL BUDGET

Capital Budget	440
Summary of Debt	451
History of Debt Service	453
Serial Bonds	454
BANS	483
Statement of Authorized and Un-borrowed Debt	486
Authorized Capital Projects	488
Debt Statement Summary	493
Community College Debt Liability & Payment History	494

SUPPLEMENTARY INFORMATION

Personnel Changes	506
Personnel Summary	509
Financial Summaries	512
Historical Tax Levy/Rate	521
Property Tax Levy by Municipality	523
Property Tax Exemption Summary	525

<u>ITEM</u>	<u>PAGE</u>
County Fees	
Arena	528
Forum	529
Parks	530
En-Joie Golf	531
Tax Collection	532
County Clerk	533
DMV	534
Health Department	535
Landfill Tip Fee	538
Mental Health	539
Office For Aging	540
Planning (Mapping & Data)	541
Sheriff	544
Weights & Measures	545
Miscellaneous	546
Greater Binghamton Airport	
Willow Point Nursing Home	
Dog Shelter	
Civil Service Exams	
Legislature	
Library	
Real Property	
911 Emergency Services	
Public Transportation	
Public Defender	
Taxicab Fees	

**RESOLUTION NO. 2013-XXX APPROVING THE 2014-2019 CAPITAL
IMPROVEMENTS PROGRAM**

RESOLVED, that the 2014 Capital Budget and the 2014-2019 Capital Improvements Program as accompanying the tentative budget for 2014, and as corrected and amended is hereby approved and adopted as the 2014 Capital Budget and 2014-2019 Capital Improvements Program for the County of Broome, and be it

FURTHER RESOLVED, that the Director of OMB be and hereby is authorized, empowered, and directed to correct any modification, changes, additions, and/or typographical errors not effecting the substance of the capital budget and capital program, and that the Director of OMB is further directed, after making such corrections, to file the same with the Clerk of the County Legislature and to furnish said clerk with sufficient copies thereof for the members of the County Legislature.

**RESOLUTION NO. 2013-XXX MAKING APPROPRIATIONS FOR THE CONDUCT OF THE
BROOME COUNTY GOVERNMENT FOR FISCAL YEAR 2014**

WHEREAS, this County Legislature, by an accompanying Resolution 2013-XXX of 2013, has adopted a budget for fiscal year 2014, now, therefore be it

RESOLVED, that the several amounts specified in such budget under the various categories and the various objects of expense in the 2014 tentative budget under the recommended column, unless a specific change or correction has been made in the same, in which case such change or corrected figure shall apply, shall be the amount appropriated for such items, effective January 1, 2014, and be it

FURTHER RESOLVED, that the fee schedules changing, deleting or establishing certain fees for the purpose of offsetting operating expenses be adopted, and be it

FURTHER RESOLVED, that the Director of OMB is hereby authorized, empowered and directed to correct any modifications, changes, additions and/or typographical errors not affecting the substance of the budget, and that the Director of OMB is further directed, after making such corrections, to file same with the Clerk of the County Legislature and to furnish said Clerk with sufficient copies thereof for the members of the County Legislature.

RESOLUTION NO. 2013-XXX ADOPTING THE BROOME COUNTY BUDGET FOR FISCAL YEAR 2014

RESOLVED, that the tentative budget of the County of Broome, including the County’s 2014 Capital Budget, as corrected and amended to \$xxx,xxx,xxx be and it hereby is adopted as the budget for the County of Broome, for the year commencing January 1, 2014 and ending December 31, 2014 and be it

FURTHER RESOLVED, that the Director of OMB is hereby authorized, empowered, and directed to correct any modifications, changes, additions and/or typographical errors not effecting the substance of the budget and that the director is further directed, after making such correction, to file same with the Clerk of the County Legislature and to furnish said Clerk with sufficient copies thereof for the members of the County Legislature.

COUNTY OF BROOME)
) ss:
 STATE OF NEW YORK)

I, the undersigned, Clerk of the Legislature of the County of Broome, DO HEREBY CERTIFY that the above is an original resolution of such Legislature, duly adopted on the XXth day of November 2013, by a majority of the members elected to the Legislature of said County at a regular meeting of said Legislature. I FURTHER CERTIFY that at the time said resolution was adopted said Legislature was comprised of fifteen members. IN WITNESS WHEREOF, I have hereunto set my hand and affixed the corporate seal of said Legislature this XXth day of November, 2013.

 County Executive

 Clerk, County Legislature
 County of Broome

Date:

2013 BROOME COUNTY ADMINISTRATION

County Executive's Office

Debra A. Preston	County Executive
John M. Bernardo	Deputy County Executive
Bijoy Datta	Deputy County Executive
Jim Worhach	Communications Assistant
Lorraine Emmons	Executive Assistant
Melanie K. Pandich	Constituent Services/Administrative Assistant
Deidre L. Martin	Constituent Services/Administrative Assistant
Carolyn M. Penna	Administrative Assistant

Office of Management & Budget

Marie F. Kalka	Director, Office of Management & Budget
Jennifer L. Lindsay	Deputy Director, Accounting
Jerome Z. Knebel	Deputy Director, Budget

Elected and Appointed Officials

Jerry F. Marinich	Chairman, Legislature
Richard R. Blythe	County Clerk
Gerald F. Mollen	District Attorney
David E. Harder	Sheriff
Aaron M. Martin	Clerk, Legislature
Alex J. McLaughlin	Comptroller, Audit & Control
Eugene D. Faughnan, Esq.	Commissioner, Elections
John L. Perticone, Esq.	Commissioner, Elections
Timothy T. Jones, MD	Coroner
John C. Prindle, MD	Coroner
Michael T. McCarville, MD.	Coroner
Dr. Kevin Drumm	President, Broome Community College

Heads of County Departments

	Commissioner, Aviation
	Director, Office for Aging
	Program Coordinator, CASA
	Director, Central Food
	Director, Employment & Training
	Director, Emergency Services
	Director, Health
	Director, Information Technology
	County Attorney, Law
	Director, Library
	Personnel Officer
	Commissioner, Planning & Economic Development
	Director, Probation
	Public Defender
	Commissioner, Public Works, Parks, Recreation & Youth Services
	Director, Purchasing
	Director, Real Property Tax Services
	Risk Manager, Risk & Insurance
	Commissioner, Social Services & Mental Health
	Commissioner, Public Transportation
	Coordinator, BC STOP-DWI
	Director, Veterans' Services
	Administrator, Willow Point Nursing Home
	Director, Parks Recreation & Youth Services
	Manager, Arena/Forum
	Director, Security

Carl R. Beardsley
 Kathleen A. Bunnell
 Barbara M. Travis
 Michelle L. Haus
 Terry R. Stark
 Brett B. Chellis
 Claudia A. Edwards
 Jerry R. Nicholas
 Robert Behnke
 Lisa S. Wise
 Thomas H. Behan
 Elaine Miller
 Lorraine S. Wilmot
 Jay L. Wilber
 Daniel A. Schofield

John A. Flynn
 Kevin P. Keough
 Robert E. Murphy
 Arthur R. Johnson
 George H. Bagnetto
 Christopher H. Marion
 Brian J. Vojtisek
 Kurt D. Apthorpe
 Arthur Garrison
 Anthony Capozzi
 James Dadamio

2013 BROOME COUNTY LEGISLATURE

LEGISLATORS

District 1	Stephen J. Flagg
District 2	Scott D. Baker
District 3	Kelly F. Wildoner
District 4	Daniel D. Reynolds
District 5	Daniel J. Reynolds
District 6	David M. Jensen
District 7	Matthew J. Pasquale
District 8	John A. Black
District 9	Ronald J. Keibel
District 10	Jerry F. Marinich
District 11	Colleen E. McCabe
District 12	Michael P. Sopchak
District 13	Anthony F. Fiala, Jr.
District 14	Jason T. Garnar
District 15	John F. Hutchings

STAFF

Aaron M. Martin
Clerk of the Legislature
Carol L. Hall
Deputy Clerk
Robert J. O'Donnell
Second Deputy Clerk
Christopher P. Dziedziec
Legislative Assistant

**THIS PAGE IS
INTENTIONALLY LEFT BLANK**

BUDGET MESSAGE

**A copy of the Budget Message can be
obtained by contacting the
Legislative Clerk at 778-2131**

**THIS PAGE IS
INTENTIONALLY LEFT BLANK**

**SCHEDULE
SUMMARY BY FUNDS
2010 - 2014**

**THIS PAGE IS
INTENTIONALLY LEFT BLANK**

SCHEDULE 1
2014 Recommended Budget

	Appropriation	Revenue	Fund Balance	Property Tax Support
General Fund				
GENERAL	\$ 117,130,513	\$ 124,073,779	\$ 2,111,808	\$ (9,055,074)
SOCIAL SERVICES	\$ 122,043,014	\$ 56,906,058		\$ 65,136,956
Enterprise Funds				
AVIATION	\$ 4,211,592	\$ 3,883,205		\$ 328,387
PUBLIC TRANSPORTATION	\$ 12,573,301	\$ 11,070,622		\$ 1,502,679
SOLID WASTE MANAGEMENT	\$ 9,994,165	\$ 9,640,546	\$ 353,619	\$ -
WILLOW POINT NURSING HOME	\$ 30,047,262	\$ 29,157,396		\$ 889,866
Internal Services Funds				
CENTRAL FOOD & NUTRITION	\$ 4,786,221	\$ 4,941,173	\$ (154,952)	\$ -
FLEET MANAGEMENT	\$ 1,331,497	\$ 1,332,844	\$ (1,347)	\$ -
HEALTH INSURANCE	\$ 50,229,732	\$ 47,655,117	\$ 2,574,615	\$ -
RISK MANAGEMENT	\$ 2,116,938	\$ 2,116,938		\$ -
WORKERS' COMPENSATION	\$ 3,726,083	\$ 3,726,083		\$ -
Special Revenue Funds				
COUNTY LIBRARY	\$ 2,164,132	\$ 808,583	\$ 150,000	\$ 1,205,549
ROAD MACHINERY	\$ 2,566,302	\$ 37,101	\$ 300,000	\$ 2,229,201
COUNTY ROAD	\$ 10,275,826	\$ 2,732,037	\$ 1,500,000	\$ 6,043,789
VETERANS' ARENA	\$ 1,597,887	\$ 654,602		\$ 943,285
GOLF	\$ 944,519	\$ 944,519		\$ -
TOTALS	\$ 375,738,984	\$ 299,680,603	\$ 6,833,743	\$ 69,224,638
Reserve Uncollected Taxes				\$ 700,000
Total Tax Levy				\$ 69,924,638
2013 Totals	\$ 365,838,674	\$ 292,871,018	\$ 5,783,336	\$ 67,906,109
Difference	\$ 9,900,310	\$ 6,809,585	\$ 1,050,407	\$ 2,018,529
Percentage Diff	2.71%	2.33%	18.16%	2.97%

	2013	2014	Difference	% Difference
Full Values	\$ 9,374,314,876	\$ 9,393,521,088	\$ 19,206,212	0.205%
Taxable Values	\$ 5,549,707,486	\$ 5,583,567,142	\$ 33,859,656	0.610%
Full Value Tax Rate	\$7.24	\$7.44	\$0.20	2.762%
Taxable Value Tax Rate	\$12.24	\$12.52	\$0.29	2.348%

SCHEDULE 1
2013 Adopted Budget

General Fund					
GENERAL	\$	113,137,357	\$	121,402,815	\$ 2,431,808 \$ (10,697,266)
SOCIAL SERVICES	\$	121,506,404	\$	56,662,718	\$ 64,843,686
Enterprise Funds					
AVIATION	\$	4,102,121	\$	4,102,121	\$ -
PUBLIC TRANSPORTATION	\$	12,246,410	\$	10,886,411	\$ 1,359,999
SOLID WASTE MANAGEMENT	\$	9,085,796	\$	9,024,731	\$ 61,065 \$ -
WILLOW POINT NURSING HOME	\$	29,806,831	\$	29,836,839	\$ (30,008) \$ -
Internal Services Funds					
CENTRAL FOOD & NUTRITION	\$	4,748,902	\$	4,942,087	\$ (193,185) \$ -
FLEET MANAGEMENT	\$	1,301,836	\$	1,374,453	\$ (72,617) \$ -
HEALTH INSURANCE	\$	47,219,928	\$	43,633,655	\$ 3,586,273 \$ -
RISK MANAGEMENT	\$	2,354,572	\$	2,354,572	\$ -
WORKERS' COMPENSATION	\$	3,651,488	\$	3,651,488	\$ -
Special Revenue Funds					
COUNTY LIBRARY	\$	2,214,723	\$	940,190	\$ 1,274,533
ROAD MACHINERY	\$	2,363,020	\$	36,051	\$ 2,326,969
COUNTY ROAD	\$	9,671,675	\$	2,401,766	\$ 7,269,909
VETERANS' ARENA	\$	1,482,881	\$	654,602	\$ 828,279
GOLF	\$	944,730	\$	966,519	\$ (21,789) \$ -
TOTALS	\$	365,838,674	\$	292,871,018	\$ 5,783,336 \$ 67,206,109
Reserve Uncollected Taxes					\$ 700,000
Total Tax Levy					\$ 67,906,109
2012 Totals	\$	359,551,676	\$	288,148,544	\$ 4,223,118 \$ 67,906,109
Difference	\$	6,286,998	\$	4,722,474	\$ 1,560,218 \$ -
Percentage Diff		1.75%		1.64%	36.94% 0.00%

	2012	2013	Difference	% Difference
Full Values	\$ 9,732,723,098	\$ 9,393,521,088	\$ (339,202,010)	-3.485%
Taxable Values	\$ 5,511,599,459	\$ 5,583,567,142	\$ 71,967,683	1.306%
Full Value Tax Rate	\$6.98	\$7.23	\$0.25	3.611%
Taxable Value Tax Rate	\$12.32	\$12.16	(\$0.16)	-1.289%

SCHEDULE 1
2012 Adopted Budget

	Appropriation	Revenue	Fund Balance	Property Tax Support
General Fund				
GENERAL	\$ 111,651,650	\$ 121,870,926	\$ -	\$ (10,219,276)
SOCIAL SERVICES	\$ 120,632,875	\$ 55,448,204	\$ -	\$ 65,184,671
Enterprise Funds				
AVIATION	\$ 4,087,322	\$ 4,011,347	\$ 75,975	\$ -
PUBLIC TRANSPORTATION	\$ 11,319,822	\$ 10,253,709	\$ -	\$ 1,066,113
SOLID WASTE MANAGEMENT	\$ 9,414,859	\$ 8,546,985	\$ 867,874	\$ -
WILLOW POINT NURSING HOME	\$ 29,479,256	\$ 29,497,368	\$ (18,112)	\$ -
Internal Services Funds				
CENTRAL FOOD & NUTRITION	\$ 4,525,114	\$ 4,725,778	\$ (200,664)	\$ -
FLEET MANAGEMENT	\$ 1,221,062	\$ 891,331	\$ 329,731	\$ -
HEALTH INSURANCE	\$ 44,920,873	\$ 41,952,559	\$ 2,968,314	\$ -
RISK MANAGEMENT	\$ 2,425,080	\$ 2,425,080	\$ -	\$ -
WORKERS' COMPENSATION	\$ 3,552,253	\$ 3,552,253	\$ -	\$ -
Special Revenue Funds				
COUNTY LIBRARY	\$ 2,342,660	\$ 789,811	\$ 200,000	\$ 1,352,849
ROAD MACHINERY	\$ 2,269,949	\$ 37,351	\$ -	\$ 2,232,598
COUNTY ROAD	\$ 9,292,074	\$ 2,406,071	\$ -	\$ 6,886,003
VETERANS' ARENA	\$ 1,481,303	\$ 778,152	\$ -	\$ 703,151
GOLF	\$ 935,524	\$ 961,619	\$ (26,095)	\$ -
TOTALS	\$ 359,551,676	\$ 288,148,544	\$ 4,223,118	\$ 67,206,109
Reserve Uncollected Taxes				\$ 700,000
Total Tax Levy				\$ 67,906,109
2011 Totals	\$ 354,178,111	\$ 284,787,816	\$ 2,245,623	\$ 67,918,995
Difference	\$ 5,373,565	\$ 3,360,728	\$ 1,977,495	\$ (12,886)
Percentage Diff	1.52%	1.18%	88.06%	-0.02%

	2011	2012	Difference	% Difference
Full Values	\$ 10,001,025,665	\$ 9,732,814,438	\$ (268,211,227)	-2.682%
Taxable Values	\$ 5,485,197,941	\$ 5,511,690,799	\$ 26,492,858	0.483%
Full Value Tax Rate	\$6.79	\$6.98	\$0.19	2.736%
Taxable Value Tax Rate	\$12.38	\$12.32	(\$0.06)	-0.500%

SCHEDULE 1
2011 Adopted Budget

	Appropriation	Revenue	Fund Balance	Property Tax Support
General Fund				
GENERAL	\$ 109,541,683	\$ 121,139,110	\$ -	\$ (11,597,427)
SOCIAL SERVICES	\$ 118,630,400	\$ 52,610,742	\$ -	\$ 66,019,658
Enterprise Funds				
AVIATION	\$ 3,822,280	\$ 3,772,681	\$ 49,599	\$ -
PUBLIC TRANSPORTATION	\$ 11,879,633	\$ 10,024,720	\$ 800,000	\$ 1,054,913
SOLID WASTE MANAGEMENT	\$ 8,996,973	\$ 8,976,078	\$ 20,895	\$ -
WILLOW POINT NURSING HOME	\$ 30,011,115	\$ 30,052,020	\$ (40,905)	\$ -
Internal Services Funds				
CENTRAL FOOD & NUTRITION	\$ 4,528,735	\$ 4,645,409	\$ (116,674)	\$ -
FLEET MANAGEMENT	\$ 896,040	\$ 403,950	\$ 492,090	\$ -
HEALTH INSURANCE	\$ 43,198,872	\$ 42,324,400	\$ 874,472	\$ -
RISK MANAGEMENT	\$ 2,360,456	\$ 2,393,310	\$ (32,854)	\$ -
WORKERS' COMPENSATION	\$ 3,456,310	\$ 3,457,310	\$ (1,000)	\$ -
Special Revenue Funds				
COUNTY LIBRARY	\$ 2,467,369	\$ 849,313	\$ 200,000	\$ 1,418,056
ROAD MACHINERY	\$ 2,171,853	\$ 38,851	\$ -	\$ 2,133,002
COUNTY ROAD	\$ 9,593,745	\$ 2,389,051	\$ -	\$ 7,204,694
VETERANS' ARENA	\$ 1,697,951	\$ 761,852	\$ -	\$ 936,099
GOLF	\$ 924,696	\$ 949,019	\$ (24,323)	\$ -
TOTALS	\$ 354,178,111	\$ 284,787,816	\$ 2,245,623	\$ 67,168,995
Reserve Uncollected Taxes				\$ 750,000
Total Tax Levy				\$ 67,918,995
2010 Totals	\$ 352,593,984	\$ 283,251,997	\$ 6,057,600	\$ 64,331,918
Difference	\$ 1,584,127	\$ 1,535,819	\$ (3,811,977)	\$ 3,587,077
Percentage Diff	0.45%	0.54%	-62.93%	5.58%

	2010	2011	Difference	% Difference
Full Values	\$ 9,997,585,274	\$ 10,001,025,665	\$ 3,440,391	0.034%
Taxable Values	\$ 5,474,666,923	\$ 5,485,197,941	\$ 10,531,018	0.192%
Full Value Tax Rate	\$6.43	\$6.79	\$0.36	5.540%
Taxable Value Tax Rate	\$11.75	\$12.38	\$0.63	5.373%

SCHEDULE 1
2010 Adopted Budget

	Appropriation	Revenue	Fund Balance	Property Tax Support
General Fund				
GENERAL	\$ 108,588,669	\$ 120,841,127	\$ -	\$ (12,252,458)
SOCIAL SERVICES	\$ 112,957,062	\$ 50,376,874	\$ -	\$ 62,580,188
Enterprise Funds				
AVIATION	\$ 3,888,708	\$ 3,974,054	\$ (85,346)	\$ -
PUBLIC TRANSPORTATION	\$ 12,170,281	\$ 9,909,325	\$ 1,000,000	\$ 1,260,956
SOLID WASTE MANAGEMENT	\$ 12,945,426	\$ 9,834,917	\$ 3,110,509	\$ -
WILLOW POINT NURSING HOME	\$ 30,659,356	\$ 30,821,250	\$ (161,894)	\$ -
Internal Services Funds				
CENTRAL FOOD & NUTRITION	\$ 4,558,890	\$ 4,558,902	\$ (12)	\$ -
FLEET MANAGEMENT	\$ 1,141,120	\$ 872,399	\$ 268,721	\$ -
HEALTH INSURANCE	\$ 42,270,518	\$ 41,394,896	\$ 875,622	\$ -
RISK MANAGEMENT	\$ 2,538,929	\$ 2,538,929	\$ -	\$ -
WORKERS' COMPENSATION	\$ 3,331,034	\$ 3,331,034	\$ -	\$ -
Special Revenue Funds				
COUNTY LIBRARY	\$ 2,536,252	\$ 836,206	\$ 150,000	\$ 1,550,046
ROAD MACHINERY	\$ 2,414,523	\$ 31,000	\$ 100,000	\$ 2,283,523
COUNTY ROAD	\$ 9,682,861	\$ 2,265,184	\$ 800,000	\$ 6,617,677
VETERANS' ARENA	\$ 2,045,986	\$ 754,000	\$ -	\$ 1,291,986
GOLF	\$ 864,369	\$ 911,900	\$ (47,531)	\$ -
TOTALS	\$ 352,593,984	\$ 283,251,997	\$ 6,057,600	\$ 63,331,918
Reserve Uncollected Taxes				\$ 1,000,000
Total Tax Levy				\$ 64,331,918
2009 Totals	\$ 347,552,869	\$ 279,573,244	\$ 8,651,274	\$ 60,340,186
Difference	\$ 5,041,115	\$ 3,678,753	\$ (2,593,674)	\$ 3,991,732
Percentage Diff	1.45%	1.32%	-29.98%	6.62%

	2009	2010	Difference	% Difference
Full Values	\$ 9,256,213,918	\$ 9,997,585,274	\$ 741,371,356	8.009%
Taxable Values	\$ 3,676,914,823	\$ 5,474,666,923	\$ 1,797,752,100	48.893%
Full Value Tax Rate *	\$6.52	\$6.43	(\$0.08)	-1.291%
Taxable Value Tax Rate *	\$16.41	\$11.75	(\$4.66)	-28.395%

* Note: Negative difference is due to Town of Vestal being reassessed resulting in a 100% equalization rate

THIS PAGE IS
INTENTIONALLY LEFT BLANK

GENERAL GOVERNMENT

<u>DEPARTMENT/DIVISION</u>	<u>PAGE</u>	<u>DEPARTMENT/DIVISION</u>	<u>PAGE</u>
Legislative Board		Information Technology	
Clerk of the Legislature	2	Information Services	69
Legislature	7	Communication Services	76
		Telecommunications Services	80
Executive		Law	
Executive	10	Law	84
County Clerk		Law—DSS Legal Unit	89
Records	15	Personnel	94
Motor Vehicles	21	Public Defender	102
Records Management	25	Public Works	
District Attorney	29	Administration	108
Audit & Control		Buildings & Grounds	113
Audit & Control	36	Engineering	118
Weights & Measures	41	Fleet Management	123
Central Foods	45	Purchasing	129
Coroners	52	Real Property Tax Services	135
Elections	56	Risk & Insurance	
Office of Mgmt. & Budget	62	Risk Management	142
		Health Insurance	148
		Workers Compensation	151

LEGISLATURE

LEGISLATORS (15)
(Elected)

Chairman
Board of Acquisition & Contract
Capital Program Advisory Committee

LEGISLATIVE BOARD

- COMMITTEES
 - County Administration
 - Economic Development, Education & Culture
 - Finance
 - Health & Human Services
 - Personnel
 - Public Safety and Emergency Services
 - Public Works & Transportation
- RESEARCH SUPPORT

CLERK OF THE LEGISLATURE

- LEGISLATIVE SUPPORT
 - Local Laws and Resolutions
 - Legislative Minutes
 - Committee Minutes
 - Journal of Proceedings
 - Records Management
 - Clerical / Secretarial Support
 - Administration
 - Ethics Disclosure Processing
- FREEDOM OF INFORMATION LAW (FOIL)

LEGISLATIVE CLERK

MISSION STATEMENT

The **Clerk of the Legislature** supervises and coordinates daily activities of the office of the Legislature.

DESCRIPTION

This office drafts and distributes all legislation to appropriate committees; processes, certifies, and disseminates all legislation; provides minutes of all Legislative Sessions and all committee meetings; prepares and files the required documentation on all approved local laws with the Secretary of State; and provides clerical/secretarial support to the individual Legislators. Prepares, maintains, and distributes the Directory of Federal, State, County, and Municipal Officials and a desk blotter-style quick directory.

The Clerk also serves as the Records Access Officer for Broome County Government, processing Freedom of Information Requests on a continual basis.

Maintains and distributes updates to the County's Charter and Administrative Code.

Provides support to the Agricultural and Farmland Protection Board.

Serves as support staff to the Board of Ethics by maintaining, distributing, collecting and submitting for review by the Board, the annual Financial Disclosure Form, which more than 200 County officials are required to complete.

2014 OBJECTIVES

- Implement a paperless process by which resolution requests are submitted.
- Continue the use of the paperless process for the distribution of resolution and agendas to County personnel.
- Continue to make the business of the Legislature accessible to the public through the use of the internet and other technologies.
- Continue to make accessing public records as easy as possible for the public using a well designed paper form and an on-line submission form.
- Enhance the capabilities of the office and the Legislative Assistant through the use of student interns.

2014 DEPARTMENTAL BUDGET HIGHLIGHTS

- In the 2014 budget, this office has restricted expenses wherever possible.

12010001

LEGISLATIVE-Clerk

<u>Title of Position</u>	<u>Grade/Unit</u>	<u>2012 Actuals</u>	<u>As of 8/24/2013 Current Authorized</u>	<u>2014 Requested</u>	<u>2014 Recommended</u>
FULL TIME					
Clerk of the County Legislature	E Admin	0	0	1	1
Clerk of the County Legislature	D Admin	1	1	0	0
Deputy Clerk of the County Legislature(40 hours)	18 Admin	0	0	1	1
Deputy Clerk of the County Legislature(37.5 hours)	18 Admin	1	1	0	0
Second Deputy Clerk of the County Legislature(40 hours)	14 Admin	0	0	1	1
Second Deputy Clerk of the County Legislature(37.5 hours)	14 Admin	<u>1</u>	<u>1</u>	<u>0</u>	<u>0</u>
Total Full-Time Positions		3	3	3	3
PART TIME					
Total Part-Time Positions		0	0	0	0
TOTAL POSITIONS		3	3	3	3

BROOME COUNTY GOVERNMENT
 REVENUE AND APPROPRIATION SUMMARY
 BY DEPARTMENT AND DIVISION

FUND: 1010 General Operating
 DEPT: 12000000 Legislative
 DIV: 01 Legislative-Clerk

Account	2012 Actuals	2013 Budget	2013 YTD Actuals As of 08/28/13	2014 Budget Requested	2014 Budget Recommended
12000000 Legislative					
0000006 Sale of Prop and Comp for Loss					
5000512 MINOR SALES OTHER	1,901	1,200	1,079	1,800	1,800
0000006 Sale of Prop and Comp for Loss Totals	1,901	1,200	1,079	1,800	1,800
Rev Total for Div: 1201	1,901	1,200	1,079	1,800	1,800
0000010 Personal Service					
6001000 SALARIES FULL-TIME	147,002	149,793	94,936	159,413	159,413
6001002 SALARIES TEMPORARY	0	12,128	0	0	0
0000010 Personal Service Totals	147,002	161,921	94,936	159,413	159,413
0000040 Contractual Expenditures					
6004010 BOOKS AND SUBSCRIPTIONS	122	215	291	300	300
6004012 OFFICE SUPPLIES	949	1,060	213	1,000	1,000
6004055 COMPUTER SOFTWARE AND SUPPLIES	0	3,000	0	1,000	1,000
6004056 COMPUTER EQUIPMENT(NON CAPITAL	148	3,500	0	1,000	1,000
6004100 POSTAGE AND FREIGHT	0	50	0	50	50
6004105 DUES AND MEMBERSHIPS	150	150	150	150	150
6004106 GENERAL OFFICE EXPENSES	936	1,330	1,082	1,200	1,200
6004131 PHOTOGRAPHIC EXPENSES	0	500	218	0	0
6004137 ADVERTISING AND PROMOTION EXPE	844	1,700	972	1,700	1,700
6004162 EDUCATION AND TRAINING	450	1,000	630	500	500
6004196 COPYING MACHINE RENTALS	2,757	2,800	1,808	2,800	2,800
6004541 STENOGRAPHIC SERVICES	819	600	0	600	600
6004573 OTHER FEES FOR SERVICES	7,387	5,731	0	3,400	3,400
0000040 Contractual Expenditures Totals	14,562	21,636	5,364	13,700	13,700
0000041 Chargeback Expenses					
6004602 INSURANCE PREMIUM CHARGEBACK	490	159	80	163	163
0000041 Chargeback Expenses Totals	490	159	80	163	163

REPORT:BP033

BROOME COUNTY GOVERNMENT
REVENUE AND APPROPRIATION SUMMARY
BY DEPARTMENT AND DIVISION

FUND: 1010 General Operating

DEPT: 12000000 Legislative

DIV: 01 Legislative-Clerk

Account	2012 Actuals	2013 Budget	2013 YTD Actuals As of 08/28/13	2014 Budget Requested	2014 Budget Recommended
0000060 Principal on Indebtedness					
6006008 PRINCIPAL ON CAPITAL LEASE	93	0	0	0	0
0000060 Principal on Indebtedness Totals	93	0	0	0	0
0000070 Interest on Indebtedness					
6007005 INTEREST ON CAPITAL LEASE	-93	0	0	0	0
0000070 Interest on Indebtedness Totals	-93	0	0	0	0
0000080 Employee Benefits					
6008001 STATE RETIREMENT	26,173	31,831	20,452	36,506	36,506
6008002 SOCIAL SECURITY	11,178	12,388	7,153	12,195	12,195
6008004 WORKERS COMPENSATION	630	637	319	561	561
6008006 LIFE INSURANCE	58	76	30	45	45
6008007 HEALTH INSURANCE	4,632	4,781	7,003	21,998	21,998
6008009 RETIREE HEALTH INSURANCE	19,624	20,889	13,697	22,635	22,635
0000080 Employee Benefits Totals	62,295	70,602	48,654	93,940	93,940
Exp Total for Div: 1201	224,349	254,318	149,034	267,216	267,216
Total for Div: 12000000	-222,448	-253,118	-147,955	-265,416	-265,416

LEGISLATIVE LEGISLATURE

MISSION STATEMENT

The Broome County Legislature is the policy-making body and taxing authority of Broome County Government. The Legislature is comprised of 15 elected Legislators each representing a District. Through its power to legislate and approve appropriations, the County Legislature shapes the direction of Broome County Government. The Broome County Charter further defines the duties and powers of the Legislature.

DESCRIPTION

The **County Legislature** is responsible for the adoption of all local legislation and the levy of property taxes in order to fund County governmental operations. Other specific powers include the power to make appropriations, incur indebtedness, and adopt an annual budget; to create, alter, combine or abolish positions (job titles) except those units headed by elected officials; to confirm appointments by the County Executive; to adopt the equalization rates for the City of Binghamton and the 16 towns; and to award all contracts for professional services exceeding \$15,000.

The **Chair of the Legislature** presides at meetings of the County Legislature and appoints all standing and ad hoc committees. The Chair is an ex-officio member of every committee. Additionally, the Chair is a member of the Board of Acquisition and Contract (BAC) and several Advisory Boards pursuant to the provisions of the Broome County Charter.

The Chair of the Finance Committee, the Chair of the Public Works & Transportation Committee and the Chair of the Legislature are all members of the Capital Projects Advisory Committee.

The **Legislative Assistant** provides research and support to the Chair, the Committees, and Legislators and facilitates activities and initiatives of the Legislature.

2014 OBJECTIVES

- Carefully scrutinize all County spending with the specific goal of controlling property taxes.
- Work to create an atmosphere that will promote economic development within the County and region to enhance the County's tax base and employment opportunities.
- Review County Departments and services to determine where administration and other functions can be consolidated.
- Consider all possible opportunities for the most efficient delivery of services, including sharing of resources and services with municipalities.
- Work to improve the quality of life for residents of Broome County.

2014 DEPARTMENTAL BUDGET HIGHLIGHTS

- In the 2014 budget the Legislature has restricted expenses wherever possible.

12020001 LEGISLATIVE-Legislature

<u>Title of Position</u>	<u>Grade/Unit</u>	<u>2012 Actuals</u>	<u>As of 8/24/2013 Current Authorized</u>	<u>2014 Requested</u>	<u>2014 Recommended</u>
FULL TIME					
Legislative Assistant	22 Admin	<u>1</u>	<u>1</u>	<u>1</u>	<u>1</u>
Total Full-Time Positions		1	1	1	1
PART TIME					
Chairman*/County Legislator	Elected	1	1	1	1
County Legislator	Elected	<u>18</u>	<u>14</u>	<u>14</u>	<u>14</u>
Total Part-Time Positions		19	15	15	15
TOTAL POSITIONS		20	16	16	16

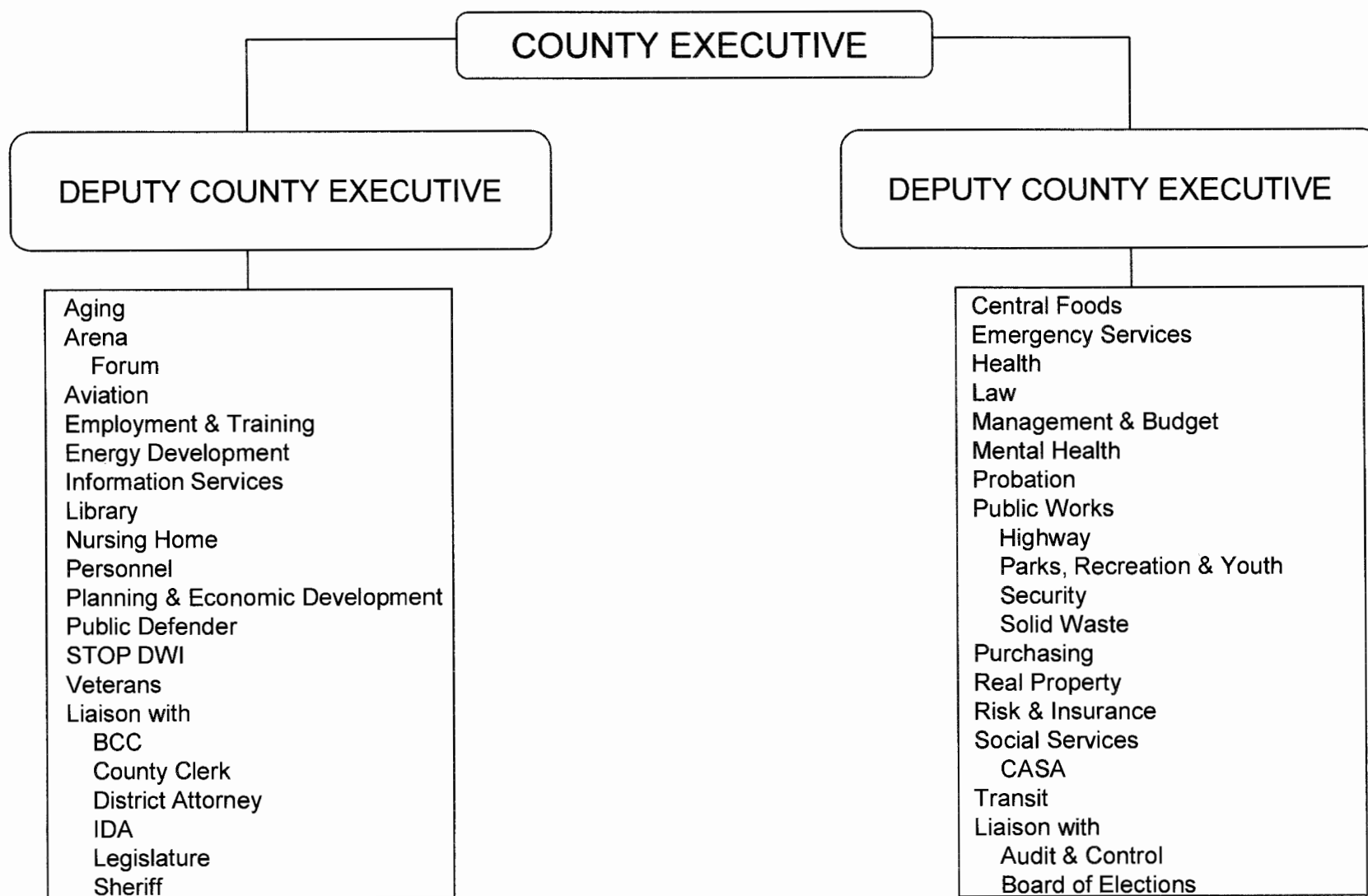
* Elected by peers

BROOME COUNTY GOVERNMENT
 REVENUE AND APPROPRIATION SUMMARY
 BY DEPARTMENT AND DIVISION

FUND: 1010 General Operating
 DEPT: 12000000 Legislative
 DIV: 02 Legislative-Legislature

Account	2012 Actuals	2013 Budget	2013 YTD Actuals As of 08/28/13	2014 Budget Requested	2014 Budget Recommended
0000010 Personal Service					
6001000 SALARIES FULL-TIME	49,788	51,280	30,384	51,613	51,613
6001001 SALARIES PART-TIME	244,551	195,000	122,993	195,000	195,000
0000010 Personal Service Totals	294,339	246,280	153,377	246,613	246,613
0000040 Contractual Expenditures					
6004161 TRAVEL HOTEL AND MEALS	508	4,850	237	1,458	1,458
6004162 EDUCATION AND TRAINING	895	1,850	360	880	880
0000040 Contractual Expenditures Totals	1,403	6,700	597	2,338	2,338
0000041 Chargeback Expenses					
6004602 INSURANCE PREMIUM CHARGEBACK	1,471	476	238	492	492
0000041 Chargeback Expenses Totals	1,471	476	238	492	492
0000080 Employee Benefits					
6008001 STATE RETIREMENT	28,607	32,145	19,271	33,385	33,385
6008002 SOCIAL SECURITY	21,253	18,837	10,988	18,862	18,862
6008004 WORKERS COMPENSATION	1,890	1,910	955	1,686	1,686
6008006 LIFE INSURANCE	384	304	160	240	240
6008007 HEALTH INSURANCE	45,235	59,262	26,140	46,433	46,433
6008009 RETIREE HEALTH INSURANCE	83,949	87,904	58,604	95,034	95,034
0000080 Employee Benefits Totals	181,318	200,362	116,118	195,640	195,640
Exp Total for Div: 1202	478,531	453,818	270,330	445,083	445,083
Total for Div: 12000000	-478,531	-453,818	-270,330	-445,083	-445,083
Total for Dept: 12000000	-700,979	-706,936	-418,285	-710,499	-710,499

COUNTY EXECUTIVE



COUNTY EXECUTIVE

MISSION STATEMENT

To efficiently and effectively manage all County departments, projects and programs that will provide our residents with quality services that promote a high quality of life in a cost effective manner. To prepare and control the County's operating, capital, and grant budgets.

DESCRIPTION

The office and duties of the County Executive were established by Article III, Sections 301-312 of the Broome County Charter, adopted November 1968. The County Executive is the Chief Executive Officer and Administrative head of Broome County government. The County Executive is an elected position serving a four-year term.

The Executive Office is responsible for overseeing all County related departments. She is also responsible for communicating information regarding Broome County Government services, programs, activities and public policy to the employees, the general public, and local, state and federal elected officials.

The County Executive is responsible for implementing local laws and resolutions as defined in the Broome County Charter and Code. The County Executive supervises and directs the internal organization and administration of all department or other administrative units. In addition, the County Executive appoints members to County Boards and Commissions.

2014 OBJECTIVES

- To work closely with all levels of government, all internal departments, and community partners to meet the challenges posed by current economic conditions. The Executive's Office will strive to maintain, to the best of its ability, the quality services that

residents deserve. However, all services will continue to be constantly evaluated to make sure the County is providing them in the most cost effective manner. The administration and department heads are being charged with the task of doing more with less, with as little impact to the public as possible.

- In order to create a climate that will attract economic development, the Executive's Office will continue to work to contain property taxes by pursuing more efficient operations within Broome County Government. These efforts will include but are not limited to:
 - Continue to enforce strict and accountable spending guidelines for all County departments.
 - Continue to push for improved efficiencies in all departments to improve performance and to reduce expenses.
 - Closely monitor all capital projects ensuring completion and quality.
 - Make sure all of our projects currently on the drawing board fit within the current economic model and will be sustainable both in the near future and decades from now.
 - Continue to create and promote strategies that market the Greater Binghamton region as a viable place in which to invest.

05000001 EXECUTIVE

<u>Title of Position</u>	<u>Grade/Unit</u>	<u>2012 Actuals</u>	<u>As of 8/24/2013 Current Authorized</u>	<u>2014 Requested</u>	<u>2014 Recommended</u>
<u>FULL TIME</u>					
County Executive	Elected	1	1	1	1
Deputy County Executive	K Admin	2	2	2	2
Executive Asst. to the County Executive	22 Admin	2	2	2	2
Secretary to Deputy County Executive	14 Admin	1	1	1	1
Administrative Asst. to the County Executive	12 Admin	<u>1</u>	<u>1</u>	<u>1</u>	<u>1</u>
Total Full-Time Positions		7	7	7	7
<u>PART TIME</u>					
Total Part-Time Positions		0	0	0	0
TOTAL POSITIONS		7	7	7	7

BROOME COUNTY GOVERNMENT
 REVENUE AND APPROPRIATION SUMMARY BY DEPARTMENT

FUND: 1010 General Operating
 DEPT: 05000000 County Executive

Account	2012 Actuals	2013 Budget	2013 YTD Actuals As of 08/28/13	2014 Budget Requested	2014 Budget Recommended
0000002 Departmental Income					
5000332 INDIRECT COSTS CHARGEBACK	1,773,215	2,066,163	0	1,965,312	1,965,312
5000333 OTHER DEPARTMENTAL CHARGEBACK	0	3,847	0	3,847	3,847
0000002 Departmental Income Total	1,773,215	2,070,010	0	1,969,159	1,969,159
Rev Totals for Dept: 05000000	1,773,215	2,070,010	0	1,969,159	1,969,159
0000010 Personal Service					
6001000 SALARIES FULL-TIME	425,625	423,333	266,010	425,962	425,962
6001002 SALARIES TEMPORARY	39,257	32,479	20,409	32,479	32,479
0000010 Personal Service Totals	464,882	455,812	286,419	458,441	458,441
0000040 Contractual Expenditures					
6004010 BOOKS AND SUBSCRIPTIONS	621	0	576	630	630
6004012 OFFICE SUPPLIES	3,278	3,000	2,750	3,500	3,500
6004030 FOOD AND BEVERAGES	611	0	89	0	0
6004055 COMPUTER SOFTWARE AND SUPPLIES	0	500	0	500	500
6004100 POSTAGE AND FREIGHT	0	50	0	50	50
6004105 DUES AND MEMBERSHIPS	60	0	0	0	0
6004137 ADVERTISING AND PROMOTION EXPE	840	0	295	400	400
6004161 TRAVEL HOTEL AND MEALS	0	1,000	2,301	2,400	2,400
6004162 EDUCATION AND TRAINING	0	500	380	400	400
6004196 COPYING MACHINE RENTALS	785	3,000	1,668	3,100	3,100
0000040 Contractual Expenditures Totals	6,195	8,050	8,059	10,980	10,980
0000041 Chargeback Expenses					
6004602 INSURANCE PREMIUM CHARGEBACK	513	378	189	389	389
6004615 GASOLINE CHARGEBACK	21	0	0	0	0
6004616 FLEET SERVICE CHARGEBACK	2,672	0	0	0	0
0000041 Chargeback Expenses Totals	3,206	378	189	389	389

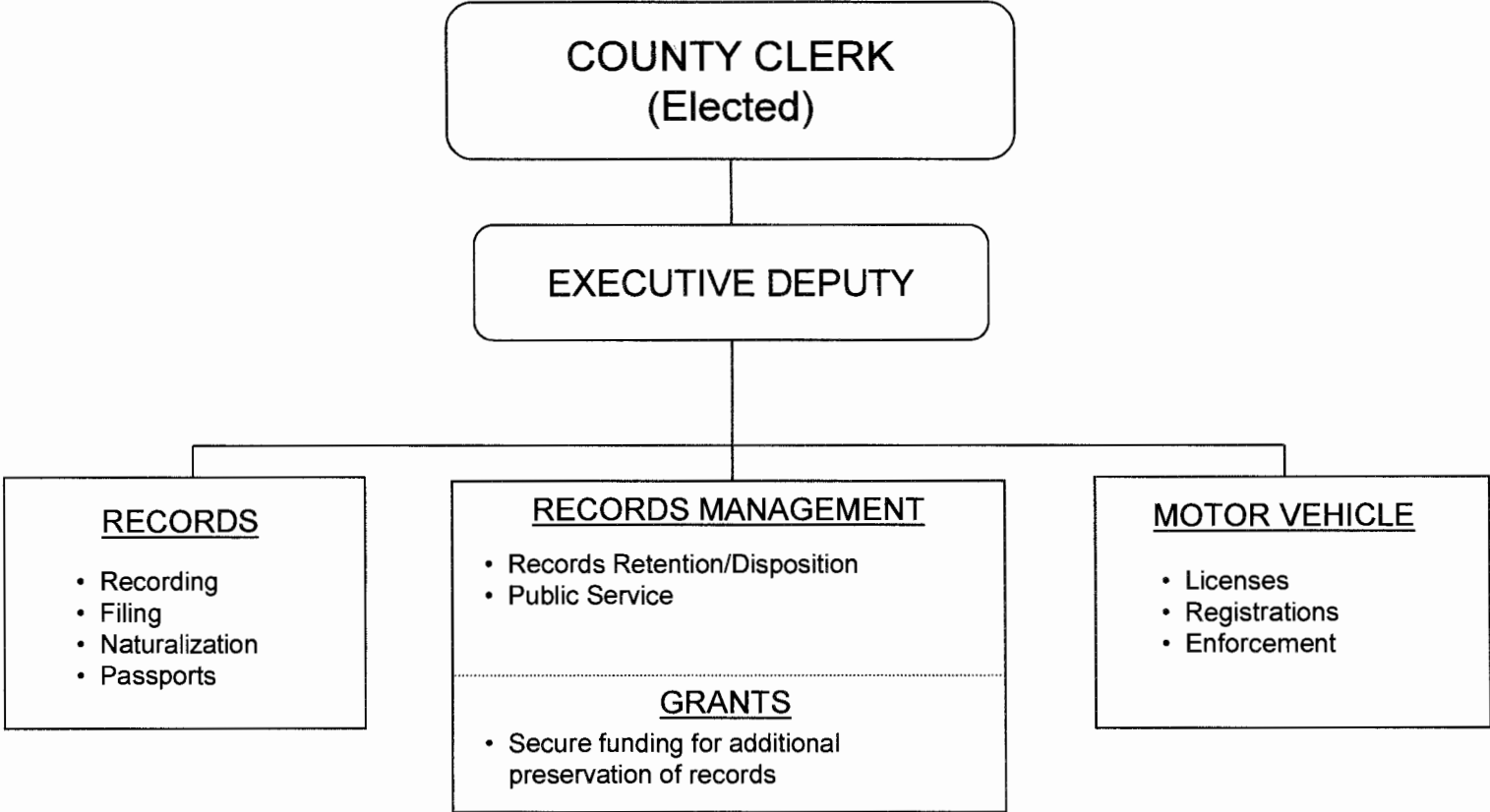
REPORT:BP032

BROOME COUNTY GOVERNMENT
REVENUE AND APPROPRIATION SUMMARY BY DEPARTMENT

FUND: 1010 General Operating
DEPT: 05000000 County Executive

Account	2012 Actuals	2013 Budget	2013 YTD Actuals As of 08/28/13	2014 Budget Requested	2014 Budget Recommended
0000060 Principal on Indebtedness					
6006008 PRINCIPAL ON CAPITAL LEASE	1,325	0	0	0	0
0000060 Principal on Indebtedness Totals	1,325	0	0	0	0
0000070 Interest on Indebtedness					
6007005 INTEREST ON CAPITAL LEASE	91	0	0	0	0
0000070 Interest on Indebtedness Totals	91	0	0	0	0
0000080 Employee Benefits					
6008001 STATE RETIREMENT	77,935	96,860	59,163	99,472	99,472
6008002 SOCIAL SECURITY	34,363	34,870	21,070	35,070	35,070
6008004 WORKERS COMPENSATION	3,120	3,220	1,610	2,704	2,704
6008006 LIFE INSURANCE	154	152	80	120	120
6008007 HEALTH INSURANCE	45,179	49,176	31,551	61,993	61,993
6008009 RETIREE HEALTH INSURANCE	89,233	95,467	60,560	99,341	99,341
6008011 UNEMPLOYMENT INSURANCE	14,804	0	0	0	0
0000080 Employee Benefits Totals	264,788	279,745	174,034	298,700	298,700
Exp Totals for Dept: 05000000	740,487	743,985	468,701	768,510	768,510
Total for Dept: 05000000	1,032,728	1,326,025	-468,701	1,200,649	1,200,649

COUNTY CLERK



COUNTY CLERK

Records

MISSION STATEMENT

The County Clerk's Office provides services for the efficient filing and recording of documents as required by the constitution and laws of New York State. Organizational mandates are frequently reviewed for relevance, revision or deletion as appropriate according to NYS statute.

The County Clerk's Office is a multi-service government agency and acts as an agent for federal, state and local government.

DESCRIPTION

The County Clerk is an elected position serving a four-year term. The Clerk is also the Chief Clerk of the Supreme Court and as such has the responsibility of filing both civil and criminal records. This office provides the necessary services for the efficient filing and recording of land record documents, lien filing, acceptance of passport applications and naturalization of citizens as required by the State of New York and the federal government and is only one of a few in New York State offering records for sale over the internet. The office also provides significant operating revenues for certain other County departments. (Court Fines for STOP-DWI; Mortgage Tax for the Office for Aging; and Transfer Tax for Veterans' Services)

2014 OBJECTIVES

Our major objective in 2014 is to continue our program of scanning court records with the goal of making them available online within the same search program used for deeds & mortgages. We will continue to promote increased usage of the e-filing program for certain types of court actions.

2014 BUDGET HIGHLIGHTS

- The office revenues will continue to exceed expenses.
- The office will continue to work with the NYS Unified Court system to integrate our respective e-filing systems into a seamless unit.
- The office will explore implementation e-recording of deeds and mortgages.
- Our office will continue to work with our Records Management division to reduce and eventually eliminate the filing of certain types of paper records as we move toward complete electronic data storage.
- Continue to provide accurate, efficient services to stakeholders (local governments, general public, legal/Courts, and other departments).
- Promote the usage of the new bar-coded RP-5217 and work with the Real Property Tax Map Department to insure implementation.

04010001 COUNTY CLERK/Records

<u>Title of Position</u>	<u>Grade/Unit</u>	As of 8/24/2013		<u>2014 Requested</u>	<u>2014 Recommended</u>
		<u>2012 Actuals</u>	<u>Current Authorized</u>		
<u>FULL TIME</u>					
County Clerk	Elected	1	1	1	1
Executive Deputy County Clerk	C Admin	1	1	1	1
Deputy County Clerk (40)	17 Admin	3	3	3	3
Paralegal (40)	15 Admin	1	0	0	0
Secretary to the County Clerk (40)	14 Admin	1	1	1	1
Senior Index Clerk (40)	9 CSEA	1	2	2	2
Index Clerk (40)	8 CSEA	<u>4</u>	<u>4</u>	<u>4</u>	<u>4</u>
Total Full-Time Positions		12	12	12	12
<u>PART TIME</u>					
Total Part-Time Positions		0	0	0	0
TOTAL POSITIONS		12	12	12	12

REPORT:BP033

BROOME COUNTY GOVERNMENT
REVENUE AND APPROPRIATION SUMMARY
BY DEPARTMENT AND DIVISION

FUND: 1010 General Operating
DEPT: 04000000 County Clerk
DIV: 01 County Clerk- Records

Account	2012 Actuals	2013 Budget	2013 YTD Actuals As of 08/28/13	2014 Budget Requested	2014 Budget Recommended
04000000 County Clerk					
0000002 Departmental Income					
5000102 COMMISSIONER OF FINANCE	20	0	0	0	0
5000103 CHGS FOR TAX ADV/REDEMPTION EX	8	0	0	0	0
5000104 CLERK FEES	1,356,898	1,400,000	757,675	1,400,000	1,400,000
5000105 XEROX MACHINE	7,270	7,000	3,465	5,940	5,940
5000106 MORTGAGE TAX	406,459	427,760	250,364	406,087	406,087
5000220 REMOTE ACCESS CHARGE	67,188	60,000	50,803	65,000	65,000
5000426 MISCELLANEOUS	8,688	4,400	2,624	3,000	3,000
5000441 TAX COLLECTION FEES	1	0	0	0	0
0000002 Departmental Income Totals	1,846,532	1,899,160	1,064,931	1,880,027	1,880,027
0000003 Use of Money					
5000451 INTEREST AND EARNINGS	407	400	180	315	315
0000003 Use of Money Totals	407	400	180	315	315
Rev Total for Div: 0401	1,846,939	1,899,560	1,065,111	1,880,342	1,880,342
0000010 Personal Service					
6001000 SALARIES FULL-TIME	523,969	542,716	302,106	530,056	530,056
6001002 SALARIES TEMPORARY	0	0	6,260	0	0
6001003 SALARIES OVERTIME	0	2,000	1,437	3,955	3,955
0000010 Personal Service Totals	523,969	544,716	309,803	534,011	534,011
0000040 Contractual Expenditures					
6004010 BOOKS AND SUBSCRIPTIONS	204	150	108	150	150
6004012 OFFICE SUPPLIES	6,696	7,500	6,133	7,500	7,500
6004022 FUEL AND HEATING SUPPLIES	6	0	0	0	0
6004023 BLDG AND GROUNDS SUPPLIES	266	0	0	0	0
6004030 FOOD AND BEVERAGES	293	400	136	300	300
6004041 PHOTOGRAPHIC SUPPLIES	0	220	0	220	220
6004056 COMPUTER EQUIPMENT(NON CAPITAL)	330	0	110	12,400	12,400
6004100 POSTAGE AND FREIGHT	410	625	458	625	625
6004105 DUES AND MEMBERSHIPS	427	485	530	665	665

BROOME COUNTY GOVERNMENT
 REVENUE AND APPROPRIATION SUMMARY
 BY DEPARTMENT AND DIVISION

FUND: 1010 General Operating
 DEPT: 04000000 County Clerk
 DIV: 01 County Clerk- Records

Account	2012 Actuals	2013 Budget	2013 YTD Actuals As of 08/28/13	2014 Budget Requested	2014 Budget Recommended
6004106 GENERAL OFFICE EXPENSES	0	150	0	150	150
6004117 BUILDING AND GROUNDS EXPENSES	0	250	0	250	250
6004160 MILEAGE AND PARKING-LOCAL	0	100	63	100	100
6004161 TRAVEL HOTEL AND MEALS	303	600	217	700	700
6004192 SOFTWARE MAINTENANCE	41,059	48,906	40,812	44,586	44,586
6004193 HARDWARE MAINTENANCE	2,219	3,199	1,999	5,404	5,404
6004195 HARDWARE RENTAL	15,301	15,301	3,534	10,884	10,884
6004196 COPYING MACHINE RENTALS	1,679	3,972	2,897	4,100	4,100
0000040 Contractual Expenditures Totals	69,193	81,858	56,997	88,034	88,034
0000041 Chargeback Expenses					
6004602 INSURANCE PREMIUM CHARGEBACK	2,309	1,017	509	1,062	1,062
6004604 DPW SECURITY CHARGEBACKS	2,727	10,286	0	9,890	9,890
0000041 Chargeback Expenses Totals	5,036	11,303	509	10,952	10,952
0000060 Principal on Indebtedness					
6006008 PRINCIPAL ON CAPITAL LEASE	1,259	0	0	0	0
0000060 Principal on Indebtedness Totals	1,259	0	0	0	0
0000070 Interest on Indebtedness					
6007005 INTEREST ON CAPITAL LEASE	616	0	0	0	0
0000070 Interest on Indebtedness Totals	616	0	0	0	0
0000080 Employee Benefits					
6008001 STATE RETIREMENT	95,643	115,749	67,531	121,512	121,512
6008002 SOCIAL SECURITY	38,425	41,673	22,705	40,549	40,549
6008004 WORKERS COMPENSATION	3,830	18,849	1,697	15,767	15,767
6008006 LIFE INSURANCE	224	228	114	180	180
6008007 HEALTH INSURANCE	83,303	82,476	47,592	92,278	92,278
6008009 RETIREE HEALTH INSURANCE	103,879	124,113	81,948	136,114	136,114
6008010 DISABILITY INSURANCE	647	645	407	468	468
6008013 HEALTH INS - RETIRE INCENTIVE	2,709	0	0	0	0
0000080 Employee Benefits Totals	328,660	383,733	221,994	406,868	406,868

REPORT:BP033

BROOME COUNTY GOVERNMENT
 REVENUE AND APPROPRIATION SUMMARY
 BY DEPARTMENT AND DIVISION

FUND: 1010 General Operating
 DEPT: 04000000 County Clerk
 DIV: 01 County Clerk- Records

Account	2012 Actuals	2013 Budget	2013 YTD Actuals As of 08/28/13	2014 Budget Requested	2014 Budget Recommended
Exp Total for Div: 0401	928,733	1,021,610	589,303	1,039,865	1,039,865
Total for Div: 04000000	918,206	877,950	475,808	840,477	840,477

COUNTY CLERK
Motor Vehicles

MISSION STATEMENT

The Broome County Department of Motor Vehicles is a multi-service agency committed to acting as a liaison in fulfilling the legal responsibilities of NYS Department of Motor Vehicles and the Federal government, while serving the residents of Broome County in a courteous and timely manner.

DESCRIPTION

For 2014, the Department of Motor Vehicles will serve the public at 2 main offices:

- (1) 181 Clinton Street, Binghamton
 With a potential move to the Greater Binghamton
 Transportation Center
- (2) 124 Washington Avenue, Endicott

Our mobile offices in Whitney Point & Conklin will remain open.

The two offices may be asked to process as many as 800 customers a day, occasionally 900!

2014 OBJECTIVES

We will be utilizing our website and phone system more than in the past in order to educate the public and disseminate information concerning a variety of inquiries.

We continue to strive to serve the public in a courteous and timely manner. With regulations changing continually, we are always working to keep staff up to date on state and federal regulations in order to provide consistent and accurate information to the public.

2014 BUDGET HIGHLIGHTS

- We will continue to educate the public with regard to the Enhanced Driver License/Non-Driver ID option.
- We will be working with our staff in an attempt to continue improving in the areas of consistent and accurate information.
- Saturday service will be continued.
- Competition from the NYS DMV via internet transactions will continue to erode our revenue stream unless sharing of revenues occurs.
- Moving of DMV services from Clinton Street to the Greater Binghamton Transportation Center.

04020001

COUNTY CLERK/Motor Vehicles

<u>Title of Position</u>	<u>Grade/Unit</u>	As of 8/24/2013		<u>2014 Requested</u>	<u>2014 Recommended</u>
		<u>2012 Actuals</u>	<u>Current Authorized</u>		
<u>FULL TIME</u>					
Principal Motor Vehicle Clerk (40)	11 CSEA	1	1	1	1
Senior Motor Vehicle Clerk (40)	9 CSEA	3	3	3	3
Motor Vehicle Clerk (40)	8 CSEA	<u>9</u>	<u>9</u>	<u>9</u>	<u>9</u>
Total Full-Time Positions		13	13	13	13
<u>PART TIME</u>					
Motor Vehicle Clerk	8 CSEA	<u>7</u>	<u>7</u>	<u>7</u>	<u>7</u>
Total Part-Time Positions		7	7	7	7
TOTAL POSITIONS		20	20	20	20

BROOME COUNTY GOVERNMENT
 REVENUE AND APPROPRIATION SUMMARY
 BY DEPARTMENT AND DIVISION

FUND: 1010 General Operating
 DEPT: 04000000 County Clerk
 DIV: 02 County Clerk - Motor Vehicles

Account	2012 Actuals	2013 Budget	2013 YTD Actuals As of 08/28/13	2014 Budget Requested	2014 Budget Recommended
0000002 Departmental Income					
5000107 MOTOR VEHICLE	2,270,314	2,354,000	1,334,759	2,317,075	2,317,075
5000108 COLLECTION OF SALES TAX	15,949	18,000	8,735	16,000	16,000
5000426 MISCELLANEOUS	764	700	397	700	700
0000002 Departmental Income Totals	2,287,027	2,372,700	1,343,891	2,333,775	2,333,775
0000003 Use of Money					
5000451 INTEREST AND EARNINGS	237	250	44	225	225
0000003 Use of Money Totals	237	250	44	225	225
0000006 Sale of Prop and Comp for Loss					
5000517 SALES OF REAL PROPERTY	0	0	0	150,000	150,000
0000006 Sale of Prop and Comp for Loss Totals	0	0	0	150,000	150,000
Rev Total for Div: 0402	2,287,264	2,372,950	1,343,935	2,484,000	2,484,000
0000010 Personal Service					
6001000 SALARIES FULL-TIME	437,559	452,642	268,694	451,699	451,699
6001001 SALARIES PART-TIME	106,653	104,334	66,903	101,501	101,501
6001002 SALARIES TEMPORARY	1,701	0	0	0	0
6001003 SALARIES OVERTIME	5,214	8,805	4,472	9,187	9,187
0000010 Personal Service Totals	551,127	565,781	340,069	562,387	562,387
0000040 Contractual Expenditures					
6004010 BOOKS AND SUBSCRIPTIONS	491	550	772	772	772
6004012 OFFICE SUPPLIES	6,488	5,500	4,356	95,500	95,500
6004021 BLDG MAINTENANCE SUPPLIES	0	250	0	250	250
6004022 FUEL AND HEATING SUPPLIES	2,809	3,500	1,572	3,500	3,500
6004023 BLDG AND GROUNDS SUPPLIES	0	700	0	700	700
6004106 GENERAL OFFICE EXPENSES	770	972	577	1,072	1,072
6004111 BUILDING AND LAND RENTAL	52,607	52,982	35,671	51,107	51,107

REPORT:BP033

BROOME COUNTY GOVERNMENT
REVENUE AND APPROPRIATION SUMMARY
BY DEPARTMENT AND DIVISION

FUND: 1010 General Operating

DEPT: 04000000 County Clerk

DIV: 02 County Clerk - Motor Vehicles

Account	2012 Actuals	2013 Budget	2013 YTD Actuals As of 08/28/13	2014 Budget Requested	2014 Budget Recommended
6004112 BLDG GROUNDS AND EQUIP REPAIR	205	0	0	0	0
6004113 WATER AND SEWAGE CHARGES	657	375	540	0	0
6004115 ELECTRIC CURRENT	13,384	10,250	6,089	6,500	6,500
6004117 BUILDING AND GROUNDS EXPENSES	2,355	2,335	2,240	1,304	1,304
6004132 ENGINEERING EXPENSES	0	0	0	2,500	2,500
6004160 MILEAGE AND PARKING-LOCAL	60	500	31	250	250
6004193 HARDWARE MAINTENANCE	109	0	0	0	0
6004196 COPYING MACHINE RENTALS	660	660	385	660	660
0000040 Contractual Expenditures Totals	80,595	78,574	52,233	164,115	164,115
0000041 Chargeback Expenses					
6004602 INSURANCE PREMIUM CHARGEBACK	928	919	460	959	959
6004604 DPW SECURITY CHARGEBACKS	22,891	14,592	10,287	13,223	13,223
6004615 GASOLINE CHARGEBACK	1,073	1,600	517	1,500	1,500
6004616 FLEET SERVICE CHARGEBACK	1,336	1,890	1,890	2,231	2,231
6004619 BUILDING SERVICE CHARGEBACK	20,173	45,000	9,928	45,000	45,000
0000041 Chargeback Expenses Totals	46,401	64,001	23,082	62,913	62,913
0000080 Employee Benefits					
6008001 STATE RETIREMENT	92,780	120,229	68,296	143,129	143,129
6008002 SOCIAL SECURITY	39,492	43,284	24,197	43,022	43,022
6008004 WORKERS COMPENSATION	19,795	3,394	9,425	3,386	3,386
6008006 LIFE INSURANCE	293	380	145	265	265
6008007 HEALTH INSURANCE	122,815	128,904	75,893	114,500	114,500
6008009 RETIREE HEALTH INSURANCE	62,663	68,617	58,159	107,494	107,494
6008010 DISABILITY INSURANCE	1,950	1,935	1,203	1,092	1,092
6008013 HEALTH INS - RETIRE INCENTIVE	0	0	0	2,744	2,744
0000080 Employee Benefits Totals	339,788	366,743	237,318	415,632	415,632
Exp Total for Div: 0402	1,017,911	1,075,099	652,702	1,205,047	1,205,047
Total for Div: 04000000	1,269,353	1,297,851	691,233	1,278,953	1,278,953

COUNTY CLERK Records Management

MISSION STATEMENT 2014

To systematically effect the efficient administration of Broome County records in accordance with relevant regulations, by carefully balancing value, use, security, and cost.

DESCRIPTION

The Records Management Division provides practical guidance and expertise to departments in the following capacities:

- Determine retention and disposition of records.
- Review of requests for records storage and equipment.
- Coordinate all imaging/micrographics projects for all County Departments
- Ensure compliance with state and federal retention guidelines.

The Records Storage Facility is currently located at 1 Floral Ave. Johnson City. The Storage Facility houses all inactive County records,(approximately 12,500 cubic feet), all original reels of microfilm and CD's, all Information Technology computer back-up, as well as some of the Records management office equipment.

The Records Management office and personnel (1 PT Records Manager and 1 FT Sr. Records Clerk) are now located at the County office building in the County Clerks office. The staff travels to the storage facility daily to retrieve and/or return county files as requested from various county departments.

When fully staffed, our Imaging/Micrographics Division has the capacity to operate 4 scanners, 2 quality control stations, & the Document Archive writer. The technology allows the department to scan County projects/record series & return all information on CDs or

microfilm, as needed to satisfy all NYS Archive requirements & each department's specific needs. All scanning has been suspended due to budget constraints.

The Document Archive Writer is now located in the records management office in the county office building.

2014 OBJECTIVES

Our major objective in 2014 will be to secure grants to begin the digitization of all County records. It is the plan when funds are available, to begin scanning departmental records in each department thereby reducing or eliminating the need to store additional paper records in the storage facility. The permanent records at the storage facility will be scanned into a document imaging system that will be available to each individual department as needed and backed up onto the county system. Once these records are scanned we will be able to have them legally shredded according to the NYS Archives retention guidelines, eventually becoming a paperless system.

2014 BUDGET HIGHLIGHTS

For 2014, the Records Management Division will continue to be responsible for the safe storage, retrieval and disposition of records per the NYS Archives Retention schedule.

The Records Manager will continue to review and recommend the most efficient and effective ways to keep our records and will advise all departments during the year.

04030001 COUNTY CLERK/Records Center

<u>Title of Position</u>	<u>Grade/Unit</u>	As of 8/24/2013		<u>2014 Requested</u>	<u>2014 Recommended</u>
		<u>2012 Actuals</u>	<u>Current Authorized</u>		
<u>FULL TIME</u>					
Records Management Officer (40)	18 Admin	1	0	0	0
Sr. Records Clerk (40)	9 CSEA	<u>1</u>	<u>1</u>	<u>1</u>	<u>1</u>
Total Full-Time Positions		2	1	1	1
<u>PART TIME</u>					
Total Part-Time Positions		<u>0</u>	<u>0</u>	<u>0</u>	<u>0</u>
TOTAL POSITIONS		2	2	2	2

BROOME COUNTY GOVERNMENT
 REVENUE AND APPROPRIATION SUMMARY
 BY DEPARTMENT AND DIVISION

FUND: 1010 General Operating
 DEPT: 04000000 County Clerk
 DIV: 03 County Clerk- Records Mgmt

Account	2012 Actuals	2013 Budget	2013 YTD Actuals As of 08/28/13	2014 Budget Requested	2014 Budget Recommended
0000002 Departmental Income					
5000426 MISCELLANEOUS	8	50	0	0	0
0000002 Departmental Income Totals	8	50	0	0	0
0000008 State Aid					
5000808 OTHER STATE AID	-31,200	0	0	0	0
0000008 State Aid Totals	-31,200	0	0	0	0
Rev Total for Div: 0403	-31,192	50	0	0	0
0000010 Personal Service					
6001000 SALARIES FULL-TIME	87,355	36,630	22,514	37,705	37,705
6001002 SALARIES TEMPORARY	12,658	25,000	14,721	24,710	24,710
0000010 Personal Service Totals	100,013	61,630	37,235	62,415	62,415
0000040 Contractual Expenditures					
6004011 DUPLICATING AND PRINTING RM SU	0	350	0	200	200
6004012 OFFICE SUPPLIES	255	300	301	300	300
6004022 FUEL AND HEATING SUPPLIES	2,112	4,000	4,917	11,165	11,165
6004023 BLDG AND GROUNDS SUPPLIES	0	100	0	100	100
6004041 PHOTOGRAPHIC SUPPLIES	0	3,000	0	3,000	3,000
6004048 MISC OPERATIONAL SUPPLIES	0	0	1,294	0	0
6004106 GENERAL OFFICE EXPENSES	0	2,000	2,963	2,000	2,000
6004111 BUILDING AND LAND RENTAL	49,166	0	0	0	0
6004113 WATER AND SEWAGE CHARGES	252	200	215	200	200
6004115 ELECTRIC CURRENT	4,063	3,000	8,490	11,472	11,472
6004117 BUILDING AND GROUNDS EXPENSES	482	1,200	1,427	3,268	3,268
6004160 MILEAGE AND PARKING-LOCAL	298	400	227	400	400
6004193 HARDWARE MAINTENANCE	1,046	2,200	0	2,500	2,500
6004195 HARDWARE RENTAL	12,775	12,480	2,823	1,020	1,020
6004196 COPYING MACHINE RENTALS	-107	1,056	737	1,056	1,056
6004505 CONTRACTED DATA PROCESSING SER	0	750	0	0	0
6004573 OTHER FEES FOR SERVICES	0	0	4,514	0	0

REPORT:BP033

BROOME COUNTY GOVERNMENT
REVENUE AND APPROPRIATION SUMMARY
BY DEPARTMENT AND DIVISION

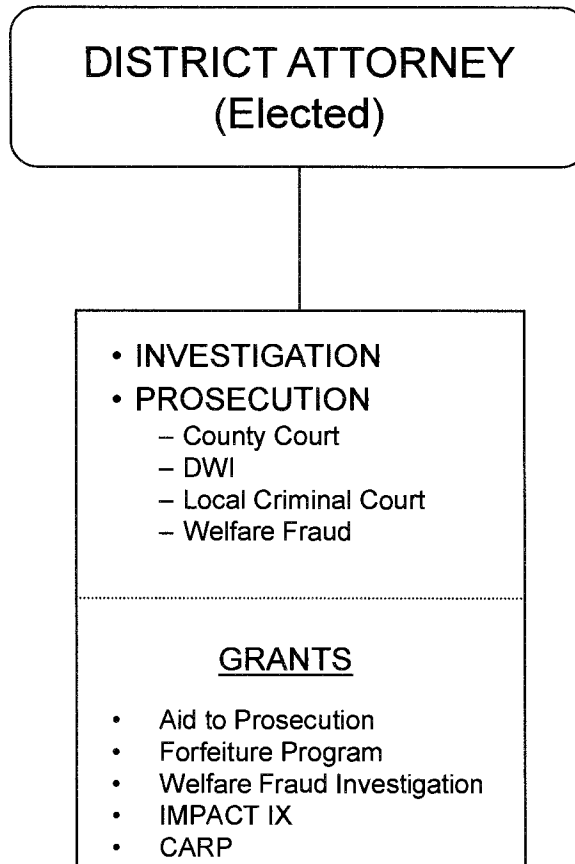
FUND: 1010 General Operating

DEPT: 04000000 County Clerk

DIV: 03 County Clerk- Records Mgmt

Account	2012 Actuals	2013 Budget	2013 YTD Actuals As of 08/28/13	2014 Budget Requested	2014 Budget Recommended
0000040 Contractual Expenditures Totals	70,342	31,036	27,908	36,681	36,681
0000041 Chargeback Expenses					
6004619 BUILDING SERVICE CHARGEBACK	1,926	1,200	0	10,000	10,000
0000041 Chargeback Expenses Totals	1,926	1,200	0	10,000	10,000
0000060 Principal on Indebtedness					
6006008 PRINCIPAL ON CAPITAL LEASE	1,142	0	0	0	0
0000060 Principal on Indebtedness Totals	1,142	0	0	0	0
0000070 Interest on Indebtedness					
6007005 INTEREST ON CAPITAL LEASE	46	0	0	0	0
0000070 Interest on Indebtedness Totals	46	0	0	0	0
0000080 Employee Benefits					
6008001 STATE RETIREMENT	15,340	7,784	4,845	8,703	8,703
6008002 SOCIAL SECURITY	7,276	4,715	2,765	4,797	4,797
6008006 LIFE INSURANCE	38	19	10	15	15
6008007 HEALTH INSURANCE	20,571	5,900	3,786	6,249	6,249
6008009 RETIREE HEALTH INSURANCE	6,021	25,287	16,858	27,436	27,436
6008010 DISABILITY INSURANCE	129	129	81	78	78
0000080 Employee Benefits Totals	49,375	43,834	28,345	47,278	47,278
Exp Total for Div: 0403	222,844	137,700	93,488	156,374	156,374
Total for Div: 04000000	-254,036	-137,650	-93,488	-156,374	-156,374
Total for Dept: 04000000	1,933,523	2,038,151	1,073,553	1,963,056	1,963,056

DISTRICT ATTORNEY



DISTRICT ATTORNEY

MISSION STATEMENT

To represent the People of the State of New York and Broome County fairly and effectively in all criminal proceedings in Broome County.

DESCRIPTION

The Broome County District Attorney's Office represents the People of the State of New York in all criminal proceedings, which include traffic and penal law violations, misdemeanors, and felonies. In each case, the prosecution must (1) determine what happened by gathering the facts and evidence; (2) determine what criminal offenses, if any, were committed; (3) if criminal offenses were committed, decide whether criminal prosecution is warranted, and (4) if prosecution is warranted, insure that prosecution is conducted fairly and competently.

2014 OBJECTIVES

In the face of reduced or static funding from grant funding sources (Aid to Prosecution and IMPACT), and in light of frozen salary levels for prosecutors for several years, the most important objective is to provide for adequate personnel and funding for the Office of the District Attorney to be able to competently:

- Perform the basic investigation and prosecution functions of the office.
- Prosecute the significant number of pending cases involving violence related to gang activity and drug trafficking.
- Continue to provide prosecution service to the increased (and still increasing) number of specialized court and criminal justice programs, such as the Judicial Diversion Program, Drug Court, Domestic Violence Court and Integrated Domestic Violence Court, as well as for litigation related to the Sex Offender Registration Act (SORA) classifications. Leandra's Law became effective on

August 15, 2010, once again requiring additional services from the Office of the District Attorney (being the monitor of the Broome County Ignition Interlock Program).

- Begin to upgrade outdated computer software and equipment.

2014 BUDGET HIGHLIGHTS

- Further publicize and implement local law adopted in late 2011, which authorized the creation of a traffic violation diversion program that allows motorists to avoid prosecution for traffic offenses in certain circumstances upon payment of a fee to Broome County, thereby creating additional revenue for Broome County. The program became operational at the beginning of the second quarter of 2012 and estimated revenue for the year is approximately \$120,000.
- Provide for adequate staffing and retention of quality prosecutors in the face of extraordinary resources being added to the judiciary and defense.
- Provide adequate funding for essential prosecution services, including increased stenographic expenses, witness and travel expenses associated with the prosecution of pending cases, in particular for expert witnesses and out-of-state witnesses, and to maintain our current computer legal research capability.

06000001 DISTRICT ATTORNEY

<u>Title of Position</u>	<u>Grade/Unit</u>	<u>2012 Actuals</u>	<u>As of 8/24/2013 Current Authorized</u>	<u>2014 Requested</u>	<u>2014 Recommended</u>
<u>FULL TIME</u>					
District Attorney	Elected	1	1	1	1
Senior Assistant District Attorney	AT-3	5	5	5	5
Assistant District Attorney II	AT-2	5	5	6	6
Assistant District Attorney I	AT-1	4	4	4	4
Chief Investigator - DA	27 Admin	1	1	1	1
Administrative Assistant to the DA	22 Admin	1	1	1	1
Investigator - DA	22 Admin	3	3	3	3
Paralegal	15 Admin	1	1	1	1
Secretary	13 CSEA	3	3	3	3
Keyboard Specialist	8 CSEA	<u>5</u>	<u>5</u>	<u>5</u>	<u>5</u>
Total Full-Time Positions		29	29	30	30
<u>PART TIME</u>					
Total Part-Time Positions		0	0	0	0
TOTAL POSITIONS		29	29	30	30

REPORT:BP033

BROOME COUNTY GOVERNMENT
REVENUE AND APPROPRIATION SUMMARY
BY DEPARTMENT AND DIVISION

FUND: 1010 General Operating
DEPT: 06000000 District Attorney
DIV: 00 District Attorney

Account	2012 Actuals	2013 Budget	2013 YTD Actuals As of 08/28/13	2014 Budget Requested	2014 Budget Recommended
06000000 District Attorney					
0000002 Departmental Income					
5000245 FEE FOR TRAFFIC DIVERSION	75,100	120,000	55,400	120,000	120,000
5000333 OTHER DEPARTMENTAL CHARGEBACK	54,307	51,000	31,525	50,000	50,000
5000425 OVERPAYMENTS	0	0	4,868	0	0
5000428 OTHER CHARGES	35,871	87,432	16,680	90,066	90,066
5000440 CHARGEBACK OF SERVICES PROVIDE	6	0	0	0	0
0000002 Departmental Income Totals	165,284	258,432	108,473	260,066	260,066
0000005 Fines and Forfeitures					
5000501 (A2625) FORFEITURE OF CRIME PR	0	60,000	0	0	0
0000005 Fines and Forfeitures Totals	0	60,000	0	0	0
0000007 Misc Interfund Revenues					
5000530 REFUNDS OF PRIOR YEARS EXPENDI	1	0	0	0	0
5000534 TRANSFER FROM INSURANCE RESERV	34,625	0	0	0	0
0000007 Misc Interfund Revenues Totals	34,626	0	0	0	0
0000008 State Aid					
5000801 DISTRICT ATTORNEY'S SALARY	59,989	65,879	66,089	72,489	72,489
5000808 OTHER STATE AID	40	34,000	0	0	0
0000008 State Aid Totals	60,029	99,879	66,089	72,489	72,489
0000009 Federal Aid					
5000946 FEDERAL AID - OTHER	38,823	0	11,241	34,000	34,000
0000009 Federal Aid Totals	38,823	0	11,241	34,000	34,000
Rev Total for Div: 0600	298,762	418,311	185,803	366,555	366,555

0000010 Personal Service

BROOME COUNTY GOVERNMENT
 REVENUE AND APPROPRIATION SUMMARY
 BY DEPARTMENT AND DIVISION

FUND: 1010 General Operating
 DEPT: 06000000 District Attorney
 DIV: 00 District Attorney

Account	2012 Actuals	2013 Budget	2013 YTD Actuals As of 08/28/13	2014 Budget Requested	2014 Budget Recommended
6001000 SALARIES FULL-TIME	1,613,203	1,685,070	1,022,424	1,769,892	1,769,892
6001010 SALARY ADJUSTMENTS	0	0	0	31,107	31,107
0000010 Personal Service Totals	1,613,203	1,685,070	1,022,424	1,800,999	1,800,999
0000020 Equipment and Capital Outlay					
6002708 LAW ENFORCEMENT EQUIPMENT	0	7,794	0	0	0
0000020 Equipment and Capital Outlay Totals	0	7,794	0	0	0
0000040 Contractual Expenditures					
6004010 BOOKS AND SUBSCRIPTIONS	21,059	17,000	13,319	17,000	17,000
6004012 OFFICE SUPPLIES	19,828	18,448	13,177	18,000	18,000
6004041 PHOTOGRAPHIC SUPPLIES	2,635	400	0	400	400
6004046 GAS OIL GREASE AND DIESEL FUEL	2,305	1,000	1,314	1,000	1,000
6004052 UNIFORMS	250	0	0	0	0
6004056 COMPUTER EQUIPMENT(NON CAPITAL	640	2,259	440	3,000	3,000
6004100 POSTAGE AND FREIGHT	2,257	2,000	1,549	2,000	2,000
6004105 DUES AND MEMBERSHIPS	2,275	2,275	2,275	2,275	2,275
6004106 GENERAL OFFICE EXPENSES	6,463	5,500	4,849	5,500	5,500
6004117 BUILDING AND GROUNDS EXPENSES	0	0	0	93	93
6004131 PHOTOGRAPHIC EXPENSES	311	1,200	448	1,200	1,200
6004138 OTHER OPERATIONAL EXPENSES	19	0	12	0	0
6004146 SUBCONTRACTED PROGRAM EXPENSE	8,000	8,000	6,000	8,000	8,000
6004160 MILEAGE AND PARKING-LOCAL	4,307	6,000	2,447	6,000	6,000
6004161 TRAVEL HOTEL AND MEALS	3,071	9,000	3,080	9,000	9,000
6004162 EDUCATION AND TRAINING	832	6,000	1,225	6,000	6,000
6004164 NON-EMPLOYEE TRAVEL HOTEL & ME	11,984	15,000	10,205	15,000	15,000
6004168 OTHER PERSONAL EXPENSES	60	200	60	200	200
6004169 DAY TRIP MEAL REIMBURSEMENT	72	0	16	0	0
6004196 COPYING MACHINE RENTALS	5,442	7,300	7,395	7,300	7,300
6004200 PROPERTY LOSS	156	0	0	0	0
6004203 INSURANCE CLAIMS	34,469	0	0	0	0
6004402 LAB SERVICES	0	2,000	0	2,000	2,000
6004536 WITNESS EXPENSES	25,230	35,000	3,437	35,000	35,000
6004537 INVESTIGATIONS EXPENSES	2,000	6,000	1,000	6,000	6,000
6004541 STENOGRAPHIC SERVICES	76,880	75,000	66,808	75,000	75,000
0000040 Contractual Expenditures Totals	230,545	219,582	139,056	219,968	219,968

REPORT:BP033

BROOME COUNTY GOVERNMENT
REVENUE AND APPROPRIATION SUMMARY
BY DEPARTMENT AND DIVISION

FUND: 1010 General Operating
DEPT: 06000000 District Attorney
DIV: 00 District Attorney

Account	2012 Actuals	2013 Budget	2013 YTD Actuals As of 08/28/13	2014 Budget Requested	2014 Budget Recommended
0000041 Chargeback Expenses					
6004602 INSURANCE PREMIUM CHARGEBACK	3,091	5,578	2,789	34,408	34,408
6004615 GASOLINE CHARGEBACK	4,305	4,800	1,593	4,500	4,500
6004616 FLEET SERVICE CHARGEBACK	5,344	7,121	7,121	8,924	8,924
6004626 TRANSPORTATION SERVICES CHARGE	0	0	0	6,455	6,455
0000041 Chargeback Expenses Totals	12,740	17,499	11,503	54,287	54,287
0000060 Principal on Indebtedness					
6006008 PRINCIPAL ON CAPITAL LEASE	4,612	0	0	0	0
0000060 Principal on Indebtedness Totals	4,612	0	0	0	0
0000070 Interest on Indebtedness					
6007005 INTEREST ON CAPITAL LEASE	1,142	0	0	0	0
0000070 Interest on Indebtedness Totals	1,142	0	0	0	0
0000080 Employee Benefits					
6008001 STATE RETIREMENT	271,266	358,075	200,375	372,487	372,487
6008002 SOCIAL SECURITY	116,019	119,493	74,489	135,315	135,315
6008004 WORKERS COMPENSATION	17,968	19,112	9,556	19,381	19,381
6008006 LIFE INSURANCE	536	551	284	450	450
6008007 HEALTH INSURANCE	250,075	287,745	175,352	315,630	315,630
6008009 RETIREE HEALTH INSURANCE	17,727	26,692	17,794	28,960	28,960
6008010 DISABILITY INSURANCE	1,030	1,032	569	624	624
6008013 HEALTH INS - RETIRE INCENTIVE	1,003	0	0	0	0
0000080 Employee Benefits Totals	675,624	812,700	478,419	872,847	872,847
0000090 Transfers					
6009002 TRANSFER TO GRANT FUND	184,338	184,338	0	189,706	189,706
0000090 Transfers Totals	184,338	184,338	0	189,706	189,706
Exp Total for Div: 0600	2,722,204	2,926,983	1,651,402	3,137,807	3,137,807

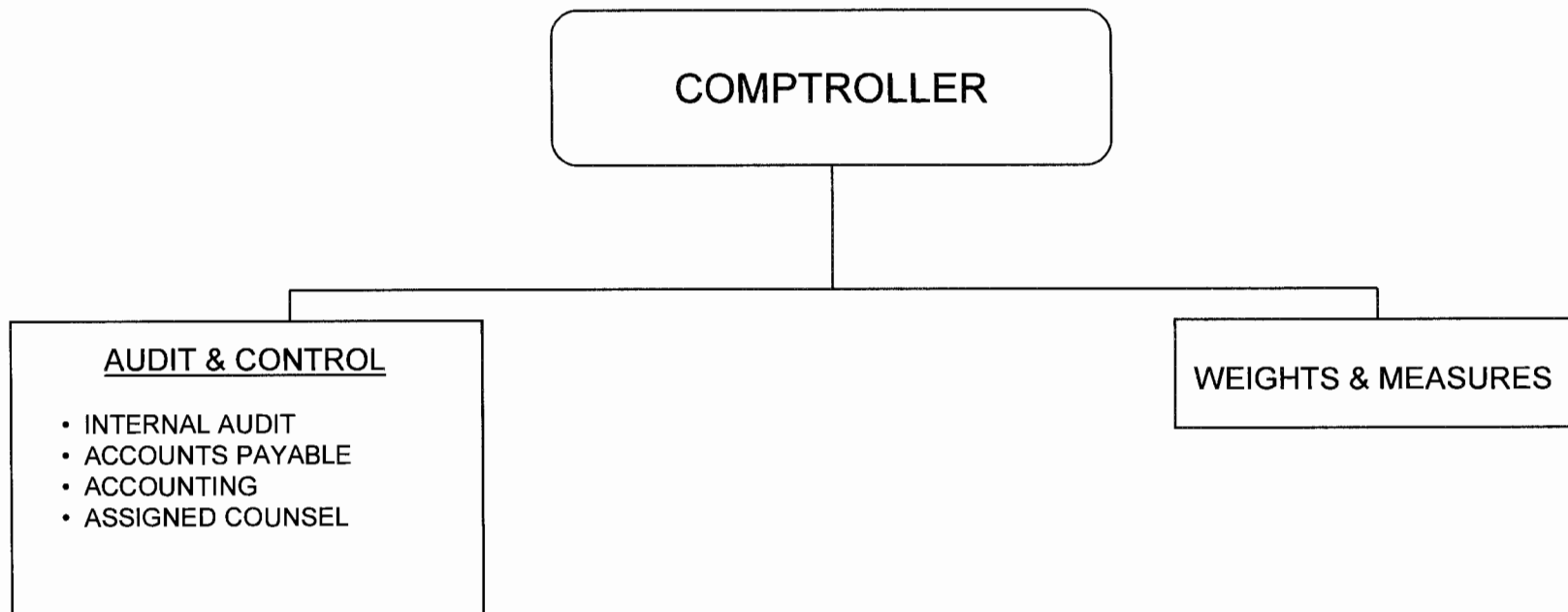
REPORT:BP033

BROOME COUNTY GOVERNMENT
REVENUE AND APPROPRIATION SUMMARY
BY DEPARTMENT AND DIVISION

FUND: 1010 General Operating
DEPT: 06000000 District Attorney
DIV: 00 District Attorney

Account	2012 Actuals	2013 Budget	2013 YTD Actuals As of 08/28/13	2014 Budget Requested	2014 Budget Recommended
Total for Div: 06000000	-2,423,442	-2,508,672	-1,465,599	-2,771,252	-2,771,252
Total for Dept: 06000000	-2,423,442	-2,508,672	-1,465,599	-2,771,252	-2,771,252

AUDIT AND CONTROL



AUDIT & CONTROL

MISSION STATEMENT

To provide professional internal auditing services, in accordance with applicable professional standards, to the County of Broome. To help the organization identify and control business risks. To help insure that the County's resources are used in an ethical, effective and efficient manner and that assets are adequately safeguarded. To insure that all County bank accounts are reconciled in a proper and timely manner. To provide the final review and approval of all disbursements of County funds, and to do so in a fair, efficient and expeditious manner. To administer and provide oversight relative to the disbursement of funds for the provision of indigent defense services in Broome County (except in cases where such services are provided directly by the Broome County Public Defender's Office).

DESCRIPTION

The Audit and Control Division of the Department of Audit and Control performs audits of various programs, departments, agencies, etc; reconciles all of the County's bank accounts; pays all of the County's bills and administers the County's assigned counsel program.

2014 OBJECTIVES

- Administer control self assessment process with County departments, contract agencies, and libraries.
- Provide instructional materials for departments in accounts payable and internal controls.
- Maintain compliance with continuing education and training standards promulgated by the Comptroller General of the United States.
- Pay all instruments received within one cycle of receipt.
- Reconcile all bank accounts within 30 days of receipt of statement.
- Use internal audit resources to help the County identify and mitigate business risks.

01010001 AUDIT AND CONTROL

<u>Title of Position</u>	<u>Grade/Unit</u>	<u>2012 Actuals</u>	<u>As of 8/24/2013 Current Authorized</u>	<u>2014 Requested</u>	<u>2014 Recommended</u>
FULL TIME					
Comptroller	J Admin	1	1	1	1
Secretary to the Comptroller	14 Admin	1	1	1	1
Internal Auditor/Trainee	21/19 CSEA	4	4	4	4
Accountant (County)	16 CSEA	<u>1</u>	<u>1</u>	<u>1</u>	<u>1</u>
Total Full-Time Positions		7	7	7	7
PART TIME					
Secretary	14 Admin	<u>1</u>	<u>1</u>	<u>1</u>	<u>1</u>
Total Part-Time Positions		1	1	1	1
TOTAL POSITIONS		8	8	8	8

BROOME COUNTY GOVERNMENT
 REVENUE AND APPROPRIATION SUMMARY
 BY DEPARTMENT AND DIVISION

FUND: 1010 General Operating
 DEPT: 01000000 Audit and Control
 DIV: 01 Audit & Control

Account	2012 Actuals	2013 Budget	2013 YTD Actuals As of 08/28/13	2014 Budget Requested	2014 Budget Recommended
01000000 Audit and Control					
0000002 Departmental Income					
5000330 SINGLE AUDIT CHARGEBACK	55,916	0	0	0	0
0000002 Departmental Income Totals	55,916	0	0	0	0
0000008 State Aid					
5000802 INDIGENT PAROLEES	85,670	0	0	0	0
5000810 COURT ASSIGNED ATTORNEYS	652,766	500,000	435,178	250,000	250,000
0000008 State Aid Totals	738,436	500,000	435,178	250,000	250,000
Rev Total for Div: 0101	794,352	500,000	435,178	250,000	250,000
0000010 Personal Service					
6001000 SALARIES FULL-TIME	377,679	389,442	246,158	409,275	409,275
6001001 SALARIES PART-TIME	32,476	32,475	19,699	32,475	32,475
0000010 Personal Service Totals	410,155	421,917	265,857	441,750	441,750
0000040 Contractual Expenditures					
6004010 BOOKS AND SUBSCRIPTIONS	0	400	797	400	400
6004012 OFFICE SUPPLIES	508	1,200	355	1,200	1,200
6004100 POSTAGE AND FREIGHT	0	60	0	60	60
6004105 DUES AND MEMBERSHIPS	1,149	790	1,355	790	790
6004160 MILEAGE AND PARKING-LOCAL	342	500	433	500	500
6004161 TRAVEL HOTEL AND MEALS	1,967	2,500	1,735	0	0
6004162 EDUCATION AND TRAINING	2,569	2,500	1,730	0	0
6004501 AUDIT FEES	187,800	197,018	146,500	170,000	170,000
6004539 COURT ASSIGNED ATTORNEY-PUBLIC	589,394	1,273,392	1,062,825	1,273,392	1,273,392
6004540 COURT ASSIGNED ATTORNEY-FAMILY	2,011,389	900,000	484,432	900,000	900,000
0000040 Contractual Expenditures Totals	2,795,118	2,378,360	1,700,162	2,346,342	2,346,342
0000041 Chargeback Expenses					
6004602 INSURANCE PREMIUM CHARGEBACK	539	551	276	751	751

REPORT:BP033

BROOME COUNTY GOVERNMENT
 REVENUE AND APPROPRIATION SUMMARY
 BY DEPARTMENT AND DIVISION

FUND: 1010 General Operating
 DEPT: 01000000 Audit and Control
 DIV: 01 Audit & Control

Account	2012 Actuals	2013 Budget	2013 YTD Actuals As of 08/28/13	2014 Budget Requested	2014 Budget Recommended
0000041 Chargeback Expenses Totals	539	551	276	751	751
0000080 Employee Benefits					
6008001 STATE RETIREMENT	63,146	79,275	49,086	86,218	86,218
6008002 SOCIAL SECURITY	30,617	32,276	19,870	33,794	33,794
6008004 WORKERS COMPENSATION	3,285	2,670	1,335	2,943	2,943
6008006 LIFE INSURANCE	154	153	80	120	120
6008007 HEALTH INSURANCE	32,168	33,209	21,308	35,371	35,371
6008009 RETIREE HEALTH INSURANCE	60,306	68,170	40,318	66,646	66,646
6008010 DISABILITY INSURANCE	623	645	407	390	390
6008011 UNEMPLOYMENT INSURANCE	164	0	19	0	0
0000080 Employee Benefits Totals	190,463	216,398	132,423	225,482	225,482
Exp Total for Div: 0101	3,396,275	3,017,226	2,098,718	3,014,325	3,014,325
Total for Div: 01000000	-2,601,923	-2,517,226	-1,663,540	-2,764,325	-2,764,325

AUDIT & CONTROL

Weights & Measures

MISSION STATEMENT

To assure a fair and equitable marketplace for both the buyer and the seller by conducting annual inspections and testing of commercially used weighing and measuring devices. To enforce New York State Agriculture & Markets Law Article 16, the New York State Code of Rules and Regulations 1NYCRR – Parts 220 through 224, and apply the procedures set forth by the National Institute of Standards and Technology.

DESCRIPTION

The Division of Weights & Measures inspects and tests, in accordance with the requirements promulgated by the New York State Department of Agriculture & Markets – Bureau of Weights & Measures, the accuracy and proper operation of commercially used weighing and measuring devices, the accuracy of labeled-by-weight packed in store commodities, and the quality of gasoline and diesel fuel.

2014 OBJECTIVES

- Continue participation in the state's octane testing program
- Continue to investigate and resolve all complaints in a timely manner
- Perform annual safety training review
- Insure that all inspections required by law are done on a timely basis

01020001 **AUDIT AND CONTROL/Weights and Measures**

<u>Title of Position</u>	<u>Grade/Unit</u>	<u>2012 Actuals</u>	<u>As of 8/24/2013 Current Authorized</u>	<u>2014 Requested</u>	<u>2014 Recommended</u>
<u>FULL TIME</u>					
Director of Weights & Measures	21 Admin	1	1	1	1
Weights & Measures Inspector	15 CSEA	<u>1</u>	<u>1</u>	<u>1</u>	<u>1</u>
Total Full-Time Positions		2	2	2	2
<u>PART TIME</u>					
Total Part-Time Positions		0	0	0	0
TOTAL POSITIONS		2	2	2	2

BROOME COUNTY GOVERNMENT
 REVENUE AND APPROPRIATION SUMMARY
 BY DEPARTMENT AND DIVISION

FUND: 1010 General Operating
 DEPT: 01000000 Audit and Control
 DIV: 02 Weights & Measures

Account	2012 Actuals	2013 Budget	2013 YTD Actuals As of 08/28/13	2014 Budget Requested	2014 Budget Recommended
0000002 Departmental Income					
5000118 FEES FOR SERVICES	55,014	55,000	33,192	55,000	55,000
0000002 Departmental Income Totals	55,014	55,000	33,192	55,000	55,000
Rev Total for Div: 0102	55,014	55,000	33,192	55,000	55,000
0000010 Personal Service					
6001000 SALARIES FULL-TIME	106,360	107,593	66,915	109,430	109,430
0000010 Personal Service Totals	106,360	107,593	66,915	109,430	109,430
0000040 Contractual Expenditures					
6004048 MISC OPERATIONAL SUPPLIES	1,063	900	546	900	900
6004052 UNIFORMS	0	500	0	500	500
6004054 SAFETY SUPPLIES	127	0	80	0	0
6004105 DUES AND MEMBERSHIPS	206	265	56	265	265
6004138 OTHER OPERATIONAL EXPENSES	-7,851	0	-2,146	0	0
6004161 TRAVEL HOTEL AND MEALS	990	0	970	0	0
6004162 EDUCATION AND TRAINING	138	0	104	0	0
0000040 Contractual Expenditures Totals	-5,327	1,665	-390	1,665	1,665
0000041 Chargeback Expenses					
6004602 INSURANCE PREMIUM CHARGEBACK	902	1,067	534	1,545	1,545
6004615 GASOLINE CHARGEBACK	2,215	3,000	1,152	2,813	2,813
6004616 FLEET SERVICE CHARGEBACK	2,672	3,781	3,781	4,462	4,462
6004626 TRANSPORTATION SERVICES CHARGE	0	7,700	7,700	0	0
0000041 Chargeback Expenses Totals	5,789	15,548	13,167	8,820	8,820
0000080 Employee Benefits					
6008001 STATE RETIREMENT	18,895	22,863	13,902	25,059	25,059
6008002 SOCIAL SECURITY	7,696	8,231	4,838	8,371	8,371
6008006 LIFE INSURANCE	38	38	20	30	30

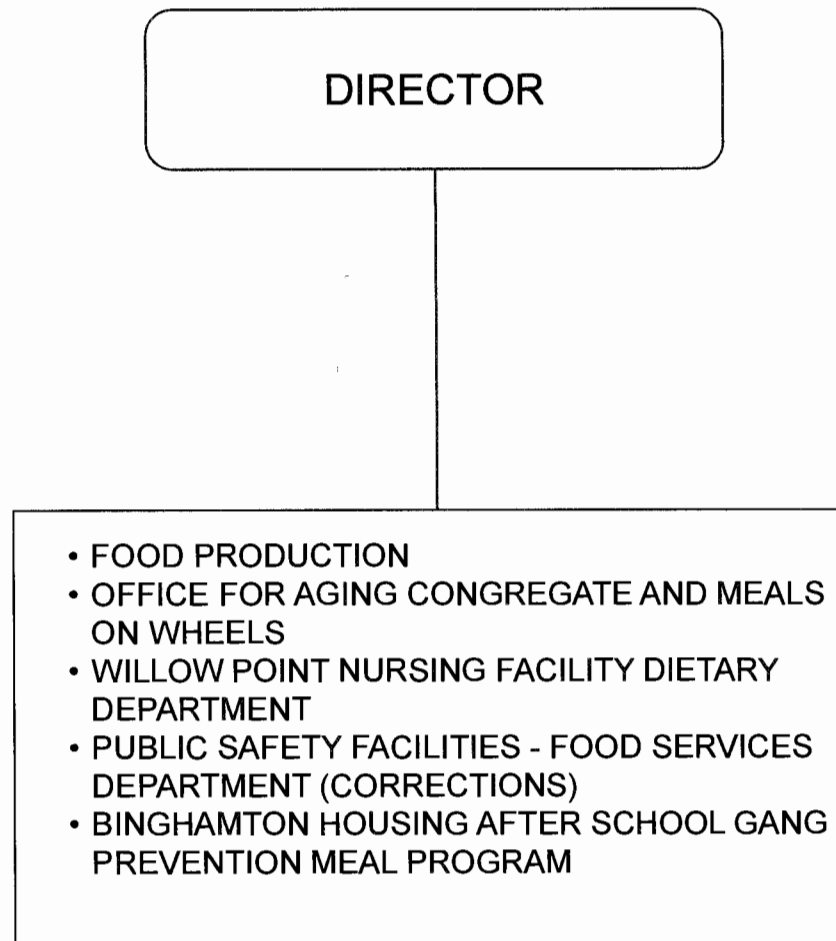
REPORT:BP033

BROOME COUNTY GOVERNMENT
REVENUE AND APPROPRIATION SUMMARY
BY DEPARTMENT AND DIVISION

FUND: 1010 General Operating
DEPT: 01000000 Audit and Control
DIV: 02 Weights & Measures

Account	2012 Actuals	2013 Budget	2013 YTD Actuals As of 08/28/13	2014 Budget Requested	2014 Budget Recommended
6008007 HEALTH INSURANCE	20,965	21,643	13,886	23,122	23,122
6008009 RETIREE HEALTH INSURANCE	45,122	47,944	31,505	51,690	51,690
6008010 DISABILITY INSURANCE	129	129	81	78	78
0000080 Employee Benefits Totals	92,845	100,848	64,232	108,350	108,350
Exp Total for Div: 0102	199,667	225,654	143,924	228,265	228,265
Total for Div: 01000000	-144,653	-170,654	-110,732	-173,265	-173,265
Total for Dept: 01000000	-2,746,576	-2,687,880	-1,774,272	-2,937,590	-2,937,590

CENTRAL FOOD AND NUTRITION SERVICES



CENTRAL FOOD & NUTRITION SERVICES

MISSION STATEMENT

Central Food and Nutrition Services provides food management and production services within applicable codes and regulations to County operated facilities and programs.

DESCRIPTION

The Central Food's Administrative Offices and the Central Production Facility are located at 2001 East Main Street in Endicott. The facility was opened June 1988 and expanded and renovated in 1995. State-of-the-art cook-chill and conventional food production methods are utilized. In 2013, it is anticipated 1,165,326 meals will be prepared and served by Central Foods.

2014 OBJECTIVES

- Continue to refine and maximize the Cook-Chill food production system to reduce costs and assure high level of user acceptance for Office for Aging, Willow Point Nursing Facility, and the Public Safety Facility.
- Work with OFA to continue to refine recipes to reduce the amount of sodium in food provided by Central Foods as well as focus in 2014 to get our food vendors to encourage food manufacturers to provide healthier food options to keep up with the changing needs and guidelines of our aging population.
- We will continue to work with the Willow Point Nursing Facility staff and administration to meet the changing needs of the residents for meals, snacks, special functions and hydration status, while monitoring the cost of these programs.

- Continue to work with the Sheriff's Department, the Corrections Administration, and the medical staff to meet the nutritional needs of the inmates within the established guidelines.

- Refine CBORD to increase its usefulness to assist in purchasing.
- Continue to work with the Binghamton Housing Authority to provide meals and snacks to the kids in the after school gang prevention program.
- Develop a plan to provide meals to day-care centers in Broome County as a way to generate money.

2014 BUDGET HIGHLIGHTS

- Will continue to work within our means to keep costs competitive.
- There is an increase in per meal cost in 2014 to cover the increase cost of purchasing healthier food.

02010001 CENTRAL FOOD & NUTRITION SERVICES

<u>Title of Position</u>	<u>Grade/Unit</u>	<u>2012 Actuals</u>	<u>As of 8/24/2013 Current Authorized</u>	<u>2014 Requested</u>	<u>2014 Recommended</u>
FULL TIME					
Director of Central Food & Nutrition Service	24 Admin	1	1	1	1
Food Service Director (40)	20 BAPA	1	1	1	1
Dietitian (40)	19 BAPA	2	2	2	2
Senior Food Service Manager	18 BAPA	1	1	1	1
Food Service Manager	14 BAPA	2	2	2	2
Principal Account Clerk	13 CSEA	1	1	1	1
Stores Clerk	10 CSEA	2	2	2	2
Senior Food Service Helper	9 CSEA	3	3	3	3
Cook	8 CSEA	3	3	3	3
Assistant Cook	7 CSEA	1	1	1	1
Food Service Helper	5 CSEA	<u>5</u>	<u>5</u>	<u>5</u>	<u>5</u>
Total Full-Time Positions		22	22	22	22
PART TIME					
Delivery Driver	10 CSEA	6	6	6	6
Assistant Cook	7 CSEA	0	0	1	1
Food Service Helper	5 CSEA	<u>14</u>	<u>14</u>	<u>13</u>	<u>13</u>
Total Part-Time Positions		20	20	20	20
TOTAL POSITIONS		42	42	42	42

REPORT:BP032

BROOME COUNTY GOVERNMENT
REVENUE AND APPROPRIATION SUMMARY BY DEPARTMENT

FUND: 2060 Central Kitchen Operating
DEPT: 02000000 Central Foods

Account	2012 Actuals	2013 Budget	2013 YTD Actuals As of 08/28/13	2014 Budget Requested	2014 Budget Recommended
0000002 Departmental Income					
5000130 RESTAURANT/LOUNGE CONCESSION F	113,581	66,832	83,006	0	0
5000197 PARKING OPER CONCESSIONS	119	0	0	0	0
5000325 MISC ADMIN AND OTHER INCOME	1,454	0	0	0	0
5000328 CHARGES FOR FOOD SERVICE	4,499,803	4,871,045	2,344,790	4,936,863	4,936,863
5000426 MISCELLANEOUS	5,195	0	0	0	0
0000002 Departmental Income Total	4,620,152	4,937,877	2,427,796	4,936,863	4,936,863
0000003 Use of Money					
5000451 INTEREST AND EARNINGS	84	0	2	100	100
0000003 Use of Money Total	84	0	2	100	100
0000007 Misc Interfund Revenues					
5000530 REFUNDS OF PRIOR YEARS EXPENDI	13,859	0	249	0	0
5000532 PREMIUM & ACCRUED INT ON OBLIG	320	0	942	0	0
5000534 TRANSFER FROM INSURANCE RESERV	1,539	2,898	2,898	0	0
5000545 CREDIT CARD REBATES	56	0	0	0	0
5000570 EARNINGS ON TEMPORARY INVESTME	104	0	0	0	0
0000007 Misc Interfund Revenues Total	15,878	2,898	4,089	0	0
0000009 Federal Aid					
5000952 ARRA DEBT REIMBURSEMENT	4,210	4,210	1,215	4,210	4,210
0000009 Federal Aid Total	4,210	4,210	1,215	4,210	4,210
Rev Totals for Dept: 02000000	4,640,324	4,944,985	2,433,102	4,941,173	4,941,173
0000010 Personal Service					
6001000 SALARIES FULL-TIME	845,031	884,628	424,233	907,956	907,956
6001001 SALARIES PART-TIME	334,981	386,562	208,249	391,749	391,749
6001002 SALARIES TEMPORARY	113,485	72,860	93,296	43,136	43,136
6001003 SALARIES OVERTIME	19,733	15,851	8,762	18,005	18,005

BROOME COUNTY GOVERNMENT
REVENUE AND APPROPRIATION SUMMARY BY DEPARTMENT

FUND: 2060 Central Kitchen Operating
DEPT: 02000000 Central Foods

Account	2012 Actuals	2013 Budget	2013 YTD Actuals As of 08/28/13	2014 Budget Requested	2014 Budget Recommended
6001006 OUT OF TITLE PAY	13,201	6,000	19,364	6,000	6,000
6001009 OTHER PERSONNEL SERVICES	5,200	5,100	4,900	5,100	5,100
0000010 Personal Service Totals	1,331,631	1,371,001	758,804	1,371,946	1,371,946
0000040 Contractual Expenditures					
6004010 BOOKS AND SUBSCRIPTIONS	0	200	0	0	0
6004012 OFFICE SUPPLIES	2,494	2,700	933	2,500	2,500
6004021 BLDG MAINTENANCE SUPPLIES	0	600	5	500	500
6004022 FUEL AND HEATING SUPPLIES	24,566	40,000	16,502	36,000	36,000
6004023 BLDG AND GROUNDS SUPPLIES	0	500	0	500	500
6004030 FOOD AND BEVERAGES	1,894,961	1,825,170	1,060,680	1,836,057	1,836,057
6004031 KITCHEN AND DINING ROOM SUPPLI	185,683	224,711	110,431	210,776	210,776
6004045 TRAINING AND EDUCATIONAL SUPPL	132	0	0	0	0
6004048 MISC OPERATIONAL SUPPLIES	72,484	46,188	29,319	58,500	58,500
6004054 SAFETY SUPPLIES	4,330	4,019	268	5,040	5,040
6004056 COMPUTER EQUIPMENT(NON CAPITAL	466	0	0	0	0
6004105 DUES AND MEMBERSHIPS	336	300	226	340	340
6004113 WATER AND SEWAGE CHARGES	4,078	4,620	1,576	4,560	4,560
6004114 HEATING AND AIR COND PLANT EXP	0	500	0	500	500
6004115 ELECTRIC CURRENT	67,472	70,008	33,536	69,000	69,000
6004117 BUILDING AND GROUNDS EXPENSES	14,565	21,816	7,956	19,828	19,828
6004120 KITCHEN & DINING ROOM EXPENSES	53,188	45,837	35,638	45,937	45,937
6004121 LAUNDRY AND DRY CLEANING EXPEN	1,282	3,136	748	1,800	1,800
6004130 MOTOR EQUIP REPAIRS AND MAINT	0	1,500	296	1,000	1,000
6004138 OTHER OPERATIONAL EXPENSES	1,128	500	523	500	500
6004162 EDUCATION AND TRAINING	11,367	2,440	289	1,000	1,000
6004192 SOFTWARE MAINTENANCE	0	11,670	11,669	11,915	11,915
6004196 COPYING MACHINE RENTALS	2,086	3,840	2,345	3,504	3,504
6004200 PROPERTY LOSS	374	-2,483	2,898	0	0
6004203 INSURANCE CLAIMS	1,165	0	0	0	0
6004502 BOND AND NOTE ISSUE EXPENSE	0	0	476	0	0
6004504 OTHER FINANCIAL SERVICES	487	466	138	437	437
6004567 DIETARY SERVICES	677	0	0	0	0
0000040 Contractual Expenditures Totals	2,343,321	2,308,238	1,316,452	2,310,194	2,310,194
0000041 Chargeback Expenses					
6004601 INDIRECT COSTS	103,997	113,711	0	131,309	131,309
6004602 INSURANCE PREMIUM CHARGEBACK	1,479	2,039	1,020	3,827	3,827
6004610 PERSONAL SERVICES CHARGEBACKS	0	4,746	0	0	0

REPORT:BP032

BROOME COUNTY GOVERNMENT
REVENUE AND APPROPRIATION SUMMARY BY DEPARTMENT

FUND: 2060 Central Kitchen Operating
DEPT: 02000000 Central Foods

Account	2012 Actuals	2013 Budget	2013 YTD Actuals As of 08/28/13	2014 Budget Requested	2014 Budget Recommended
6004614 OTHER CHARGEBACK EXPENSES	0	365	172	370	370
6004615 GASOLINE CHARGEBACK	23,796	31,780	12,885	29,250	29,250
6004616 FLEET SERVICE CHARGEBACK	10,688	15,124	15,124	17,848	17,848
6004619 BUILDING SERVICE CHARGEBACK	37,692	74,000	20,103	45,000	45,000
6004625 FOOD SERVICE CHARGEBACKS	0	0	900	0	0
0000041 Chargeback Expenses Totals	177,652	241,765	50,204	227,604	227,604
0000042 Depreciation					
6004801 DEPRECIATION - BUILDINGS	64,964	0	0	0	0
6004805 DEPRECIATION - MACHINERY & EQU	92,446	0	0	0	0
0000042 Depreciation Totals	157,410	0	0	0	0
0000060 Principal on Indebtedness					
6006000 PRINCIPAL ON SERIAL BONDS	0	39,466	0	41,116	41,116
6006001 PRINCIPAL ON BANS	0	17,362	0	30,694	30,694
0000060 Principal on Indebtedness Totals	0	56,828	0	71,810	71,810
0000070 Interest on Indebtedness					
6007000 INTEREST ON SERIAL BONDS	3,137	24,855	7,392	22,961	22,961
6007001 INTEREST ON BANS	0	1,180	417	1,520	1,520
6007005 INTEREST ON CAPITAL LEASE	289	0	0	0	0
0000070 Interest on Indebtedness Totals	3,426	26,035	7,809	24,481	24,481
0000080 Employee Benefits					
6008001 STATE RETIREMENT	184,798	235,524	130,678	253,644	253,644
6008002 SOCIAL SECURITY	96,563	104,423	54,899	104,495	104,495
6008004 WORKERS COMPENSATION	36,792	43,779	21,890	46,733	46,733
6008005 WORKERS COMP LT LIABILITY	-11,501	0	0	0	0
6008006 LIFE INSURANCE	666	722	347	570	570
6008007 HEALTH INSURANCE	252,723	290,323	155,164	278,162	278,162
6008008 OPEB - HEALTH INSURANCE	145,657	0	0	0	0
6008009 RETIREE HEALTH INSURANCE	71,030	74,865	48,030	86,877	86,877
6008010 DISABILITY INSURANCE	3,563	3,998	2,170	2,418	2,418
6008011 UNEMPLOYMENT INSURANCE	7,287	500	3,225	7,287	7,287

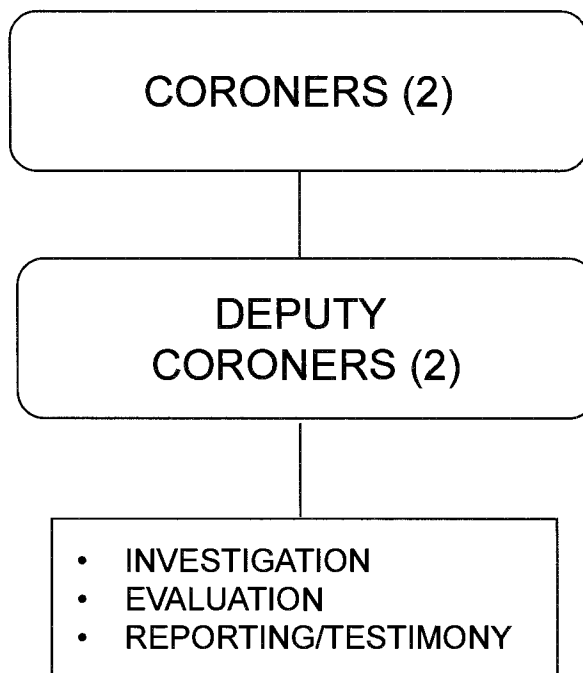
REPORT:BP032

BROOME COUNTY GOVERNMENT
REVENUE AND APPROPRIATION SUMMARY BY DEPARTMENT

FUND: 2060 Central Kitchen Operating
DEPT: 02000000 Central Foods

Account	2012 Actuals	2013 Budget	2013 YTD Actuals As of 08/28/13	2014 Budget Requested	2014 Budget Recommended
0000080 Employee Benefits Totals	787,578	754,134	416,403	780,186	780,186
Exp Totals for Dept: 02000000	4,801,018	4,758,001	2,549,672	4,786,221	4,786,221
Total for Dept: 02000000	-160,694	186,984	-116,570	154,952	154,952

CORONERS



CORONERS

MISSION STATEMENT

To investigate unattended deaths, suspected homicide, suicide, medical misadventure or disease of public health significance.

DESCRIPTION

This department is responsible for the investigation, recovery and transportation of the bodies of deceased in Broome County to the morgue. This includes all deaths caused by violence or unlawful acts, unusual or unexplained death, death in a public institution other than a hospital or nursing home, and death unattended by a doctor. Pathologists are contracted to perform the autopsies. The County Coroners are duly licensed physicians and provide court testimony concerning the results of their investigations. The Deputy Coroners are duly licensed Nurse Practitioners, who assist the Coroners in the performance of their duties.

Routine administration is done by the Law Department.

2014 OBJECTIVES

- Maintain current levels of service.

03000001 CORONER

<u>Title of Position</u>	<u>Grade/Unit</u>	<u>2012 Actuals</u>	<u>As of 8/24/2013 Current Authorized</u>	<u>2014 Requested</u>	<u>2014 Recommended</u>
<u>FULL TIME</u>					
Total Full-Time Positions		0	0	0	0
<u>PART TIME</u>					
Coroner	NA	4	4	2	2
Deputy Coroner	NA	<u>0</u>	<u>0</u>	<u>2</u>	<u>2</u>
Total Part-Time Positions		4	4	4	4
TOTAL POSITIONS		4	4	4	4

REPORT:BP032

BROOME COUNTY GOVERNMENT
REVENUE AND APPROPRIATION SUMMARY BY DEPARTMENT

FUND: 1010 General Operating
DEPT: 03000000 Coroners

Account	2012 Actuals	2013 Budget	2013 YTD Actuals As of 08/28/13	2014 Budget Requested	2014 Budget Recommended
0000010 Personal Service					
6001001 SALARIES PART-TIME	110,173	112,000	68,882	112,000	112,000
0000010 Personal Service Totals	110,173	112,000	68,882	112,000	112,000
0000040 Contractual Expenditures					
6004105 DUES AND MEMBERSHIPS	0	200	0	200	200
6004143 TRANSPORTATION SERVICES	42,412	35,000	31,937	44,000	44,000
6004161 TRAVEL HOTEL AND MEALS	0	500	0	500	500
6004162 EDUCATION AND TRAINING	0	500	0	500	500
6004406 MEDICAL AND HOSPITAL SERVICES	174,847	200,938	105,982	200,938	200,938
0000040 Contractual Expenditures Totals	217,259	237,138	137,919	246,138	246,138
0000080 Employee Benefits					
6008001 STATE RETIREMENT	9,735	11,900	7,293	12,824	12,824
6008002 SOCIAL SECURITY	8,428	8,568	5,269	8,568	8,568
6008004 WORKERS COMPENSATION	734	653	327	629	629
0000080 Employee Benefits Totals	18,897	21,121	12,889	22,021	22,021
Exp Totals for Dept: 03000000	346,329	370,259	219,690	380,159	380,159
Total for Dept: 03000000	-346,329	-370,259	-219,690	-380,159	-380,159

ELECTIONS

ELECTION COMMISSIONERS (2)

DEPUTY COMMISSIONERS (2)

- Voter Registration
- Elections
 - Primaries
 - General
- File Maintenance
- Redistricting - Annual
- Reapportionment - Decennial

ELECTIONS

MISSION STATEMENT

To insure that all eligible County citizens are offered an opportunity to register and vote; to maintain a complete and accurate voter file of all the registered voters in the Broome County; to insure that the integrity of the balloting process is maintained throughout Broome County; to enforce all provisions of the New York State Election Law. To institute all federal and state HAVA guidelines.

DESCRIPTION

The Board of Elections is responsible for the honest and efficient operation of all national, state, and local elections in Broome County. The Board is established pursuant to Section 3-200 of the New York State Election Law.

2014 OBJECTIVES

We will continue to make sure that the voters are comfortable with the new machine and their new election districts/polling sites. Many changed in 2012 due to redistricting we do have changes in poll sites each year.

2014 BUDGET HIGHLIGHTS

We will have two Primary Elections and the General Election in 2014. The cost of our ballots has gone down but we have 107 offices up in 2014 and with 3 elections we will do our best at keeping costs down. The NYS Senate & Assembly are negotiating an early voting bill which could have a huge impact on our budget if passed.

07000001 ELECTIONS

<u>Title of Position</u>	<u>Grade/Unit</u>	<u>2012 Actuals</u>	<u>As of 4/30/2013 Current Authorized</u>	<u>2014 Requested</u>	<u>2014 Recommended</u>
<u>FULL TIME</u>					
Deputy Commissioner of Elections	C Admin	2	2	2	2
Election Auditor	14 CSEA	1	1	1	1
Election Data Specialist	14 CSEA	2	2	2	2
Election Registrar	14 CSEA	1	1	1	1
Election Clerk	14 CSEA	<u>0</u>	<u>0</u>	<u>2</u>	<u>0</u>
Total Full-Time Positions		6	6	8	6
<u>PART TIME</u>					
Commissioner of Elections	NA	<u>2</u>	<u>2</u>	<u>2</u>	<u>2</u>
Total Part-Time Positions		2	2	2	2
TOTAL POSITIONS		8	8	10	8

BROOME COUNTY GOVERNMENT
REVENUE AND APPROPRIATION SUMMARY BY DEPARTMENT

FUND: 1010 General Operating
DEPT: 07000000 Elections

Account	2012 Actuals	2013 Budget	2013 YTD Actuals As of 08/28/13	2014 Budget Requested	2014 Budget Recommended
0000002 Departmental Income					
5000179 CHARGES FOR SERVICES	524,990	395,669	395,000	461,369	511,369
0000002 Departmental Income Total	524,990	395,669	395,000	461,369	511,369
0000006 Sale of Prop and Comp for Loss					
5000515 MINOR SALES - ELECTIONS	520	100	205	100	100
0000006 Sale of Prop and Comp for Loss Total	520	100	205	100	100
Rev Totals for Dept: 07000000	525,510	395,769	395,205	461,469	511,469
0000010 Personal Service					
6001000 SALARIES FULL-TIME	275,064	282,223	171,680	350,599	284,339
6001001 SALARIES PART-TIME	15,145	15,000	9,426	25,000	25,000
6001002 SALARIES TEMPORARY	181,031	92,900	43,604	128,505	128,505
6001003 SALARIES OVERTIME	14,990	10,000	1,512	15,000	15,000
0000010 Personal Service Totals	486,230	400,123	226,222	519,104	452,844
0000040 Contractual Expenditures					
6004010 BOOKS AND SUBSCRIPTIONS	0	500	41	500	500
6004011 DUPLICATING AND PRINTING RM SU	269,490	130,000	15,981	126,000	126,000
6004012 OFFICE SUPPLIES	9,336	10,000	3,679	10,000	10,000
6004022 FUEL AND HEATING SUPPLIES	0	4,000	0	0	0
6004023 BLDG AND GROUNDS SUPPLIES	132	1,500	585	1,500	1,500
6004055 COMPUTER SOFTWARE AND SUPPLIES	0	1,500	58	1,500	1,500
6004056 COMPUTER EQUIPMENT(NON CAPITAL)	694	1,000	1,646	1,000	1,000
6004100 POSTAGE AND FREIGHT	51,437	35,000	25,685	40,000	40,000
6004105 DUES AND MEMBERSHIPS	140	210	140	210	210
6004106 GENERAL OFFICE EXPENSES	7,609	2,000	1,324	74,110	74,110
6004111 BUILDING AND LAND RENTAL	43,610	0	0	0	0
6004113 WATER AND SEWAGE CHARGES	0	200	0	0	0
6004115 ELECTRIC CURRENT	0	3,000	0	0	0
6004117 BUILDING AND GROUNDS EXPENSES	0	950	90	950	950
6004137 ADVERTISING AND PROMOTION EXPE	7,725	7,500	0	7,500	7,500

REPORT:BP032

BROOME COUNTY GOVERNMENT
REVENUE AND APPROPRIATION SUMMARY BY DEPARTMENT

FUND: 1010 General Operating
DEPT: 07000000 Elections

Account	2012 Actuals	2013 Budget	2013 YTD Actuals As of 08/28/13	2014 Budget Requested	2014 Budget Recommended
6004138 OTHER OPERATIONAL EXPENSES	402,498	216,906	2,968	291,291	291,291
6004160 MILEAGE AND PARKING-LOCAL	3,071	7,500	100	7,500	4,000
6004161 TRAVEL HOTEL AND MEALS	1,388	1,500	0	1,500	1,500
6004162 EDUCATION AND TRAINING	0	4,000	0	4,000	4,000
6004192 SOFTWARE MAINTENANCE	57,463	81,427	78,427	81,427	81,427
6004196 COPYING MACHINE RENTALS	727	3,000	1,939	3,000	3,000
6004505 CONTRACTED DATA PROCESSING SER	0	750	0	0	0
6004573 OTHER FEES FOR SERVICES	8,000	0	0	0	0
0000040 Contractual Expenditures Totals	863,320	512,443	132,663	651,988	648,488
0000041 Chargeback Expenses					
6004602 INSURANCE PREMIUM CHARGEBACK	5,153	4,932	2,466	6,395	6,395
6004615 GASOLINE CHARGEBACK	382	400	79	450	450
6004616 FLEET SERVICE CHARGEBACK	1,336	1,890	1,890	2,231	2,231
0000041 Chargeback Expenses Totals	6,871	7,222	4,435	9,076	9,076
0000080 Employee Benefits					
6008001 STATE RETIREMENT	58,555	61,566	37,991	74,832	66,046
6008002 SOCIAL SECURITY	36,153	22,730	16,473	40,040	32,662
6008004 WORKERS COMPENSATION	9,698	9,566	4,783	5,072	5,072
6008006 LIFE INSURANCE	155	153	80	150	120
6008007 HEALTH INSURANCE	47,886	49,492	28,200	58,367	48,117
6008009 RETIREE HEALTH INSURANCE	37,686	39,853	26,340	43,211	43,211
6008010 DISABILITY INSURANCE	518	516	254	312	312
6008011 UNEMPLOYMENT INSURANCE	8,678	0	0	0	0
0000080 Employee Benefits Totals	199,329	183,876	114,121	221,984	195,540
0000090 Transfers					
6009001 TRANSFER TO CAPITAL FUND	7,500	0	0	0	0
0000090 Transfers Totals	7,500	0	0	0	0
Exp Totals for Dept: 07000000	1,563,250	1,103,664	477,441	1,402,152	1,305,948


REPORT:BP032

BROOME COUNTY GOVERNMENT
REVENUE AND APPROPRIATION SUMMARY BY DEPARTMENT

FUND: 1010 General Operating
DEPT: 07000000 Elections

Account	2012 Actuals	2013 Budget	2013 YTD Actuals As of 08/28/13	2014 Budget Requested	2014 Budget Recommended
Total for Dept: 07000000	-1,037,740	-707,895	-82,236	-940,683	-794,479

OFFICE OF MANAGEMENT & BUDGET



OFFICE OF MANAGEMENT AND BUDGET

MISSION STATEMENT

The Office of Management and Budget (OMB) was established by Local Law 9 of 2010 amending Article V of the Broome County Charter. The previous Departments of Finance and Budget & Research were combined to form this office in 2011. The Director of the Office of Management and Budget is Chief Fiscal Officer of the County. The accurate and complete accounting and reporting of County financial operations in conformance with current governmental Generally Accepted Accounting Principles (GAAP) is a core departmental function. The Director of Office of Management and Budget as County Treasurer, receives County funds and invests idle cash to maximize return. The department prepares and manages the County's operating, capital, and grant budgets, and coordinates the biweekly employee payroll process and prepares necessary state and federal tax and employment information filings. Tax receivable account maintenance is a notable core responsibility.

DESCRIPTION

Two deputies serve under the Director of Office of Management and Budget: Deputy Director-Accounting and Deputy Director-Budget.

The **Deputy Director-Accounting** oversees the following:

Town and County real property tax warrants and bills are prepared annually. Information used in their preparation is gathered from various sources. Legislative resolutions are drafted and submitted for approval to the Broome County Legislature.

Certain agreements between local businesses and the Broome County Industrial Development Agency require Payments in Lieu of Taxes (PILOT) by the businesses. The County also bills for and collects city payments in lieu of taxes. The Office of Management and Budget computes the charge based on these agreements and prepares billings.

Town tax collectors' warrants expire in April and school and village warrants expire in November. Upon expiration of the warrants, the County becomes the receiver of taxes. Amounts of unpaid school and village taxes are returned annually to the County. These amounts are remitted to the school districts and villages the following April.

OMB also receives and records state and federal reimbursement for grant-in-aid and capital programs, departmental income transmittals, sales tax transmittals, mortgage tax transmittals, and proceeds from the issuance of debt.

Sales tax is received from New York State and distributed to local municipalities quarterly. Mortgage tax is received from the Office of the County Clerk and distributed to local municipalities semi-annually. Mortgage tax reports are completed and filed with New York State.

OMB maintains County bank accounts using a pooled cash approach to cash management. Certain accounts are legally required to be segregated. The amount of cash which is not invested is minimized. Earnings are maximized within legally restricted investment alternatives.

OMB maintains the County accounting ledger and prepares the County's financial reports. The Comprehensive Annual Financial Report (CAFR) and the Annual Update Document (AUD) required by the State Comptroller are prepared in accordance with Generally Accepted Accounting Principles. The department works extensively with external auditors and prepares revised reports as necessary.

Occupancy tax forms are mailed quarterly pursuant to Local Tax Law. Receipts are made with delinquencies pursued with the assistance of the County Attorney's Office.

Sales tax forms for taxes collected by the County are prepared monthly and uploaded via New York State Department of Taxation and Finance website.

The department coordinates the County's payroll function. This includes various reconciliations and software maintenance. Quarterly and annual payroll reports, including W-2s, are prepared and filed with New York State, the Internal Revenue Services and the Social Security Administration.

The department is responsible for the management of all County fixed assets, excluding Willow Point Nursing Home.

The Director is also the Secretary/Treasurer of the Broome Tobacco Asset Corporation, maintaining the financial records and preparing the Corporation's financial reports.

The **Deputy Director-Budget** oversees the following:

In conjunction with the Director of OMB, this individual prepares and controls the County's operating, capital, and grant budgets. Enforcing strict spending guidelines County departments, and closely monitoring capital projects to ensure timely completion is a responsibility of this position.

The Deputy Director works with the Director of OMB to recommend and assist the County Executive with the preparation and control of the County budgets for operations, grants, and capital programs as well as the community college.

The Deputy Director is the Chief Financial Officer of the Broome County Land Bank, maintaining the financial records and preparing the Corporation's financial reports.

Debt is issued by OMB based on cash needs for County capital programs. An Offering Statement is prepared and distributed to

capital markets to obtain the best interest rate. Computations to determine arbitrage earnings are performed and mandatory filings are completed and submitted to the federal government.

While many revenue accounts presented in the department's budget require varying levels of administrative responsibilities, only administrative fees and finance fees directly underwrite the department's activities.

2014 OBJECTIVES

- Preparation of the County's Comprehensive Annual Financial Report, federally required Single Audit report, state required DOT Single Audit Report, and Landfill Financial Assurance Plan
- Preparation of the annual State Comptroller financial report
- Maintenance of the financial records and reports of the Broome Tobacco Asset Corporation
- Continued training and cross-training of financial personnel both internal and external to the OMB department
- Continued review and documentation of processes
- Issuance of debt as necessary, emphasis on capital project management
- Maximizing earnings on County funds
- Continue the development of the new ledger system to meet the County financial information reporting needs, looking specifically at the implementation of additional modules that will add value to the County's financial operations.
- Continue to push for improved efficiencies in all departments to improve performance and reduce expenses

2014 BUDGET HIGHLIGHTS

- Increase distribution of sales tax to municipalities by distributing 20% above the capped amount back to them.
- Continue to strive toward being the County's financial center of competency and a resource to all County departments and/or offices.

45010001 OFFICE OF MANAGEMENT & BUDGET

<u>Title of Position</u>	<u>Grade/Unit</u>	<u>2012 Actuals</u>	<u>As of 8/24/2013 Current Authorized</u>	<u>2014 Requested</u>	<u>2014 Recommended</u>
<u>FULL TIME</u>					
Director of the Office of Management and Budget	K Admin	1	1	1	1
Deputy Director of OMB - Accounting	G Admin	0	1	1	1
Deputy Director of OMB - Accounting	F Admin	1	0	0	0
Deputy Director of OMB - Treasury	F Admin	1	0	0	0
Deputy Director of OMB - Budget	F Admin	0	1	1	1
Deputy Director of OMB - Budget	D Admin	1	0	0	0
Treasury Manager (40)	23 BAPA	1	1	1	1
Senior Financial Analyst (40)	21 BAPA	1	1	1	1
Treasury Associate (40)	19 BAPA	1	1	1	1
Payroll Supervisor (40)	19 CSEA	1	1	1	1
Financial Analyst (40)	19 CSEA	1	3	3	3
Treasury Clerk (40)	14 CSEA	3	3	3	3
Principal Account Clerk (40)	13 CSEA	1	1	1	1
Data Entry Machine Operator (40)	8 CSEA	<u>1</u>	<u>0</u>	<u>0</u>	<u>0</u>
Total Full-Time Positions		14	14	14	14
<u>PART TIME</u>					
Total Part-Time Positions		0	0	0	0
TOTAL POSITIONS		14	14	14	14

REPORT:BP032

BROOME COUNTY GOVERNMENT
REVENUE AND APPROPRIATION SUMMARY BY DEPARTMENT

FUND: 1010 General Operating

DEPT: 4500000 Office of Management & Budget

Account	2012 Actuals	2013 Budget	2013 YTD Actuals As of 08/28/13	2014 Budget Requested	2014 Budget Recommended
0000001 Tax Items					
5000001 REAL PROPERTY TAXES	61,043,192	67,206,109	71,078,456	0	69,224,638
5000003 PAYMENT IN LIEU OF TAXES	752,241	725,000	691,884	780,000	780,000
5000004 INTEREST & PENAL-REAL PROP TAX	3,767,836	3,400,000	2,910,317	3,600,000	3,600,000
5000010 SALES AND USE TAX	87,585,293	79,137,131	43,641,333	0	84,228,566
0000001 Tax Items Total	153,148,562	150,468,240	118,321,990	4,380,000	157,833,204
0000002 Departmental Income					
5000101 PUBLIC ADMINISTRATOR FEES	23,599	10,000	5,669	10,000	10,000
5000102 COMMISSIONER OF FINANCE	103,716	80,000	124,001	80,000	80,000
5000104 CLERK FEES	0	0	-1	0	0
5000188 COMMUNITY COLLEGE CAPITAL COST	388,957	350,000	0	400,000	400,000
5000327 FINANCE DEPT CHARGEBACKS	1,709	0	0	0	0
5000426 MISCELLANEOUS	-156,044	0	-42,864	0	0
5000430 CASH/OVER SHORT	0	0	4	0	0
0000002 Departmental Income Total	361,937	440,000	86,809	490,000	490,000
0000003 Use of Money					
5000451 INTEREST AND EARNINGS	77,847	50,000	44,689	80,000	80,000
5000463 PARKING LOT	520	0	0	0	0
0000003 Use of Money Total	78,367	50,000	44,689	80,000	80,000
0000005 Fines and Forfeitures					
5000490 FINES & FORFEITED BAIL	728	0	102,041	0	0
5000493 HANDICAPPED PARKING SURCHARGE	157	0	0	0	0
0000005 Fines and Forfeitures Total	885	0	102,041	0	0
0000007 Misc Interfund Revenues					
5000530 REFUNDS OF PRIOR YEARS EXPENDI	25,612	0	52,777	0	0
5000533 UNCLASSIFIED REVENUES	-520	0	0	0	0
5000550 OTB - DISTRIBUTED EARNINGS	250,955	250,000	77,067	150,000	150,000
5000580 UNUSED CAPITAL FUND	1	0	0	0	0
0000007 Misc Interfund Revenues Total	276,048	250,000	129,844	150,000	150,000

BROOME COUNTY GOVERNMENT
REVENUE AND APPROPRIATION SUMMARY BY DEPARTMENT

FUND: 1010 General Operating
DEPT: 45000000 Office of Management & Budget

Account	2012 Actuals	2013 Budget	2013 YTD Actuals As of 08/28/13	2014 Budget Requested	2014 Budget Recommended
Rev Totals for Dept: 45000000	153,865,799	151,208,240	118,685,373	5,100,000	158,553,204
0000010 Personal Service					
6001000 SALARIES FULL-TIME	744,578	800,970	461,000	797,470	797,470
0000010 Personal Service Totals	744,578	800,970	461,000	797,470	797,470
0000040 Contractual Expenditures					
6004010 BOOKS AND SUBSCRIPTIONS	1,088	1,000	984	1,000	1,000
6004012 OFFICE SUPPLIES	4,974	3,500	2,053	3,500	3,500
6004100 POSTAGE AND FREIGHT	89	100	31	100	100
6004105 DUES AND MEMBERSHIPS	1,516	850	710	800	800
6004106 GENERAL OFFICE EXPENSES	219	500	310	500	500
6004137 ADVERTISING AND PROMOTION EXPE	-238	0	0	0	0
6004161 TRAVEL HOTEL AND MEALS	0	0	557	0	0
6004192 SOFTWARE MAINTENANCE	0	0	0	9,000	9,000
6004196 COPYING MACHINE RENTALS	1,289	2,600	1,802	2,600	2,600
6004504 OTHER FINANCIAL SERVICES	257	0	0	0	0
6004538 LEGAL CHARGES AND FEES	1,708	300	-35	300	300
6004591 CASH SHORT AND OVER	130	0	50	0	0
0000040 Contractual Expenditures Totals	11,032	8,850	6,462	17,800	17,800
0000041 Chargeback Expenses					
6004602 INSURANCE PREMIUM CHARGEBACK	266	595	298	791	791
0000041 Chargeback Expenses Totals	266	595	298	791	791
0000060 Principal on Indebtedness					
6006008 PRINCIPAL ON CAPITAL LEASE	1,148	0	0	0	0
0000060 Principal on Indebtedness Totals	1,148	0	0	0	0

REPORT:BP032

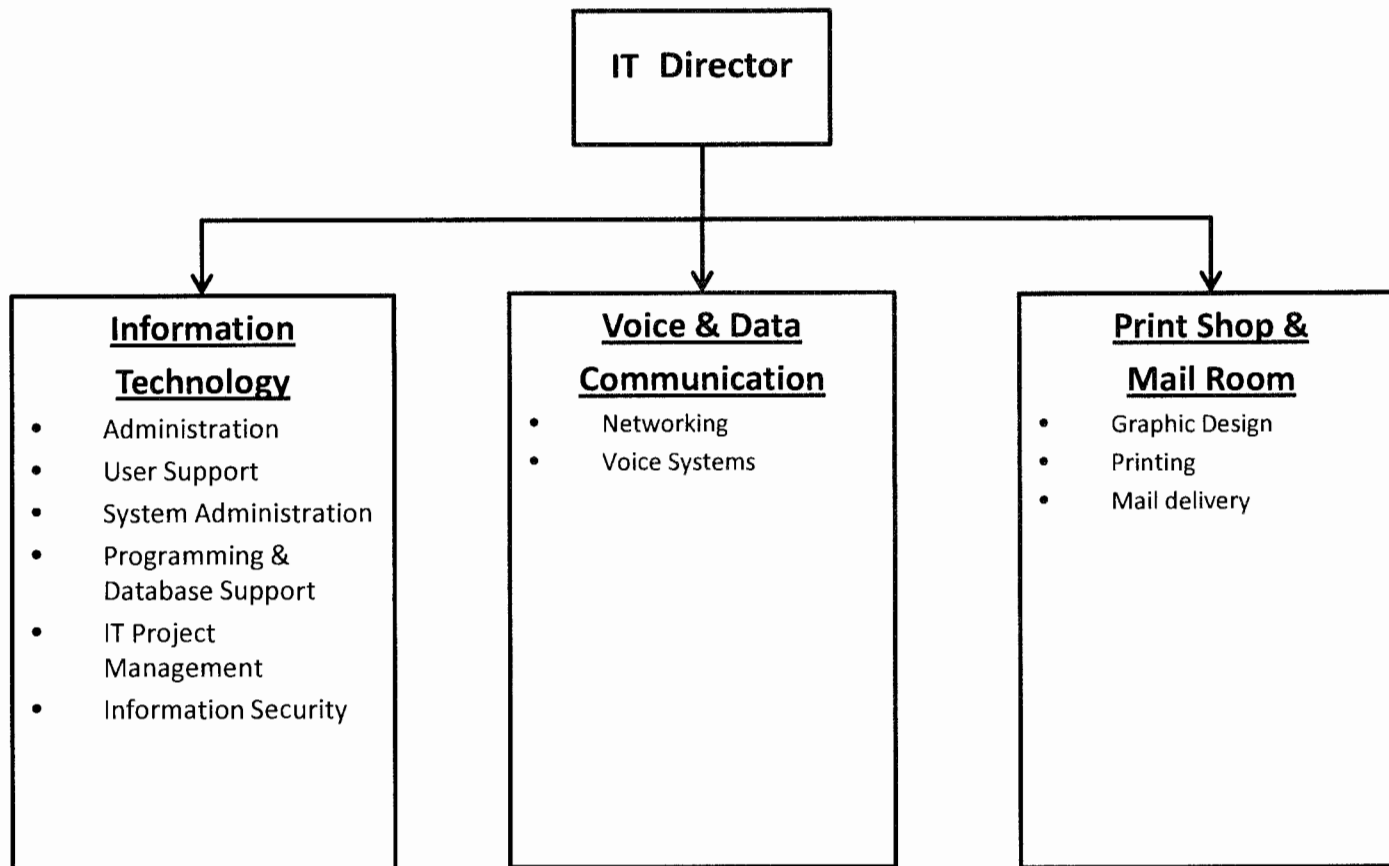
BROOME COUNTY GOVERNMENT
REVENUE AND APPROPRIATION SUMMARY BY DEPARTMENT

FUND: 1010 General Operating

DEPT: 45000000 Office of Management & Budget

Account	2012 Actuals	2013 Budget	2013 YTD Actuals As of 08/28/13	2014 Budget Requested	2014 Budget Recommended
0000070 Interest on Indebtedness					
6007005 INTEREST ON CAPITAL LEASE	364	0	0	0	0
0000070 Interest on Indebtedness Totals	364	0	0	0	0
0000080 Employee Benefits					
6008001 STATE RETIREMENT	129,109	170,206	93,613	177,609	177,609
6008002 SOCIAL SECURITY	54,398	61,274	33,940	61,008	61,008
6008004 WORKERS COMPENSATION	5,330	4,898	2,449	3,680	3,680
6008006 LIFE INSURANCE	253	266	131	210	210
6008007 HEALTH INSURANCE	111,123	122,361	63,102	106,017	106,017
6008009 RETIREE HEALTH INSURANCE	34,045	33,558	16,542	24,693	24,693
6008010 DISABILITY INSURANCE	807	903	513	624	624
6008011 UNEMPLOYMENT INSURANCE	24,300	0	0	0	0
0000080 Employee Benefits Totals	359,365	393,466	210,290	373,841	373,841
Exp Totals for Dept: 45000000	1,116,753	1,203,881	678,050	1,189,902	1,189,902
Total for Dept: 45000000	152,749,046	150,004,359	118,007,323	3,910,098	157,363,302

INFORMATION TECHNOLOGY



INFORMATION TECHNOLOGY DIVISION

MISSION STATEMENT

Our mission is to deliver Information Technology, Telecommunications, Printing, Graphic, and Mail Services to all County departments designated agencies and various non-profit organizations in a cost-effective, efficient, and professional manner. We strive to build and maintain a secure, reliable, highly available, efficient and flexible technology infrastructure.

DESCRIPTION

The Division of Information Technology is comprised of three main sections: Information Services (the Computer Center), Communications Services (printing, graphics and mail services areas), and Telecommunication Services (phones and voice services).

Information Services:

The Computer Center is comprised of five groups: Administration, Operations & Customer Support, Systems Support, Network Support and Programming.

Administration provides overall direction, general administrative, budget related processes, and clerical support for the entire division.

Operations & Customer Support staff provides support during regular business hours for all systems and are on-call 24 by 7 for the public safety departments, supporting critical safety systems. Also, operations is responsible for daily and weekly back up of all computer data, printing of paychecks, various department reports and all county-wide tax bills.

The **Systems & Network Support** staff supports all computer systems, networks, and equipment county-wide. Resolves problems, researches new technology, maintains existing and installs new servers, appliances, network storage etc. They prepare specifications for all computer equipment and software, orders-receives-tests-installs new computers, servers, routers, switches, firewalls, web filters, etc. The staff also plans all enhancements in equipment, networks, and programs, as well as assists the Operations and Programming staff with related matters. They also maintain all data communication lines and wireless data connections between county facilities and many municipalities and non-profit groups. Including, but not limited to hosting and supporting public safety systems used by over 90 other counties, towns and municipalities across the state.

The **Programming** staff supports and maintains HR, Payroll and Financial systems as well as any custom programming and develops new custom computer programs, performs problem resolutions, conducts feasibility studies, researches new solutions and software packages, and develops user documentation and training materials for new programs.

Communication Services:

This division is responsible for providing services such as graphic design, offset and digital printing, color and black/white photocopying, and mail services to all County departments, designated agencies, non-profit organizations, schools, and local governments.

Telecommunication Services:

This division is responsible for the design, development, implementation and maintenance of Broome County's voice, video, webex and unified communication systems. Administers and

manages the associated contracts, vendors, internal and external billing, as well as end-user education and training.

With the introduction of Voice over IP, there is a convergence of the Telecommunication and Data Communication networks. IT Administration is combining these two areas into one with a common knowledge base in an effort to support both areas more efficiently.

INFORMATION SERVICES

2014 OBJECTIVES

- Provide current technology to the County at an enterprise level so that the departments in the County can function more efficiently, communicate effectively with one another, provide better services to their customers within the community, and meet their reporting requirements to the state and federal governments.
- Provide maintenance and support for all computer applications used by various County departments.
- Support a countywide enterprise network environment that provides applications, e-mail, information sharing, data backup and security.
- Continue to deploy desktop virtualization as a means to save the county resources, both financial and personnel, by providing a low cost alternative to desktop replacements while gaining desktop support efficiencies and providing desktop mobility and flexibility to end users.
- Continue replacing outdated PCs, servers, and network equipment.

- Continue to update the county network to provide the resiliency and bandwidth needed for the continually expanding data needs in a secure and responsible fashion.
- Expand the County OnBase Document Management application to the enterprise in an effort to reduce the number of documents needing physical storage and make information more secure and readily available to those who need it to perform their jobs more efficiently.
- Continue to reach out to local towns, villages and agencies to offer IT services and sharing of the County IT infrastructure wherever it makes sense and creates efficiencies.

2014 BUDGET HIGHLIGHTS

- Reduce expensive maintenance on older equipment by replacing aging hardware with new and more energy efficient models. Consolidate network appliances where possible to reduce the amount of equipment needing support.
- Deploy technology solutions at an enterprise level to limit the number of similar systems needing support and deliver technology to all departments that will aid them in streamlining their everyday processes.

10020001 INFORMATION TECHNOLOGY

<u>Title of Position</u>	<u>Grade/Unit</u>	<u>2012 Actuals</u>	<u>As of</u> <u>8/24/2013</u> <u>Current</u> <u>Authorized</u>	<u>2014</u> <u>Requested</u>	<u>2014</u> <u>Recommended</u>
<u>FULL TIME</u>					
Director of Information Services	I Admin	1	1	1	1
Assistant Director of Information Technology	H Admin	1	1	1	1
Systems Analyst(40)*	26 BAPA	2	1	0	0
Systems Programmer II (40)	26 BAPA	1	1	2	2
Data Base Analyst (40)	24 BAPA	1	1	1	1
Computer Programmer Analyst (40)	23 BAPA	3	3	3	3
Computer User Services Coordinator (40)	23 BAPA	1	1	1	1
Project Coordinator (40)	24BAPA	0	0	1	1
Systems Programmer I (40)	23 BAPA	1	1	0	0
Information Security Analyst (40)	22 BAPA	0	1	1	1
Network Specialist (40)	22 BAPA	2	2	3	3
Computer Operations Supervisor (40)	20 BAPA	1	1	0	0
Senior Computer Hardware Technician (40)	18 CSEA	1	1	1	1
Data Communications Technician (40)	18 CSEA	1	1	1	1
Computer Hardware Tech (40) **	16 CSEA	3	4	4	4
Senior Computer Operator (40)	16 CSEA	2	2	2	2
Customer Support Representative (40)	14 CSEA	1	1	0	0
Secretary (40)	13 CSEA	1	1	1	1
Sr Account Clerk (40)	9 CSEA	<u>1</u>	<u>1</u>	<u>1</u>	<u>1</u>
Total Full-Time Positions		24	25	24	24
<u>PART TIME</u>					
Computer Operations Supervisor	20 BAPA	<u>0</u>	<u>0</u>	<u>1</u>	<u>1</u>
Total Part-Time Positions		0	0	1	1
TOTAL POSITIONS		24	25	25	25

*One position unfunded since 2012 abolished in 2014

**Unfund two positions in 2014

BROOME COUNTY GOVERNMENT
 REVENUE AND APPROPRIATION SUMMARY
 BY DEPARTMENT AND DIVISION

FUND: 1010 General Operating
 DEPT: 10000000 Information Technology
 DIV: 02 IT-Information Services

Account	2012 Actuals	2013 Budget	2013 YTD Actuals As of 08/28/13	2014 Budget Requested	2014 Budget Recommended
0000002 Departmental Income					
5000305 DATA PROCESSING SERVICES	1,447,358	1,444,917	645,687	1,644,093	1,644,093
5000426 MISCELLANEOUS	6,943	9,500	0	6,943	6,943
0000002 Departmental Income Totals	1,454,301	1,454,417	645,687	1,651,036	1,651,036
Rev Total for Div: 1002	1,454,301	1,454,417	645,687	1,651,036	1,651,036
0000010 Personal Service					
6001000 SALARIES FULL-TIME	1,277,864	1,452,137	806,545	1,396,852	1,396,852
6001001 SALARIES PART-TIME	14,963	0	0	32,668	32,668
6001002 SALARIES TEMPORARY	21,414	8,500	34,749	8,500	8,500
6001003 SALARIES OVERTIME	0	500	112	0	0
6001006 OUT OF TITLE PAY	1,821	0	0	0	0
6001008 STAND-BY PAY	7,500	7,300	4,600	7,450	7,450
0000010 Personal Service Totals	1,323,562	1,468,437	846,006	1,445,470	1,445,470
0000020 Equipment and Capital Outlay					
6002503 COMPUTER EQUIPMENT	0	0	3,219	50,000	50,000
0000020 Equipment and Capital Outlay Totals	0	0	3,219	50,000	50,000
0000040 Contractual Expenditures					
6004010 BOOKS AND SUBSCRIPTIONS	0	1,000	0	1,000	1,000
6004012 OFFICE SUPPLIES	1,443	1,000	419	1,000	1,000
6004021 BLDG MAINTENANCE SUPPLIES	0	0	1,830	2,500	2,500
6004048 MISC OPERATIONAL SUPPLIES	9,921	8,492	10,928	9,260	9,260
6004055 COMPUTER SOFTWARE AND SUPPLIES	140,838	383,738	316,108	349,787	349,787
6004056 COMPUTER EQUIPMENT(NON CAPITAL)	893	41,750	53,443	192,600	192,600
6004082 COMPUTER CENTER SUPPLIES	9,381	10,142	8,766	11,142	11,142
6004100 POSTAGE AND FREIGHT	21	800	0	800	800
6004105 DUES AND MEMBERSHIPS	0	50	50	50	50
6004106 GENERAL OFFICE EXPENSES	1,586	0	0	0	0
6004137 ADVERTISING AND PROMOTION EXPE	890	0	285	900	900
6004138 OTHER OPERATIONAL EXPENSES	1,021	0	0	0	0

REPORT:BP033

BROOME COUNTY GOVERNMENT
REVENUE AND APPROPRIATION SUMMARY
BY DEPARTMENT AND DIVISION

FUND: 1010 General Operating
DEPT: 10000000 Information Technology
DIV: 02 IT-Information Services

Account	2012 Actuals	2013 Budget	2013 YTD Actuals As of 08/28/13	2014 Budget Requested	2014 Budget Recommended
6004160 MILEAGE AND PARKING-LOCAL	0	800	45	800	800
6004161 TRAVEL HOTEL AND MEALS	98	1,000	292	1,000	1,000
6004162 EDUCATION AND TRAINING	8,370	8,632	5,632	8,200	8,200
6004168 OTHER PERSONAL EXPENSES	75	0	75	0	0
6004169 DAY TRIP MEAL REIMBURSEMENT	45	96	238	650	650
6004192 SOFTWARE MAINTENANCE	434,939	459,292	449,584	504,038	504,038
6004193 HARDWARE MAINTENANCE	63,447	81,329	59,738	140,103	140,103
6004195 HARDWARE RENTAL	15,685	326,605	270,457	294,174	294,174
6004196 COPYING MACHINE RENTALS	1,524	1,672	1,108	1,672	1,672
6004505 CONTRACTED DATA PROCESSING SER	22,155	18,519	14,584	24,069	24,069
6004573 OTHER FEES FOR SERVICES	24,732	0	11,789	156,000	104,000
0000040 Contractual Expenditures Totals	737,064	1,344,917	1,205,371	1,699,745	1,647,745
0000041 Chargeback Expenses					
6004602 INSURANCE PREMIUM CHARGEBACK	4,643	2,102	1,051	1,331	1,331
6004615 GASOLINE CHARGEBACK	1,081	1,467	532	3,015	3,015
6004616 FLEET SERVICE CHARGEBACK	2,672	3,561	3,561	4,462	4,462
0000041 Chargeback Expenses Totals	8,396	7,130	5,144	8,808	8,808
0000060 Principal on Indebtedness					
6006008 PRINCIPAL ON CAPITAL LEASE	296,481	0	0	0	0
0000060 Principal on Indebtedness Totals	296,481	0	0	0	0
0000070 Interest on Indebtedness					
6007005 INTEREST ON CAPITAL LEASE	14,440	0	0	0	0
0000070 Interest on Indebtedness Totals	14,440	0	0	0	0
0000080 Employee Benefits					
6008001 STATE RETIREMENT	225,362	308,579	166,981	291,155	291,155
6008002 SOCIAL SECURITY	98,004	111,088	62,257	106,863	106,863
6008004 WORKERS COMPENSATION	9,274	8,663	4,332	10,925	10,925
6008006 LIFE INSURANCE	400	437	219	360	360
6008007 HEALTH INSURANCE	186,832	222,807	125,367	219,762	219,762
6008009 RETIREE HEALTH INSURANCE	114,120	123,809	81,976	156,345	156,345
6008010 DISABILITY INSURANCE	1,026	1,161	715	624	624

REPORT:BP033

BROOME COUNTY GOVERNMENT
REVENUE AND APPROPRIATION SUMMARY
BY DEPARTMENT AND DIVISION

FUND: 1010 General Operating
DEPT: 10000000 Information Technology
DIV: 02 IT-Information Services

Account	2012 Actuals	2013 Budget	2013 YTD Actuals As of 08/28/13	2014 Budget Requested	2014 Budget Recommended
6008013 HEALTH INS - RETIRE INCENTIVE	2,007	0	0	0	0
0000080 Employee Benefits Totals	637,025	776,544	441,847	786,034	786,034
Exp Total for Div: 1002	3,016,968	3,597,028	2,501,587	3,990,057	3,938,057
Total for Div: 10000000	-1,562,667	-2,142,611	-1,855,900	-2,339,021	-2,287,021

COMMUNICATION SERVICES

MISSION STATEMENT

To deliver printing, graphic and mail services to all county departments, and other designated agencies, in a cost saving, timely and professional manner, while using the latest technology set by the industry standards.

DESCRIPTION

The Communications Division consists of three main functions: design, printing and mail services. The design service uses a variety of software such as Indesign, Illustrator, Photoshop and FreeHand to create a variety of customer driven requests. The printing service consists of a full color copier, a high speed-high volume-black and white copier, three offset printing presses and a variety of bindery equipment, along with advanced printing software. The mail service offers pick-up and delivery, sorting and mail processing for all county departments, while using procedures to defray the cost of rising postage.

2014 OBJECTIVES

- Continue to provide cost saving services to all county departments and organizations while maintaining the highest quality, along with a quick turnaround time, confidentiality and convenience, while keeping our operating costs down.
- Continue to explore new revenue outlets in local government and non-profit organizations in Broome and surrounding Counties.

2014 BUDGET HIGHLIGHTS

- The downward trend in mail pieces from county departments is continuing to govern the decrease in funds needed for the postage budget line. This downward trend can be associated to departments spending less through budget cuts and to the increase in electronic mail and advanced communication equipment in the county.
- A contract for new mail equipment is being negotiated for the term 2014 through 2017. The existing equipment has deteriorated from excessive use and the contract in place, will expire in December 2013. This new machine will give the county faster, more reliable mail processing and more advanced accounting features, while keeping up with the ever-changing standards in the mail service industry.

10010001 INFORMATION TECHNOLOGY/Communication (Central) Services

<u>Title of Position</u>	<u>Grade/Unit</u>	<u>2012 Actuals</u>	<u>As of 8/24/13</u>		<u>2014 Requested</u>	<u>2014 Recommended</u>
			<u>Current Authorized</u>			
<u>FULL TIME</u>						
Graphic Technician (40)	20 CSEA	1	1	1	1	1
Senior Offset Duplicating Machine Operator (40)	12 CSEA	1	1	1	1	1
Offset Duplicating Machine Operator (40)	11 CSEA	2	1	1	1	1
Courier (40)	9 CSEA	<u>2</u>	<u>2</u>	<u>2</u>	<u>2</u>	<u>2</u>
Total Full-Time Positions		6	5	5	5	5
<u>PART TIME</u>						
Offset Duplicating Machine Operator	11 CSEA	0	1	1	1	1
Mail Clerk	6 CSEA	<u>1</u>	<u>1</u>	<u>0</u>	<u>0</u>	<u>0</u>
Total Part-Time Positions		1	2	1	1	1
TOTAL POSITIONS		7	7	6	6	6

REPORT:BP033

BROOME COUNTY GOVERNMENT
REVENUE AND APPROPRIATION SUMMARY
BY DEPARTMENT AND DIVISION

FUND: 1010 General Operating
DEPT: 10000000 Information Technology
DIV: 01 IT-Communication Services

Account	2012 Actuals	2013 Budget	2013 YTD Actuals As of 08/28/13	2014 Budget Requested	2014 Budget Recommended
10000000 Information Technology					
0000002 Departmental Income					
5000189 OTHER LOCAL GOVERNMENTS	86,489	84,750	37,680	73,655	73,655
5000307 CENTRAL SERVICES CHARGES	213,868	232,465	124,367	221,250	221,250
5000317 PRINTING CHARGEBACKS	84,154	105,731	39,019	75,750	75,750
5000333 OTHER DEPARTMENTAL CHARGEBACK	5,857	5,862	1,707	5,510	5,510
5000426 MISCELLANEOUS	10,909	15,500	5,147	13,778	13,778
0000002 Departmental Income Totals	401,277	444,308	207,920	389,943	389,943
0000007 Misc Interfund Revenues					
5000530 REFUNDS OF PRIOR YEARS EXPENDI	0	0	146	0	0
0000007 Misc Interfund Revenues Totals	0	0	146	0	0
Rev Total for Div: 1001	401,277	444,308	208,066	389,943	389,943
0000010 Personal Service					
6001000 SALARIES FULL-TIME	264,099	220,661	135,197	227,316	227,316
6001001 SALARIES PART-TIME	14,305	30,552	18,639	15,275	15,275
0000010 Personal Service Totals	278,404	251,213	153,836	242,591	242,591
0000040 Contractual Expenditures					
6004010 BOOKS AND SUBSCRIPTIONS	1,299	1,300	1,299	1,300	1,300
6004011 DUPLICATING AND PRINTING RM SU	10,969	10,000	3,348	10,000	10,000
6004012 OFFICE SUPPLIES	42,433	45,000	24,136	45,000	45,000
6004100 POSTAGE AND FREIGHT	417,177	525,000	220,318	455,500	455,500
6004106 GENERAL OFFICE EXPENSES	915	1,100	270	1,100	1,100
6004195 HARDWARE RENTAL	11,021	11,028	5,401	11,500	11,500
6004196 COPYING MACHINE RENTALS	9,242	51,000	33,326	51,000	51,000
0000040 Contractual Expenditures Totals	493,056	644,428	288,098	575,400	575,400
0000041 Chargeback Expenses					
6004602 INSURANCE PREMIUM CHARGEBACK	1,707	640	320	372	372

BROOME COUNTY GOVERNMENT
 REVENUE AND APPROPRIATION SUMMARY
 BY DEPARTMENT AND DIVISION

FUND: 1010 General Operating
 DEPT: 10000000 Information Technology
 DIV: 01 IT-Communication Services

Account	2012 Actuals	2013 Budget	2013 YTD Actuals As of 08/28/13	2014 Budget Requested	2014 Budget Recommended
6004615 GASOLINE CHARGEBACK	2,523	2,933	1,241	1,485	1,485
6004616 FLEET SERVICE CHARGEBACK	1,336	1,780	1,780	2,231	2,231
0000041 Chargeback Expenses Totals	5,566	5,353	3,341	4,088	4,088
0000060 Principal on Indebtedness					
6006008 PRINCIPAL ON CAPITAL LEASE	24,035	0	0	0	0
0000060 Principal on Indebtedness Totals	24,035	0	0	0	0
0000070 Interest on Indebtedness					
6007005 INTEREST ON CAPITAL LEASE	3,445	0	0	0	0
0000070 Interest on Indebtedness Totals	3,445	0	0	0	0
0000080 Employee Benefits					
6008001 STATE RETIREMENT	44,716	46,891	28,457	51,624	51,624
6008002 SOCIAL SECURITY	20,048	19,218	11,160	18,559	18,559
6008004 WORKERS COMPENSATION	3,339	2,637	1,319	3,059	3,059
6008006 LIFE INSURANCE	134	114	60	75	75
6008007 HEALTH INSURANCE	53,001	49,152	28,947	52,060	52,060
6008009 RETIREE HEALTH INSURANCE	43,411	49,971	34,090	55,291	55,291
6008010 DISABILITY INSURANCE	889	774	486	390	390
6008013 HEALTH INS - RETIRE INCENTIVE	0	1,124	0	0	0
0000080 Employee Benefits Totals	165,538	169,881	104,519	181,058	181,058
Exp Total for Div: 1001	970,044	1,070,875	549,794	1,003,137	1,003,137
Total for Div: 10000000	-568,767	-626,567	-341,728	-613,194	-613,194

TELECOMMUNICATIONS SERVICES

MISSION STATEMENT

Provide all voice and data communication services and equipment at the lowest possible costs; utilizing state of the art technology to enable all Broome County Departments to communicate efficiently and cost-effectively.

DESCRIPTION

The Telecommunication Services Division is responsible for the design, development, implementation, and maintenance of Broome County's voice and data network communication services.

Administers and manages the associated contracts, vendors, internal and external billing, as well as end-user education and training.

2014 OBJECTIVES

- Continue maintaining and developing an efficient, cost effective voice communications network.
- Successful completion of major on-going projects, as well as department/employee relocations.
- Reduce contractually obligated expenses while maintaining the quality of service our customers (administration & end-users) have come to depend on.
- Provide and support a network connection between Broome County, New York State, and many other local municipalities.
- Support Broome County and outside agencies for police mobile computing project; centralized police records, and police and emergency services dispatching.
- Complete Phase 3 of the Voice over Internet Protocol project with the final implementation at Aviation.

2014 BUDGET HIGHLIGHTS

- Decrease in 6004102 (Telephone) from a reduction in the total pager equipment and local and long distance, charges and reduced Telco services.
- Expansion of Smart Phone services and security.
- Implementing Voice over IP at Transit and Willow Point Nursing Home and other facilities.
- Expanding the VoIP project to include a contact center solution for the Department of Social Services.
- Upgrade of the Call Accounting system and software.

10030001 INFORMATION TECHNOLOGY/Telecommunication Services

<u>Title of Position</u>	<u>Grade/Unit</u>	<u>2012 Actuals</u>	<u>As of 8/24/2013 Current Authorized</u>	<u>2014 Requested</u>	<u>2014 Recommended</u>
FULL TIME					
Telecommunications Manager	25 BAPA	1	1	1	1
Telephone Technician	20 CSEA	1	1	1	1
Total Full-Time Positions		2	2	2	2
PART TIME					
Total Part-Time Positions		0	0	0	0
TOTAL POSITIONS		2	2	2	2

REPORT:BP033

BROOME COUNTY GOVERNMENT
REVENUE AND APPROPRIATION SUMMARY
BY DEPARTMENT AND DIVISION

FUND: 1010 General Operating
DEPT: 10000000 Information Technology
DIV: 03 IT-Telecommunications

Account	2012 Actuals	2013 Budget	2013 YTD Actuals As of 08/28/13	2014 Budget Requested	2014 Budget Recommended
0000002 Departmental Income					
5000111 TELEPHONE CHGS - OUTSIDE USERS	46,684	51,323	2,684	33,025	33,025
5000315 TELEPHONE CHGS - COUNTY OWNED	332,069	467,624	120,775	246,745	246,745
0000002 Departmental Income Totals	378,753	518,947	123,459	279,770	279,770
0000006 Sale of Prop and Comp for Loss					
5000518 SALE OF EQUIPMENT	21	0	0	0	0
0000006 Sale of Prop and Comp for Loss Totals	21	0	0	0	0
Rev Total for Div: 1003	378,774	518,947	123,459	279,770	279,770
0000010 Personal Service					
6001000 SALARIES FULL-TIME	120,599	126,905	77,807	131,472	131,472
6001003 SALARIES OVERTIME	49	666	0	500	500
0000010 Personal Service Totals	120,648	127,571	77,807	131,972	131,972
0000040 Contractual Expenditures					
6004010 BOOKS AND SUBSCRIPTIONS	0	198	0	198	198
6004012 OFFICE SUPPLIES	64	605	58	0	0
6004055 COMPUTER SOFTWARE AND SUPPLIES	705	15,000	3,960	15,000	15,000
6004100 POSTAGE AND FREIGHT	0	400	0	400	400
6004101 TELEPHONE	671	73,656	33,663	69,336	69,336
6004102 TELEPHONE EQUIPMENT	460,283	327,592	172,789	307,534	307,534
6004103 TELEPHONE LOCAL CALLS	13,426	25,000	4,607	22,000	22,000
6004104 TELEPHONE LONG DISTANCE	17,702	14,000	8,710	14,000	14,000
6004105 DUES AND MEMBERSHIPS	0	150	0	150	150
6004138 OTHER OPERATIONAL EXPENSES	24,444	45,300	499	18,436	18,436
6004162 EDUCATION AND TRAINING	0	9,500	0	9,500	9,500
6004195 HARDWARE RENTAL	129,813	228,165	225,524	224,415	224,415
0000040 Contractual Expenditures Totals	647,108	739,566	449,810	680,969	680,969

BROOME COUNTY GOVERNMENT
 REVENUE AND APPROPRIATION SUMMARY
 BY DEPARTMENT AND DIVISION

FUND: 1010 General Operating
 DEPT: 10000000 Information Technology
 DIV: 03 IT-Telecommunications

Account	2012 Actuals	2013 Budget	2013 YTD Actuals As of 08/28/13	2014 Budget Requested	2014 Budget Recommended
0000041 Chargeback Expenses					
6004602 INSURANCE PREMIUM CHARGEBACK	478	183	92	106	106
6004615 GASOLINE CHARGEBACK	1,274	1,200	608	1,500	1,500
6004616 FLEET SERVICE CHARGEBACK	2,672	3,561	3,561	4,462	4,462
0000041 Chargeback Expenses Totals	4,424	4,944	4,261	6,068	6,068
0000060 Principal on Indebtedness					
6006008 PRINCIPAL ON CAPITAL LEASE	90,278	0	0	0	0
0000060 Principal on Indebtedness Totals	90,278	0	0	0	0
0000070 Interest on Indebtedness					
6007005 INTEREST ON CAPITAL LEASE	5,804	0	0	0	0
0000070 Interest on Indebtedness Totals	5,804	0	0	0	0
0000080 Employee Benefits					
6008001 STATE RETIREMENT	20,869	26,967	16,745	30,061	30,061
6008002 SOCIAL SECURITY	8,634	9,708	5,680	10,058	10,058
6008004 WORKERS COMPENSATION	742	753	377	874	874
6008006 LIFE INSURANCE	38	38	20	30	30
6008007 HEALTH INSURANCE	20,960	21,456	13,765	22,710	22,710
6008009 RETIREE HEALTH INSURANCE	16,256	17,068	11,379	18,519	18,519
6008010 DISABILITY INSURANCE	129	129	81	78	78
0000080 Employee Benefits Totals	67,628	76,119	48,047	82,330	82,330
Exp Total for Div: 1003	935,890	948,200	579,925	901,339	901,339
Total for Div: 10000000	-557,116	-429,253	-456,466	-621,569	-621,569
Total for Dept: 10000000	-2,688,550	-3,198,431	-2,654,094	-3,573,784	-3,521,784

LAW DEPARTMENT

COUNTY ATTORNEY

SERVICES PROVIDED BY MAIN LEGAL UNIT

- Litigation Involving Broome Co.
 - Defense
 - Prosecution
- General Counsel to County Executive, Departments, Legislature, Boards and Agencies
- Resolutions
- Interpretation & Opinions
- Contracts & Negotiations
- Legal Drafting
- Liability Assessment
- Program Assessment & Planning
- Liaison Services
- Internal/External Problem Solving
- Prosecute Juvenile Delinquents and Persons in Need of Supervision (PINS)

SERVICES PROVIDED BY DSS LEGAL UNIT

- Prosecute Child Abuse & Neglect Petitions
- Adult Protective Services
- Recovery & Assistance
- Prosecute Termination of Parental Rights Petitions
- DSS Contracts
- DSS Litigation
- General Counsel to DSS
- Welfare Fraud Investigation
- Dependent Support Enforcement
- Present Paternity Petitions

SUPPORT PROVIDED TO RISK MANAGEMENT

- Supervision
- General Counsel
- Case Reviews
- Risk Assessment & Coordination

RISK MANAGEMENT

- Risk Assessment & Prevention
- Counsel
- Investigation
- Case Reviews
- Health Insurance & Compensation Claims Administration
- Claims Fraud Prevention

SUPPORT PROVIDED TO CORONER

- Legal Counsel
- Budget & Financial Management

SUPPORT PROVIDED TO JUSTICE & CONSTABLES

- Financial Management

___ Legal Services provided to Departments of the County by the Main Legal Unit and DSS Legal Unit under the Supervision and Control of the County Attorney

..... Support Services Provided by the County Attorney Directly

=== Services provided by Risk Management to all County Departments

LAW

County Attorney

MISSION STATEMENT

To legally protect and indemnify all Broome County Government in its deliberations and actions by providing effective legal representation and advice for the entire County, including the County Executive, the Legislature, all County departments and various boards.

DESCRIPTION

- Draft resolutions, local laws, contracts, and other documents at the request of all Broome County departments, boards, officers and employees.
- Defend the County of Broome, its officers and employees in all civil actions commenced against them in all local, state, and federal courts and to initiate litigation on behalf of the County to recover money and property due the County.
- Assist County departments in resolving disputes with outside vendors, contractors, and landlords to avoid litigation when possible.
- Represent and advise the Broome County Legislature, The Board of Acquisition and Contract, the Public Library, Broome Community College, the Arena Board and other County legislative and advisory boards.
- Prosecute in the name of the County and in the name of the state, children who either break the law or are in need of supervision.
- Prosecute health code violations and illegal dumping cases.
- Represent the County in all administrative hearings and reviews at the local, state, and federal level.
- Represent the Director of Office of Management and Budget in their capacity as Public Administrator of decedent's estates.
- Provide formal and informal legal advice to all departments, etc.
- Assist the Department of Risk and Insurance in mitigating legal risks faced by the County.

2014 OBJECTIVES

- Continue our policy of vigorously defending the County and settling litigation only when it is clearly indicated to be in the best interest of the County to do so.
- Assist County Administration and Legislature in County's economic development initiatives.
- Assist County Administration and Legislature in shared services and consolidation initiatives.
- Continue development of central digital file for legal opinions, and similar documents. This will be an extension of and interface with "Law File".
- Assist County Administration and Legislature in reviewing and revising, when necessary, the Broome County Charter.
- Assist Department of Social Services, Probation and Youth Bureau in managing placement and other services for minors in our community.

11010001 LAW (County Attorney)

<u>Title of Position</u>	<u>Grade/Unit</u>	<u>2012 Actuals</u>	<u>As of 8/24/2013 Current Authorized</u>	<u>2014 Requested</u>	<u>2014 Recommended</u>
<u>FULL TIME</u>					
County Attorney	AT-6	1	1	1	1
Chief Assistant County Attorney	AT-4	1	1	1	1
Senior Assistant County Attorney	AT-3	1	1	1	1
Assistant County Attorney II	AT-2	2	2	2	2
Assistant County Attorney	AT-1	1	1	1	1
Office Manager	16 Admin	1	1	1	1
Paralegal	15 Admin	1	1	1	1
Secretary	14 Admin	<u>2</u>	<u>2</u>	<u>2</u>	<u>2</u>
Total Full-Time Positions		10	10	10	10
<u>PART TIME</u>					
Total Part-Time Positions		0	0	0	0
TOTAL POSITIONS		10	10	10	10

BROOME COUNTY GOVERNMENT
 REVENUE AND APPROPRIATION SUMMARY
 BY DEPARTMENT AND DIVISION

FUND: 1010 General Operating
 DEPT: 11000000 Law
 DIV: 01 Law

Account	2012 Actuals	2013 Budget	2013 YTD Actuals As of 08/28/13	2014 Budget Requested	2014 Budget Recommended
11000000 Law					
0000002 Departmental Income					
5000310 COUNTY ATTORNEY FEES & CHARGES	235,166	334,775	50,341	310,275	310,275
5000428 OTHER CHARGES	15,667	12,000	0	0	0
0000002 Departmental Income Totals	250,833	346,775	50,341	310,275	310,275
Rev Total for Div: 1101	250,833	346,775	50,341	310,275	310,275
0000010 Personal Service					
6001000 SALARIES FULL-TIME	614,680	629,450	376,382	608,286	608,286
0000010 Personal Service Totals	614,680	629,450	376,382	608,286	608,286
0000040 Contractual Expenditures					
6004010 BOOKS AND SUBSCRIPTIONS	11,563	15,500	10,860	15,500	15,500
6004012 OFFICE SUPPLIES	4,014	5,500	2,109	5,500	5,500
6004055 COMPUTER SOFTWARE AND SUPPLIES	0	500	0	200	200
6004056 COMPUTER EQUIPMENT(NON CAPITAL)	1,280	1,920	0	1,400	1,400
6004100 POSTAGE AND FREIGHT	280	750	97	500	500
6004105 DUES AND MEMBERSHIPS	3,050	2,500	-30	3,000	3,000
6004106 GENERAL OFFICE EXPENSES	381	400	178	400	400
6004160 MILEAGE AND PARKING-LOCAL	30	100	0	100	100
6004161 TRAVEL HOTEL AND MEALS	1,137	3,250	1,116	3,250	3,250
6004162 EDUCATION AND TRAINING	2,303	3,500	825	3,500	3,500
6004168 OTHER PERSONAL EXPENSES	0	150	120	150	150
6004196 COPYING MACHINE RENTALS	859	2,700	1,326	2,750	2,750
6004505 CONTRACTED DATA PROCESSING SER	14,091	14,830	8,703	15,570	15,570
6004534 JUROR FEES AND COURT EXPENSES	3,289	2,500	614	2,500	2,500
6004537 INVESTIGATIONS EXPENSES	291	2,000	400	2,000	2,000
6004538 LEGAL CHARGES AND FEES	41,681	30,161	19,452	30,161	30,161
6004541 STENOGRAPHIC SERVICES	3,431	10,000	3,862	10,000	10,000
0000040 Contractual Expenditures Totals	87,680	96,261	49,632	96,481	96,481
0000041 Chargeback Expenses					
6004602 INSURANCE PREMIUM CHARGEBACK	250	267	133	223	223

REPORT:BP033

BROOME COUNTY GOVERNMENT
REVENUE AND APPROPRIATION SUMMARY
BY DEPARTMENT AND DIVISION

FUND: 1010 General Operating

DEPT: 11000000 Law

DIV: 01 Law

Account	2012 Actuals	2013 Budget	2013 YTD Actuals As of 08/28/13	2014 Budget Requested	2014 Budget Recommended
0000041 Chargeback Expenses Totals	250	267	133	223	223
0000060 Principal on Indebtedness					
6006008 PRINCIPAL ON CAPITAL LEASE	1,299	0	0	0	0
0000060 Principal on Indebtedness Totals	1,299	0	0	0	0
0000070 Interest on Indebtedness					
6007005 INTEREST ON CAPITAL LEASE	273	0	0	0	0
0000070 Interest on Indebtedness Totals	273	0	0	0	0
0000080 Employee Benefits					
6008001 STATE RETIREMENT	98,727	133,758	72,991	139,297	139,297
6008002 SOCIAL SECURITY	43,924	48,153	26,792	46,534	46,534
6008004 WORKERS COMPENSATION	4,477	4,206	2,103	3,531	3,531
6008006 LIFE INSURANCE	186	192	101	150	150
6008007 HEALTH INSURANCE	130,458	148,036	86,847	145,233	145,233
6008009 RETIREE HEALTH INSURANCE	62,605	62,900	54,577	88,823	88,823
0000080 Employee Benefits Totals	340,377	397,245	243,411	423,568	423,568
Exp Total for Div: 1101	1,044,559	1,123,223	669,558	1,128,558	1,128,558
Total for Div: 11000000	-793,726	-776,448	-619,217	-818,283	-818,283

LAW

DSS Legal Unit

MISSION STATEMENT

Provide exemplary legal representation and counsel, to effectively support the many programs administered by Broome County's Department of Social Services.

DESCRIPTION

The function of the Legal Unit is to represent the Department of Social Services effectively in court and administrative hearings, and to advise and furnish legal services in support of the Department's many programs.

In representing the Department's Child Welfare and Child Support Programs, the Legal Unit is the single highest volume user of Broome County Family Court. For 2012, Legal Unit Family Court appearances totaled 6,411.

The Legal Unit is the legal safeguard for Broome County's abused & neglected children. Complex Family Court cases involving child abuse, child neglect, and foster children accounted for 2,648 attorney appearances.

Revenue producing cases seeking reimbursement for public assistance and Medicaid expenditures accounted for 3,840 court appearances. Legal Unit attorneys also appear in significant appellate and other litigation, particularly litigation involving the Department's Medical Assistance and Protective Services for Adults Programs, as well as cases involving permanence for foster children. Each of these cases involves extensive preparation and court time.

The Legal Unit has also successfully taken the lead in Broome County's participation in New York State's Medicaid Provider Fraud

Demonstration Project. Over 25 audits of local area providers involving over \$50 million in Medicaid claims have been audited. From 2010 through 2012 over \$970,000 in recoveries were obtained through the Legal Unit's Medicaid compliance activities.

Despite budget cuts which reduced staffing, reorganizations, and turnover of DSS administrative and line staff, and state and federal legislative changes that make recoveries of Medicaid expenditures more difficult, in addition to its successful Medicaid provider audit activities, the Legal Unit continues to be extremely revenue positive. Non-child support collections involving personal injury, property, mortgage, and estate claims for 2012 totaled \$991,306.95. Annually for 2014, Legal Unit non-child support collections are projected to exceed \$1 million. For 2013, child support collections representing recoveries of Public Assistance expenditures are projected to total an additional \$2,400,000. Overall, Legal Unit 2014 collections are anticipated to total over \$3.9 million.

In addition to actual monetary collections to reimburse cash welfare and Medicaid programs, the Legal Unit continued to obtain significant Medicaid cost savings through securing Court Orders requiring private health insurance to pay for health care, prior to Medicaid funds being expended. Legal Unit third party health insurance reimbursement efforts substantially contribute to over \$20 million annual Medicaid savings. Such savings contribute to NY State's ability to ease its Medicaid financial burden on counties.

2014 OBJECTIVES

- Continue Broome County's successful participation in NY State's Medicaid Provider Fraud Demonstration Program, through finalizing audits underway and commencing additional audits of local area Medicaid providers.

- Maintain compliance with Federal Title IV-E standards, by assuring legally compliant court orders are obtained involving all foster children, thereby facilitating Broome's continued receipt of substantial Federal reimbursement.
- Continue to be revenue positive, through obtaining substantial monetary recoveries to reimburse public assistance and Medicaid expenditures.

11020001 LAW/DSS Legal Services

<u>Title of Position</u>	<u>Grade/Unit</u>	<u>2012 Actuals</u>	<u>As of 8/24/2013 Current Authorized</u>	<u>2014 Requested</u>	<u>2014 Recommended</u>
<u>FULL TIME</u>					
Deputy County Attorney	AT-5	1	1	1	1
Senior Assistant County Attorney	AT-3	2	2	2	2
Assistant County Attorney II	AT-2	2	2	2	2
Assistant County Attorney	AT-1	2	2	2	2
Office Manager	16 Admin	1	1	1	1
Paralegal	15 Admin	2	2	2	2
Secretary	14 Admin	1	1	1	1
Keyboard Specialist	9 Admin	<u>1</u>	<u>1</u>	<u>1</u>	<u>1</u>
Total Full-Time Positions		12	12	12	12
<u>PART TIME</u>					
Total Part-Time Positions		0	0	0	0
TOTAL POSITIONS		12	12	12	12

REPORT:BP033

BROOME COUNTY GOVERNMENT
REVENUE AND APPROPRIATION SUMMARY
BY DEPARTMENT AND DIVISION

FUND: 1010 General Operating

DEPT: 11000000 Law

DIV: 02 Law-DSS Legal Unit

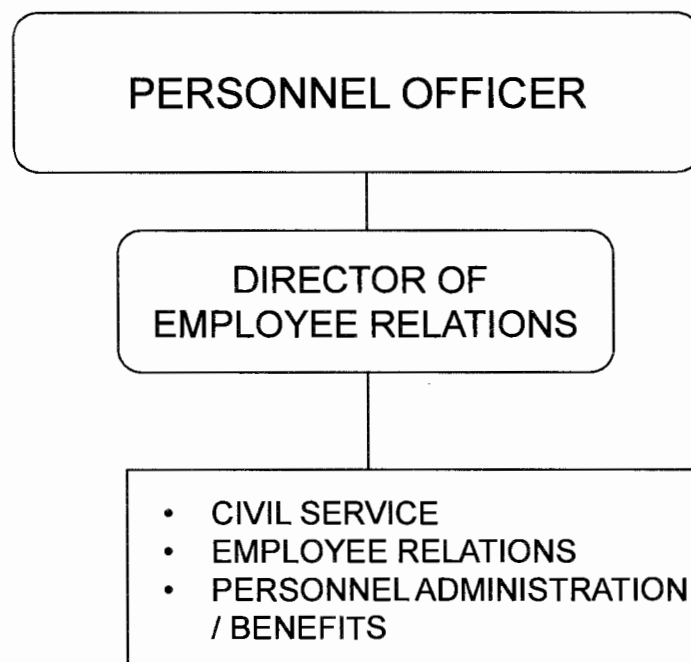
Account	2012 Actuals	2013 Budget	2013 YTD Actuals As of 08/28/13	2014 Budget Requested	2014 Budget Recommended
0000002 Departmental Income					
5000313 CHARGEBACKS - D S S	955,773	1,111,683	483,279	1,121,381	1,121,381
0000002 Departmental Income Totals	955,773	1,111,683	483,279	1,121,381	1,121,381
Rev Total for Div: 1102	955,773	1,111,683	483,279	1,121,381	1,121,381
0000010 Personal Service					
6001000 SALARIES FULL-TIME	626,711	687,738	408,196	700,276	700,276
6001010 SALARY ADJUSTMENTS	0	4,996	0	3,492	3,492
0000010 Personal Service Totals	626,711	692,734	408,196	703,768	703,768
0000040 Contractual Expenditures					
6004010 BOOKS AND SUBSCRIPTIONS	9,296	9,800	6,692	9,800	9,800
6004012 OFFICE SUPPLIES	2,704	5,000	1,148	5,000	5,000
6004045 TRAINING AND EDUCATIONAL SUPPL	164	0	0	0	0
6004056 COMPUTER EQUIPMENT(NON CAPITAL	576	0	0	0	0
6004100 POSTAGE AND FREIGHT	134	500	63	500	500
6004105 DUES AND MEMBERSHIPS	1,305	1,600	0	1,600	1,600
6004106 GENERAL OFFICE EXPENSES	0	200	0	200	200
6004137 ADVERTISING AND PROMOTION EXPE	108	500	609	500	500
6004161 TRAVEL HOTEL AND MEALS	415	1,700	441	1,700	1,700
6004162 EDUCATION AND TRAINING	890	1,000	643	1,000	1,000
6004168 OTHER PERSONAL EXPENSES	152	120	0	180	180
6004192 SOFTWARE MAINTENANCE	1,977	2,025	2,028	2,100	2,100
6004536 WITNESS EXPENSES	0	1,500	0	1,500	1,500
6004538 LEGAL CHARGES AND FEES	11,618	12,000	5,098	12,000	12,000
6004541 STENOGRAPHIC SERVICES	0	500	0	500	500
0000040 Contractual Expenditures Totals	29,339	36,445	16,722	36,580	36,580
0000041 Chargeback Expenses					
6004602 INSURANCE PREMIUM CHARGEBACK	250	266	133	223	223
6004614 OTHER CHARGEBACK EXPENSES	0	10	0	10	10
6004617 DUPLICATING/PRINTING CHARGEBAC	0	675	0	850	850

BROOME COUNTY GOVERNMENT
 REVENUE AND APPROPRIATION SUMMARY
 BY DEPARTMENT AND DIVISION

FUND: 1010 General Operating
 DEPT: 11000000 Law
 DIV: 02 Law-DSS Legal Unit

Account	2012 Actuals	2013 Budget	2013 YTD Actuals As of 08/28/13	2014 Budget Requested	2014 Budget Recommended
6004618 OFFICE SUPPLIES CHARGEBACK	4,032	5,000	1,816	3,700	3,700
0000041 Chargeback Expenses Totals	4,282	5,951	1,949	4,783	4,783
0000080 Employee Benefits					
6008001 STATE RETIREMENT	112,680	146,183	87,720	157,836	157,836
6008002 SOCIAL SECURITY	45,380	52,612	29,633	53,570	53,570
6008004 WORKERS COMPENSATION	4,477	4,207	2,103	3,531	3,531
6008006 LIFE INSURANCE	198	228	110	180	180
6008007 HEALTH INSURANCE	126,843	150,349	75,998	136,206	136,206
6008009 RETIREE HEALTH INSURANCE	21,880	22,974	15,316	24,927	24,927
0000080 Employee Benefits Totals	311,458	376,553	210,880	376,250	376,250
Exp Total for Div: 1102	971,790	1,111,683	637,747	1,121,381	1,121,381
Total for Div: 11000000	-16,017	0	-154,468	0	0
Total for Dept: 11000000	-809,743	-776,448	-773,685	-818,283	-818,283

DEPARTMENT OF PERSONNEL



DEPARTMENT OF PERSONNEL

MISSION STATEMENT

To administer, in a fair and equitable manner, the provisions of the New York State Civil Service Law and the Broome County Civil Service Rules with respect to the offices and employment in the classified service of 43 Broome County departments and the civil divisions therein, which include sixteen (16) towns, seven (7) village, twelve (12) school districts (except Binghamton) and two (2) special districts of the County.

The department also administers various human resource functions for County government including employee relations, employee benefits, leaves of absence, record management, recruitment, training, and staff development.

In addition, the department is responsible for the administration of various federal, state and local laws, rules and regulations such as the Taylor Law, Fair Labor Standards Act and Family and Medical Leave Act.

DESCRIPTION

The Broome County Department of Personnel is comprised of four (4) functional units as follows:

1. The **Civil Service Administration Unit** administers New York State Civil Service Law, and develops and maintains the position classification plan. This unit also administers competitive examinations, certifies payrolls, reviews applicant qualifications, reviews and approves appointments and personnel changes, oversees state mandated roster card maintenance, certifies civil service eligible

lists, develops and maintains County civil service rules, provides advice, counsel and support to appointing authorities in the County, the towns, villages, school districts and special districts, and calculates all lay-offs for the County and the jurisdictions. All civil service functions are mandated by NYS Civil Service Law which forbids charging for any services; however we are allowed to charge exam fees. The state continues to decentralize more exams which are time consuming for our staff. It is the goal of this unit to uphold the standards of merit and fitness in the hiring of all civil service employees, as required by the New York State Constitution. The unit continues to work with Information Technology toward automating as much of these processes as possible to provide better service. We have entered into an intermunicipal agreement with the City of Binghamton, effective June 2012, to provide support services/consultation to their civil service administration.

2. The **Personnel Administration/Benefits Unit** is responsible for the administration of County benefit programs (i.e. health insurance, life insurance, disability insurance, flexible spending accounts and retirement). This unit also administers the central records system (payroll and position control files), unemployment insurance, leaves of absence, is responsible for maintenance and updates of the Personnel Policy and Procedures Manual and Employee Handbook and maintains personnel files and State required roster cards under the guidance of the civil service unit. Other areas of responsibility include monitoring employee performance evaluations, salary and longevity administration, employee assistance program, recruitment, new employee orientation and development/coordination of programs to improve employee productivity and morale such as flu shot programs and coordination of special training requests. Support is provided to the Director of Employee Relations by developing and producing specialized reports and researching employee histories. The unit ensures compliance with the Family and Medical Leave Act and

COBRA Laws. There is coordination with the New York State Retirement System on special events such as early retirement incentives and seminars. This unit is responsible for the distribution of retirement information from the retirement system to the employees. The unit answers all employee verification requests. It is the goal of this unit to provide information services to the employees, department heads and supervisors of Broome County in an efficient and courteous manner.

3. The **Director of Employee Relations** is responsible for negotiating and administering eight (8) collective bargaining agreements. This includes the handling of all grievances, disciplinary matters and improper practices as well as providing advice on topics such as attendance, performance and layoffs. The unit also monitors compliance with and offers guidance on a variety of laws pertaining to the human resource function including Family and Medical Leave Act, Fair Labor Standards Act and Taylor Law. In addition, issues regarding Unemployment Benefits, State Human Rights Complaints, Federal Department of Labor and Equal Employment Opportunity Commission Complaints are addressed by this unit. The Director provides training to supervisors in the areas of discipline and contract administration and attempts to resolve issues in an informal manner. It is his goal to work with County and union representatives to prevent potential problems where possible and to address problems that do arise. The Director seeks outcomes which are in the best interest of Broome County while also providing a fair and equitable workplace for the employees of Broome County.

In many cases, these outcomes alleviate costly legal expenses from arbitration hearings or other litigation. An example of such was the resolution of the contract dispute in November 2006 with the Broome County Sheriff's Law Enforcement Officers Association. By working together with union officials the County Administration was able to

resolve this contract dispute shortly before Interest Arbitration hearings were to begin. With many days of hearings expected, resolving this contract dispute at this stage resulted in tremendous savings to both the County and union. This continuing cooperative relationship between County administration and the various employee labor unions has proved to be successful in many instances.

In 2012, as the result of cooperative efforts of County Administration and its unions, we were able to avoid any costly, time consuming arbitration hearings.

4. **EEOC**- The position of Equal Employment Opportunity Compliance Officer (EEOCO) was eliminated in the 2011 budget. In 2012 the duties and responsibilities of this position were disseminated to the Personnel Officer, the Director of Employee Relations and members of the Personnel Administration/Benefits Unit.

The responsibilities of this function include the following:

- Administration of the County's Affirmative Action plan and policies, the Minority/Women's Business Enterprise and disadvantaged Enterprise programs;
- Education and training of department heads, managers, and staff to insure that the County is compliant with federal and state legislation such as the New York State Human Rights Act, Federal Equal Employment Opportunity laws, the Americans with Disabilities Act (ADA), and NYS disability laws;
- Investigation of alleged discrimination, sexual harassment and non-compliant practices related to equal employment opportunity;
- Analysis of County employment processes including testing, hiring policies, training, promotion, etc., the development of

- outreach and hiring programs to attract protected class candidates to county employment;
- Outreach activities including participation in public forums focusing on public employment opportunities, the civil service process, and application procedures;
 - Consultation with County departments, contractors, and project managers to insure that the County is in compliance with laws, regulations, and contractual agreements with federal and state funding agencies.
 - In January 2013, the Director of Employee Relations was appointed Broome County Personnel Officer. A replacement was appointed from the County Law Department shortly thereafter. Due to having experience in Broome County labor issues, a smooth transition into the Director of Employee Relations role is anticipated.

2014 Objectives

1. Continue to provide in-house training and education for County departments in the following areas:
 - General Management/Supervision Skills
 - Labor Relations Issues i.e. discipline and discharge impact of Civil Service Law, federal and state labor laws, HIPAA, FMLA, FLSA and Collective Bargaining Agreements on employment issues
2. Continue to expand automation of processes
 - Establishment of Certification of Eligibles electronically for all eligible lists.
 - Continue to work with state to streamline access to exam information
 - Work with IT to make all personnel related forms available for completion on-line
 - Update website and expand on available material

3. Provide education/training to department staff
 - Identify appropriate training to enhance employee skills and improve efficiency
 - New York State Department of Civil Service, NYSAC, and various human resource associations offer free or low cost training
4. Expand training & education for civil service jurisdictions
 - Updates on civil service requirements
5. Continue to support the County administration in its efforts to provide labor relations and human resource support services to municipalities throughout the County.
6. Continue to support the implementation of the E.R.P. (PeopleSoft) systems and continue our efforts to analyze and streamline departmental procedures to match the new system. Since the inception of the new ERP/PeopleSoft program, our efforts have accounted for 15-20% of the HR/Benefits units' time.

2014 Budget Highlights

Revenue:

1. Civil Service Application Fee – Revenue from civil service exam fees is estimated to be \$10,000 in 2014.
2. Health Care Administration – We chargeback Risk & Insurance for the salary and fringe benefits for the Benefits Assistant position. That revenue line will decrease slightly from \$49,327 in the 2013 budget to \$41,058 in the 2014 budget. The decrease is due to the resignation of our Benefits Assistant in 2012. Her replacement was hired at the lower entry level pay rate and is enrolled in a lower cost health plan.
3. Other Departmental Chargeback- Represents chargeback for administrative services of the Secretary to the Personnel Officer for the Office of Risk and Insurance.

4. A Senior Personnel Associate, long-time Civil Service Administrator, opted to retire in the 2012 retirement incentive. She retired officially on December 31, 2012. She has remained employed in a part-time capacity training remaining staff in Civil Service matters and will be totally retired effective December 31, 2013. This position is unfunded.

13000001 PERSONNEL

<u>Title of Position</u>	<u>Grade/Unit</u>	<u>2012 Actuals</u>	<u>As of 8/24/2013 2013 Current Authorized</u>	<u>2014 Requested</u>	<u>2014 Recommended</u>
<u>FULL TIME</u>					
Personnel Officer	H Admin	1	1	1	1
Director of Employee Relations	E Admin	1	1	1	1
Senior Personnel Associate *	18 Admin	1	1	1	1
Personnel Associate	16 Admin	2	2	2	2
Secretary to Personnel Officer	14 Admin	1	1	1	1
Personnel Assistant	11 Admin	3	3	3	3
Benefits Assistant	11 Admin	1	1	1	1
Keyboard Specialist	9 Admin	0	1	1	1
Clerk	7 Admin	<u>1</u>	<u>0</u>	<u>0</u>	<u>0</u>
Total Full-Time Positions		11	11	11	11
<u>PART TIME</u>					
Clerk	7 Admin	<u>1</u>	<u>1</u>	<u>1</u>	<u>1</u>
Total Part-Time Positions		1	1	1	1
TOTAL POSITIONS		12	12	12	12

* One position unfunded since 2013

REPORT:BP032

BROOME COUNTY GOVERNMENT
REVENUE AND APPROPRIATION SUMMARY BY DEPARTMENT

FUND: 1010 General Operating
DEPT: 13000000 Personnel

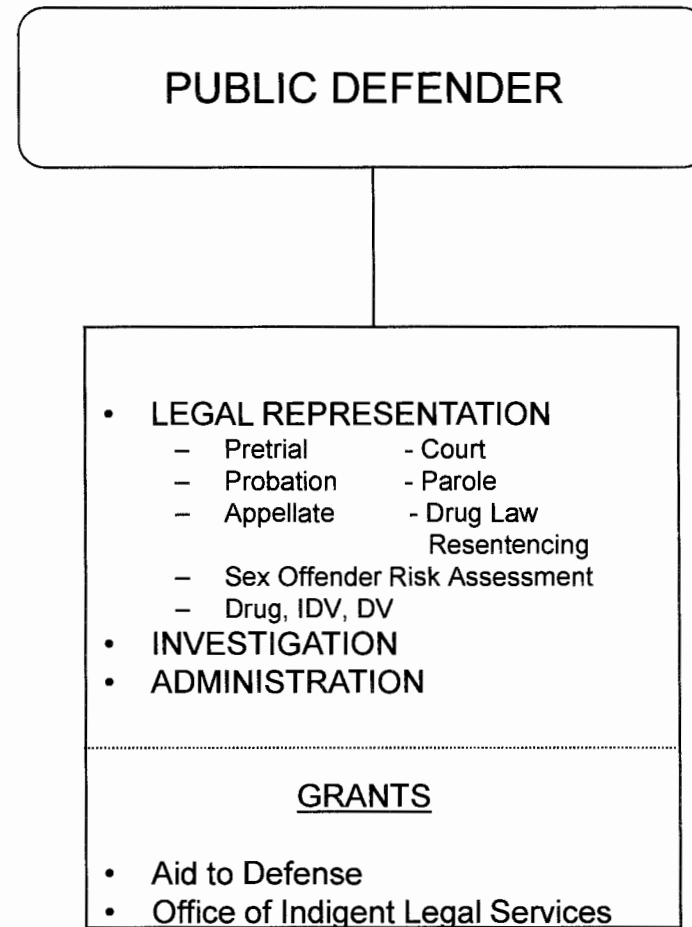
Account	2012 Actuals	2013 Budget	2013 YTD Actuals As of 08/28/13	2014 Budget Requested	2014 Budget Recommended
0000002 Departmental Income					
5000204 CIVIL SERVICE APPLICATION FEE	15,313	8,000	8,729	10,000	10,000
5000301 HEALTH CARE ADMINISTRATION	38,481	49,327	0	41,058	41,058
5000333 OTHER DEPARTMENTAL CHARGEBACK	26,000	26,000	0	26,000	26,000
0000002 Departmental Income Total	79,794	83,327	8,729	77,058	77,058
Rev Totals for Dept: 13000000	79,794	83,327	8,729	77,058	77,058
0000010 Personal Service					
6001000 SALARIES FULL-TIME	491,361	426,229	236,159	435,649	435,649
6001001 SALARIES PART-TIME	9,236	11,204	6,604	11,244	11,244
6001002 SALARIES TEMPORARY	3,404	33,450	25,086	3,700	3,700
6001003 SALARIES OVERTIME	194	969	68	500	500
0000010 Personal Service Totals	504,195	471,852	267,917	451,093	451,093
0000040 Contractual Expenditures					
6004012 OFFICE SUPPLIES	1,841	1,200	474	1,300	1,300
6004054 SAFETY SUPPLIES	1,000	0	0	0	0
6004056 COMPUTER EQUIPMENT(NON CAPITAL	0	753	753	0	0
6004105 DUES AND MEMBERSHIPS	300	300	100	400	400
6004106 GENERAL OFFICE EXPENSES	187	200	290	300	300
6004137 ADVERTISING AND PROMOTION EXPE	78	150	425	150	150
6004160 MILEAGE AND PARKING-LOCAL	0	50	0	50	50
6004161 TRAVEL HOTEL AND MEALS	1,059	1,200	3,259	3,200	3,200
6004162 EDUCATION AND TRAINING	414	200	375	300	300
6004163 MANAGEMENT TRAINING PROGRAM	0	100	0	100	100
6004168 OTHER PERSONAL EXPENSES	0	100	0	100	100
6004169 DAY TRIP MEAL REIMBURSEMENT	0	50	0	50	50
6004196 COPYING MACHINE RENTALS	-1,027	1,230	639	1,258	1,258
6004573 OTHER FEES FOR SERVICES	100	1,000	175	2,000	2,000
0000040 Contractual Expenditures Totals	3,952	6,533	6,490	9,208	9,208
0000041 Chargeback Expenses					

BROOME COUNTY GOVERNMENT
 REVENUE AND APPROPRIATION SUMMARY BY DEPARTMENT

FUND: 1010 General Operating
 DEPT: 13000000 Personnel

Account	2012 Actuals	2013 Budget	2013 YTD Actuals As of 08/28/13	2014 Budget Requested	2014 Budget Recommended
6004602 INSURANCE PREMIUM CHARGEBACK	406	380	190	397	397
6004614 OTHER CHARGEBACK EXPENSES	250	1,208	322	1,145	1,145
0000041 Chargeback Expenses Totals	656	1,588	512	1,542	1,542
0000060 Principal on Indebtedness					
6006008 PRINCIPAL ON CAPITAL LEASE	1,358	0	0	0	0
0000060 Principal on Indebtedness Totals	1,358	0	0	0	0
0000070 Interest on Indebtedness					
6007005 INTEREST ON CAPITAL LEASE	718	0	0	0	0
0000070 Interest on Indebtedness Totals	718	0	0	0	0
0000080 Employee Benefits					
6008001 STATE RETIREMENT	83,336	92,953	47,487	89,634	89,634
6008002 SOCIAL SECURITY	35,606	35,762	18,908	33,327	33,327
6008004 WORKERS COMPENSATION	3,592	2,915	1,458	2,259	2,259
6008006 LIFE INSURANCE	211	192	99	150	150
6008007 HEALTH INSURANCE	127,462	125,775	72,769	129,302	129,302
6008009 RETIREE HEALTH INSURANCE	61,826	64,796	68,484	112,144	112,144
6008010 DISABILITY INSURANCE	5	0	3	0	0
6008011 UNEMPLOYMENT INSURANCE	61	0	0	0	0
6008012 EMPLOYEE TUITION REIMBURSEMENT	8,381	25,000	6,308	20,000	20,000
0000080 Employee Benefits Totals	320,480	347,393	215,516	386,816	386,816
Exp Totals for Dept: 13000000	831,359	827,366	490,435	848,659	848,659
Total for Dept: 13000000	-751,565	-744,039	-481,706	-771,601	-771,601

PUBLIC DEFENDER



PUBLIC DEFENDER

MISSION STATEMENT

To defend all indigent persons accused of crimes and offenses punishable by jail.

DESCRIPTION

The Public Defender provides legal representation to all indigent persons accused of crimes or offenses in Broome County. This office acts as defense counsel from arraignment through trial and all stages of appeal for cases ranging from simple violations to homicides. This involves the full range of investigatory, pretrial, and appellate representation required in criminal cases. The office services each of the 19 village and town justice courts, the Binghamton City Court, the Broome County Court, and all higher appellate courts. Attorneys and investigators are on call 24 hours a day, seven days a week to assist recent arrestees.

2014 OBJECTIVES

Insure sufficient resources to provide effective representation.

2014 BUDGET HIGHLIGHTS

- SORA (Sex Offender Risk Assessments) remain constant as do their appeals with an increase in SORA Modification Hearings.
- Problem Solving Courts (e.g. Drug Court, IDV Court, DV Court)
- Rockefeller Drug Resentencing Cases
- Leandra's Law – Ignition Interlock Device (IID)

14000001 PUBLIC DEFENDER

<u>Title of Position</u>	<u>Grade/Unit</u>	<u>2012 Actuals</u>	<u>As of 8/24/2013 Current Authorized</u>	<u>2014 Requested</u>	<u>2014 Recommended</u>
<u>FULL TIME</u>					
Public Defender	AT-6	1	1	1	1
Chief Assistant Public Defender	AT-4	1	1	1	1
Senior Assistant Public Defender	AT-3	3	3	3	3
Assistant Public Defender II	AT-2	3	3	3	3
Assistant Public Defender I	AT-1	3	3	3	3
Chief Investigator - Public Defender	27 Admin	1	1	1	1
Investigator - Public Defender	21 Admin	1	1	1	1
Secretary	13 CSEA	1	1	1	1
Stenographic Secretary	13 CSEA	1	1	1	1
Intake Specialist	11 CSEA	3	3	3	3
Keyboard Specialist	8 CSEA	2	2	2	2
Receptionist Typist	6 CSEA	1	1	1	1
Total Full-Time Positions		21	21	21	21
<u>PART TIME</u>					
Total Part-Time Positions		0	0	0	0
TOTAL POSITIONS		21	21	21	21

BROOME COUNTY GOVERNMENT
 REVENUE AND APPROPRIATION SUMMARY BY DEPARTMENT

FUND: 1010 General Operating
 DEPT: 14000000 Public Defender

Account	2012 Actuals	2013 Budget	2013 YTD Actuals As of 08/28/13	2014 Budget Requested	2014 Budget Recommended
0000002 Departmental Income					
5000110 PUBLIC DEFENDER SERVICES	3,459	2,000	1,701	2,000	2,000
0000002 Departmental Income Total	3,459	2,000	1,701	2,000	2,000
0000007 Misc Interfund Revenues					
5000530 REFUNDS OF PRIOR YEARS EXPENDI	20	0	0	0	0
0000007 Misc Interfund Revenues Total	20	0	0	0	0
0000008 State Aid					
5000818 MAJOR OFFENCE PUBLIC DEFENDER	26,213	20,200	6,456	20,200	20,200
0000008 State Aid Total	26,213	20,200	6,456	20,200	20,200
Rev Totals for Dept: 14000000	29,692	22,200	8,157	22,200	22,200
0000010 Personal Service					
6001000 SALARIES FULL-TIME	1,230,750	1,242,791	763,986	1,251,330	1,251,330
6001010 SALARY ADJUSTMENTS	0	0	0	7,099	7,099
0000010 Personal Service Totals	1,230,750	1,242,791	763,986	1,258,429	1,258,429
0000040 Contractual Expenditures					
6004010 BOOKS AND SUBSCRIPTIONS	12,883	19,000	14,705	16,000	16,000
6004012 OFFICE SUPPLIES	10,176	10,000	5,954	9,000	9,000
6004041 PHOTOGRAPHIC SUPPLIES	0	100	0	100	100
6004046 GAS OIL GREASE AND DIESEL FUEL	25	50	0	50	50
6004100 POSTAGE AND FREIGHT	18	100	0	100	100
6004106 GENERAL OFFICE EXPENSES	5,234	6,200	7,813	7,000	7,000
6004131 PHOTOGRAPHIC EXPENSES	48	100	0	100	100
6004160 MILEAGE AND PARKING-LOCAL	13,271	15,000	10,224	15,000	15,000
6004161 TRAVEL HOTEL AND MEALS	0	200	164	200	200
6004162 EDUCATION AND TRAINING	730	2,000	0	1,500	1,500
6004168 OTHER PERSONAL EXPENSES	0	100	0	100	100

REPORT:BP032

BROOME COUNTY GOVERNMENT
REVENUE AND APPROPRIATION SUMMARY BY DEPARTMENT

FUND: 1010 General Operating
DEPT: 14000000 Public Defender

Account	2012 Actuals	2013 Budget	2013 YTD Actuals As of 08/28/13	2014 Budget Requested	2014 Budget Recommended
6004169 DAY TRIP MEAL REIMBURSEMENT	0	50	0	50	50
6004196 COPYING MACHINE RENTALS	1,512	5,500	3,710	5,500	5,500
6004536 WITNESS EXPENSES	8,539	10,000	114	10,000	10,000
6004538 LEGAL CHARGES AND FEES	1,081	1,500	439	1,500	1,500
6004540 COURT ASSIGNED ATTORNEY-FAMILY	-7,119	0	-1,937	0	0
6004541 STENOGRAPHIC SERVICES	3,137	2,000	1,403	2,000	2,000
0000040 Contractual Expenditures Totals	49,535	71,900	42,589	68,200	68,200
0000041 Chargeback Expenses					
6004602 INSURANCE PREMIUM CHARGEBACK	2,173	2,262	1,131	2,670	2,670
6004604 DPW SECURITY CHARGEBACKS	63,391	59,003	29,502	0	0
6004605 COUNTY ATTORNEY CHARGEBACKS	769	2,450	0	0	0
6004606 TELEPHONE BILLING ACCOUNT	6,662	7,238	3,112	0	0
6004609 DATA PROCESSING CHARGEBACKS	42,970	42,574	0	0	0
6004614 OTHER CHARGEBACK EXPENSES	116	200	0	0	0
6004615 GASOLINE CHARGEBACK	2,090	3,000	1,154	2,813	2,813
6004616 FLEET SERVICE CHARGEBACK	2,672	3,781	3,781	4,462	4,462
6004617 DUPLICATING/PRINTING CHARGEBAC	3,095	3,000	1,046	0	0
6004618 OFFICE SUPPLIES CHARGEBACK	6,812	7,200	4,548	0	0
0000041 Chargeback Expenses Totals	130,750	130,708	44,274	9,945	9,945
0000060 Principal on Indebtedness					
6006008 PRINCIPAL ON CAPITAL LEASE	2,661	0	0	0	0
0000060 Principal on Indebtedness Totals	2,661	0	0	0	0
0000070 Interest on Indebtedness					
6007005 INTEREST ON CAPITAL LEASE	1,359	0	0	0	0
0000070 Interest on Indebtedness Totals	1,359	0	0	0	0
0000080 Employee Benefits					
6008001 STATE RETIREMENT	219,268	264,094	162,660	287,563	287,563
6008002 SOCIAL SECURITY	90,865	95,076	56,095	96,269	96,269
6008004 WORKERS COMPENSATION	7,935	7,103	3,552	7,050	7,050
6008006 LIFE INSURANCE	401	399	210	315	315
6008007 HEALTH INSURANCE	201,854	208,337	136,064	227,272	227,272

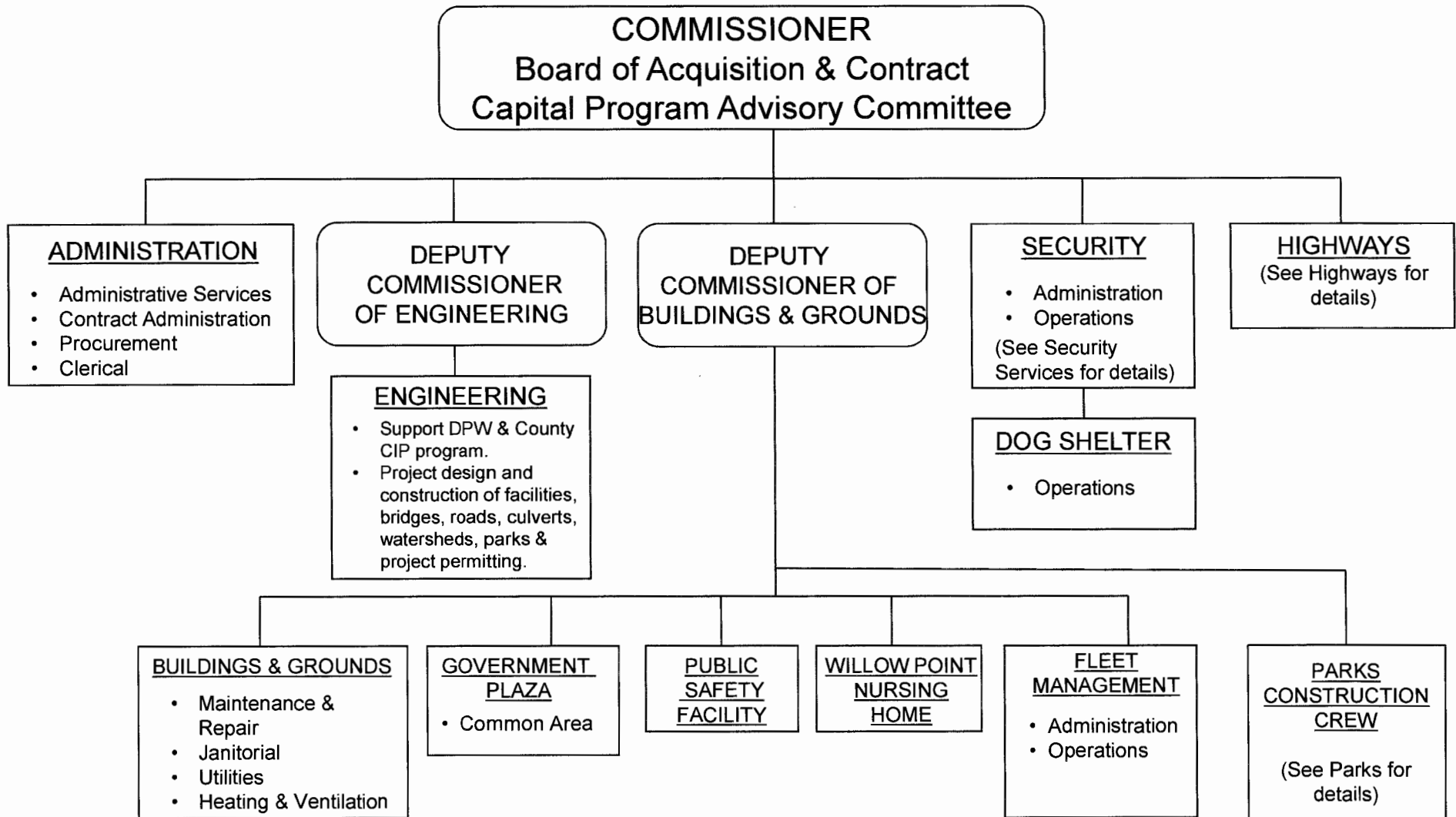
REPORT:BP032

BROOME COUNTY GOVERNMENT
REVENUE AND APPROPRIATION SUMMARY BY DEPARTMENT

FUND: 1010 General Operating
DEPT: 14000000 Public Defender

Account	2012 Actuals	2013 Budget	2013 YTD Actuals As of 08/28/13	2014 Budget Requested	2014 Budget Recommended
6008009 RETIREE HEALTH INSURANCE	6,021	6,322	4,214	6,859	6,859
6008010 DISABILITY INSURANCE	991	1,032	599	624	624
0000080 Employee Benefits Totals	527,335	582,363	363,394	625,952	625,952
Exp Totals for Dept: 14000000	1,942,390	2,027,762	1,214,243	1,962,526	1,962,526
Total for Dept: 14000000	-1,912,698	-2,005,562	-1,206,086	-1,940,326	-1,940,326

PUBLIC WORKS



PUBLIC WORKS

Administration

MISSION STATEMENT

Provide clerical, accounting, contract administration, and related services to the other Divisions of Public Works.

DESCRIPTION

The Division provides staff and support functions to the other Divisions of Public Works and for Department of Public Works Capital Projects.

2014 OBJECTIVES

Maintain high quality of services rendered to other Divisions of Public Works.

15010001 PUBLIC WORKS/Administration

<u>Title of Position</u>	<u>Grade/Unit</u>	<u>2012 Actuals</u>	<u>As of 8/24/2013 Current Authorized</u>	<u>2014 Requested</u>	<u>2014 Recommended</u>
<u>FULL TIME</u>					
Commissioner of Public Works	I Admin	1	0	0	0
Commissioner of Public Works, Parks & Recreation & Youth Services*	I Admin	0	1	1	1
Principal Account Clerk	13 CSEA	<u>1</u>	<u>1</u>	<u>1</u>	<u>1</u>
Total Full-Time Positions		2	2	2	2
<u>PART TIME</u>					
Total Part-Time Positions		0	0	0	0
TOTAL POSITIONS		2	2	2	2

* Unfunded in 2013 fund in 2014

BROOME COUNTY GOVERNMENT
 REVENUE AND APPROPRIATION SUMMARY
 BY DEPARTMENT AND DIVISION

FUND: 1010 General Operating
 DEPT: 15000000 Public Works
 DIV: 01 DPW-Admin

Account	2012 Actuals	2013 Budget	2013 YTD Actuals As of 08/28/13	2014 Budget Requested	2014 Budget Recommended
15000000 Public Works					
0000002 Departmental Income					
5000333 OTHER DEPARTMENTAL CHARGEBACK	0	0	0	127,405	127,405
0000002 Departmental Income Totals	0	0	0	127,405	127,405
0000007 Misc Interfund Revenues					
5000564 TRANSFER SPECIAL REVENUE FUND	2,200	0	0	0	0
0000007 Misc Interfund Revenues Totals	2,200	0	0	0	0
Rev Total for Div: 1501	2,200	0	0	127,405	127,405
0000010 Personal Service					
6001000 SALARIES FULL-TIME	35,113	37,910	23,820	126,892	126,892
0000010 Personal Service Totals	35,113	37,910	23,820	126,892	126,892
0000040 Contractual Expenditures					
6004012 OFFICE SUPPLIES	489	500	395	500	500
6004100 POSTAGE AND FREIGHT	25	0	0	0	0
6004106 GENERAL OFFICE EXPENSES	30	0	0	0	0
6004161 TRAVEL HOTEL AND MEALS	52	0	0	0	0
6004196 COPYING MACHINE RENTALS	1,839	1,962	1,310	1,962	1,962
0000040 Contractual Expenditures Totals	2,435	2,462	1,705	2,462	2,462
0000041 Chargeback Expenses					
6004602 INSURANCE PREMIUM CHARGEBACK	1,630	1,361	681	610	610
0000041 Chargeback Expenses Totals	1,630	1,361	681	610	610
0000080 Employee Benefits					
6008001 STATE RETIREMENT	6,235	8,056	5,126	29,055	29,055
6008002 SOCIAL SECURITY	2,447	2,901	1,654	9,692	9,692

REPORT:BP033

BROOME COUNTY GOVERNMENT
 REVENUE AND APPROPRIATION SUMMARY
 BY DEPARTMENT AND DIVISION

FUND: 1010 General Operating
 DEPT: 15000000 Public Works
 DIV: 01 DPW-Admin

Account	2012 Actuals	2013 Budget	2013 YTD Actuals As of 08/28/13	2014 Budget Requested	2014 Budget Recommended
6008004 WORKERS COMPENSATION	206	186	93	200	200
6008006 LIFE INSURANCE	19	19	10	30	30
6008007 HEALTH INSURANCE	15,431	15,930	10,222	33,155	33,155
6008009 RETIREE HEALTH INSURANCE	37,628	39,512	26,340	42,869	42,869
6008010 DISABILITY INSURANCE	129	129	81	78	78
0000080 Employee Benefits Totals	62,095	66,733	43,526	115,079	115,079
0000090 Transfers					
6009001 TRANSFER TO CAPITAL FUND	1,000	0	0	0	0
0000090 Transfers Totals	1,000	0	0	0	0
Exp Total for Div: 1501	102,273	108,466	69,732	245,043	245,043
Total for Div: 15000000	-100,073	-108,466	-69,732	-117,638	-117,638

PUBLIC WORKS
Buildings & Grounds

MISSION STATEMENT

Provide a diverse range of efficient and cost-effective high quality services, which will ensure uninterrupted facility utilization while providing an atmosphere of professionalism to both internal and external customers.

DESCRIPTION

Provide primary maintenance operations to the Court House Complex, the Fleet Garage, George Harvey Justice Building, Edwin L. Crawford County Office Building, Public Safety Facility, Dog Shelter, and Intermodal.

Provide secondary maintenance operations to the Binghamton Regional Airport (Edwin A. Link Field), Library, Arena, Forum, Health, Mental Health, Transit, Social Services, Central Foods, Department of Motor Vehicles, WPNH.

Under the Government Tripartite Agreement – providing primary maintenance operations of the Governmental Plaza.

2014 OBJECTIVES

- Provide a pleasant, safe, and healthy environment for Broome County employees and external customers.
- To minimize risk to County employees and residents from natural and man-made disasters.
- To maximize facility assets by minimizing equipment failure.

15020101 PUBLIC WORKS/Building & Grounds

<u>Title of Position</u>	<u>Grade/Unit</u>	<u>2012 Actuals</u>	<u>As of</u> <u>8/24/2013</u>	<u>2014 Requested</u>	<u>2014 Recommended</u>
			<u>Current Authorized</u>		
<u>FULL TIME</u>					
Deputy Commissioner of Public Works/Building & Grounds	F Admin	1	1	1	1
Facilities Manager	22 BAPA	3	3	4	4
Park Operations Manager	AFSCME	0	1	1	1
Arena Maintenance Superintendent	19 BAPA	1	1	0	0
Electrician	AFSCME	2	2	2	2
Senior Maintenance Mechanic	AFSCME	10	10	10	10
Stationary Engineer **	AFSCME	2	2	2	2
Construction Worker	AFSCME	0	3	3	3
Maintenance Worker	AFSCME	1	0	0	0
HVAC Systems Technician III***	AFSCME	4	4	5	5
HVAC Systems Technician I	AFSCME	1	1	0	0
Custodial Supervisor	AFSCME	1	1	1	1
Custodial Worker *	AFSCME	<u>14</u>	<u>14</u>	<u>13</u>	<u>13</u>
Total Full-Time Positions		40	43	42	42
<u>PART TIME</u>					
Custodial Worker	AFSCME	<u>8</u>	<u>8</u>	<u>2</u>	<u>2</u>
Total Part-Time Positions		8	8	2	2
TOTAL POSITIONS		48	51	44	44

* One position unfunded since 2011 abolished in 2014

**One position unfunded in 2013 funded in 2014

***One position unfunded in 2014

BROOME COUNTY GOVERNMENT
 REVENUE AND APPROPRIATION SUMMARY
 BY DEPARTMENT AND DIVISION

FUND: 1010 General Operating
 DEPT: 15000000 Public Works
 DIV: 02 DPW-Bldgs/Grounds

Account	2012 Actuals	2013 Budget	2013 YTD Actuals As of 08/28/13	2014 Budget Requested	2014 Budget Recommended
0000002 Departmental Income					
5000186 REIMBURSEMENT - GOVERNMENT PLA	258,511	185,000	25,366	187,000	187,000
5000302 BUILDING SERVICE CHARGEBACKS	414,058	576,091	191,349	552,577	552,577
5000312 RENTAL CHARGEBACKS	60,430	60,430	0	60,430	60,430
0000002 Departmental Income Totals	732,999	821,521	216,715	800,007	800,007
0000003 Use of Money					
5000451 INTEREST AND EARNINGS	4	0	0	0	0
0000003 Use of Money Totals	4	0	0	0	0
0000007 Misc Interfund Revenues					
5000530 REFUNDS OF PRIOR YEARS EXPENDI	2,541	0	0	0	0
5000533 UNCLASSIFIED REVENUES	7,408	0	1,575	0	0
5000534 TRANSFER FROM INSURANCE RESERV	2,549	3,982	7,219	0	0
5000545 CREDIT CARD REBATES	221	0	0	0	0
0000007 Misc Interfund Revenues Totals	12,719	3,982	8,794	0	0
0000008 State Aid					
5000809 STATE AID - COURT FACILITIES	432,457	350,000	387,083	365,000	365,000
0000008 State Aid Totals	432,457	350,000	387,083	365,000	365,000
Rev Total for Div: 1502	1,178,179	1,175,503	612,592	1,165,007	1,165,007
0000010 Personal Service					
6001000 SALARIES FULL-TIME	1,566,331	1,842,295	1,136,111	1,891,619	1,891,619
6001001 SALARIES PART-TIME	31,674	30,000	0	18,000	18,000
6001002 SALARIES TEMPORARY	263,671	248,044	186,697	250,000	250,000
6001003 SALARIES OVERTIME	60,066	50,000	33,330	45,000	45,000
6001004 SALARIES SHIFT DIFFERENTIAL	3,390	4,000	2,624	4,000	4,000
6001006 OUT OF TITLE PAY	2,467	2,000	4,910	2,500	2,500
6001008 STAND-BY PAY	1,300	1,000	740	1,000	1,000

REPORT:BP033

BROOME COUNTY GOVERNMENT
 REVENUE AND APPROPRIATION SUMMARY
 BY DEPARTMENT AND DIVISION

FUND: 1010 General Operating
 DEPT: 15000000 Public Works
 DIV: 02 DPW-Bldgs/Grounds

Account	2012 Actuals	2013 Budget	2013 YTD Actuals As of 08/28/13	2014 Budget Requested	2014 Budget Recommended
6001009 OTHER PERSONNEL SERVICES	8,150	8,700	8,696	8,700	8,700
0000010 Personal Service Totals	1,937,049	2,186,039	1,373,108	2,220,819	2,220,819
0000020 Equipment and Capital Outlay					
6002304 OTHER MOTOR VEHICLES	0	0	44,354	0	0
0000020 Equipment and Capital Outlay Totals	0	0	44,354	0	0
0000040 Contractual Expenditures					
6004005 SNOW REMOVAL MATERIALS & SUPPL	0	0	625	1,200	1,200
6004010 BOOKS AND SUBSCRIPTIONS	219	200	379	500	500
6004012 OFFICE SUPPLIES	1,289	2,400	671	1,450	1,450
6004021 BLDG MAINTENANCE SUPPLIES	60,922	81,000	52,584	74,000	74,000
6004022 FUEL AND HEATING SUPPLIES	352,992	430,400	200,947	383,500	383,500
6004023 BLDG AND GROUNDS SUPPLIES	81,443	106,032	56,605	127,500	127,500
6004030 FOOD AND BEVERAGES	0	0	643	1,000	1,000
6004040 MOTOR EQUIPMENT SUPPLIES	25	1,000	0	1,000	1,000
6004046 GAS OIL GREASE AND DIESEL FUEL	1,042	5,000	6,238	5,000	5,000
6004047 TIRES AND TUBES	0	200	105	200	200
6004048 MISC OPERATIONAL SUPPLIES	18,599	26,500	21,566	42,500	42,500
6004052 UNIFORMS	1,846	2,500	1,006	2,500	2,500
6004054 SAFETY SUPPLIES	8,552	8,000	3,286	8,000	8,000
6004055 COMPUTER SOFTWARE AND SUPPLIES	1,303	1,500	0	1,500	1,500
6004056 COMPUTER EQUIPMENT(NON CAPITAL	1,285	5,500	4,277	5,500	5,500
6004100 POSTAGE AND FREIGHT	261	100	546	100	100
6004112 BLDG GROUNDS AND EQUIP REPAIR	81,987	80,000	62,029	125,000	125,000
6004113 WATER AND SEWAGE CHARGES	194,671	239,000	116,828	238,450	238,450
6004115 ELECTRIC CURRENT	838,741	902,000	361,425	855,000	855,000
6004117 BUILDING AND GROUNDS EXPENSES	184,571	170,000	125,203	270,000	270,000
6004130 MOTOR EQUIP REPAIRS AND MAINT	0	1,000	0	0	0
6004138 OTHER OPERATIONAL EXPENSES	227,711	95,000	41,553	100,000	100,000
6004161 TRAVEL HOTEL AND MEALS	0	3,000	1,503	3,000	3,000
6004162 EDUCATION AND TRAINING	1,125	5,000	2,764	8,000	8,000
6004192 SOFTWARE MAINTENANCE	8,910	10,000	35,640	10,000	10,000
6004196 COPYING MACHINE RENTALS	199	400	152	400	400
6004200 PROPERTY LOSS	1,415	3,982	3,982	0	0
6004203 INSURANCE CLAIMS	-350	3,237	3,237	0	0
0000040 Contractual Expenditures Totals	2,068,758	2,182,951	1,103,794	2,265,300	2,265,300

BROOME COUNTY GOVERNMENT
 REVENUE AND APPROPRIATION SUMMARY
 BY DEPARTMENT AND DIVISION

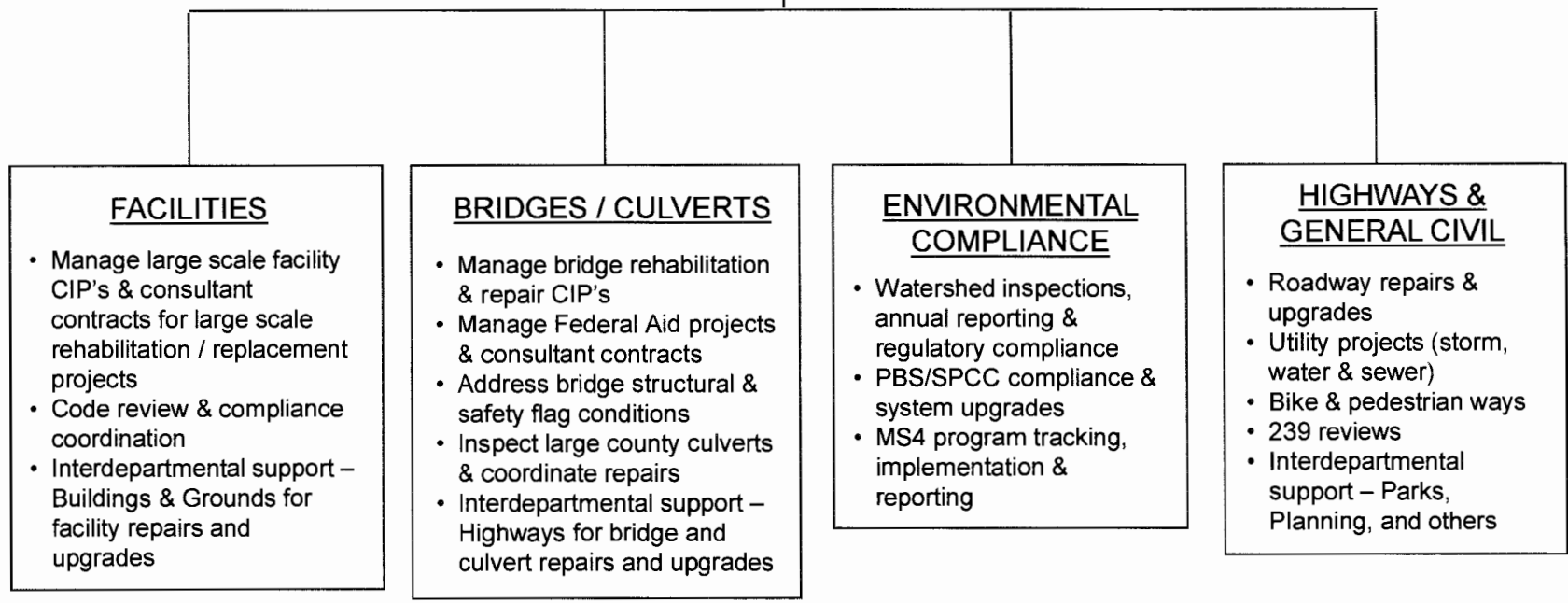
FUND: 1010 General Operating
 DEPT: 15000000 Public Works
 DIV: 02 DPW-Bldgs/Grounds

Account	2012 Actuals	2013 Budget	2013 YTD Actuals As of 08/28/13	2014 Budget Requested	2014 Budget Recommended
0000041 Chargeback Expenses					
6004602 INSURANCE PREMIUM CHARGEBACK	47,593	52,159	26,080	61,162	61,162
6004604 DPW SECURITY CHARGEBACKS	92,817	92,187	46,094	96,635	96,635
6004605 COUNTY ATTORNEY CHARGEBACKS	36,674	77,350	8,059	50,050	50,050
6004614 OTHER CHARGEBACK EXPENSES	2,994	5,000	3,440	5,000	5,000
6004615 GASOLINE CHARGEBACK	45,153	65,120	24,386	57,375	57,375
6004616 FLEET SERVICE CHARGEBACK	46,760	56,714	56,714	60,237	60,237
6004619 BUILDING SERVICE CHARGEBACK	0	20,000	19,914	20,000	20,000
6004626 TRANSPORTATION SERVICES CHARGE	0	52,433	52,433	68,573	68,573
0000041 Chargeback Expenses Totals	271,991	420,963	237,120	419,032	419,032
0000080 Employee Benefits					
6008001 STATE RETIREMENT	313,374	410,951	266,064	441,602	441,602
6008002 SOCIAL SECURITY	141,660	166,918	99,375	170,105	170,105
6008004 WORKERS COMPENSATION	31,304	36,941	18,471	36,871	36,871
6008006 LIFE INSURANCE	697	786	411	615	615
6008007 HEALTH INSURANCE	381,340	442,388	288,977	471,992	471,992
6008009 RETIREE HEALTH INSURANCE	222,203	237,665	161,897	285,104	285,104
6008011 UNEMPLOYMENT INSURANCE	7,638	0	1,112	0	0
6008013 HEALTH INS - RETIRE INCENTIVE	2,709	0	0	0	0
0000080 Employee Benefits Totals	1,100,925	1,295,649	836,307	1,406,289	1,406,289
0000090 Transfers					
6009001 TRANSFER TO CAPITAL FUND	1,175	0	0	0	0
0000090 Transfers Totals	1,175	0	0	0	0
Exp Total for Div: 1502	5,379,898	6,085,602	3,594,683	6,311,440	6,311,440
Total for Div: 15000000	-4,201,719	-4,910,099	-2,982,091	-5,146,433	-5,146,433

ENGINEERING

COMMISSIONER OF PUBLIC WORKS

DEPUTY COMMISSIONER OF ENGINEERING



PUBLIC WORKS

Engineering

MISSION STATEMENT

To provide quality engineering services to maintain and upgrade the County infrastructure (highways, bridges, culverts and facilities); and to serve and support other Public Works Divisions, Broome County Departments, and residents of Broome County.

DESCRIPTION

The Engineering Division provides engineering services and support to other Divisions within the Public Works Department (Highways, Building & Grounds, Solid Waste Management), as well as to other Departments within Broome County (Parks & Recreation, Planning and Economic Development, Willow Point Nursing Facility, Aviation, etc.). A large part of the work effort generated by these departments result from implementation of the County's Capital Improvement Program. These CIP projects can include renovations, rehabilitations, and/or replacement of County infrastructure such as facilities, bridges, culverts and roadways. Projects often involve consultant management from design through construction and project close-out, and typically include technical assistance and trouble-shooting a myriad of pre- and post-construction issues and concerns. We provide additional ongoing support functions such as 239 reviews; administration & reporting for the County's MS4 program; and repair coordination of drainage structures (as a few examples).

The Engineering Division is also responsible for maintaining historical records of prior projects, highway right-of-way maps, and easement maps. Division personnel are actively involved with ongoing monitoring and upgrading of County features and structures such as annual watershed inspections, and inspection of culverts with 5-20 foot spans. In addition to providing internal support, the Engineering Division staff provides answers and information to citizen inquiries.

2014 OBJECTIVES

The Engineering Division is committed to furnishing engineering services to Broome County in an efficient and cost-effective manner. We strive for engineering excellence and professional development of staff. Our 2014 objectives include:

- To deliver cost effective service that is timely and responsive to all County-wide departmental needs within the limits of the resources available.
- To work in unison with Highways; Parks and Recreation; Buildings & Grounds; and other County Departments in regard to their maintenance needs and Capital Improvement programs.
- To advance the development of a multi-functional engineering division with major emphasis on highways, bridges, buildings & grounds, and parks with a multi-disciplined staff.
- To continue to re-organize the Division's major reference data bases and filing system for better accessibility and efficiency during 2014 this will include:
 - a. Ongoing reorganization of our electronic filing system (K-drive).
 - b. Ongoing scanning and electronic filing of all County ROW plans, including linking these files to our GIS system for easier retrieval.
 - c. Ongoing reorganization, scanning and electronic filing of all plan sets in our flat files.
 - d. Processing all new projects in electronic format (to be coordinated with our consultants).
- To promote high technical standards, encourage leadership and career development amongst existing staff.

15030001 PUBLIC WORKS/Engineering

<u>Title of Position</u>	<u>Grade/Unit</u>	As of 8/24/2013				
		<u>2012 Actuals</u>	<u>Current Authorized</u>	<u>2014 Requested</u>	<u>2014 Recommended</u>	<u>2014 Adopted</u>
<u>FULL TIME</u>						
Deputy Commissioner of Public Works/Engineering	H Admin	0	0	1	1	1
Deputy Commissioner of Public Works/Engineering	G Admin	1	1	0	0	0
Engineer III	28 BAPA	2	2	2	2	2
Engineer II	24 CSEA	2	2	2	2	2
Engineer I *	21 CSEA	4	4	4	4	4
Assistant Engineer	17 CSEA	2	2	2	2	2
Clerk	6 CSEA	<u>1</u>	<u>0</u>	<u>0</u>	<u>0</u>	<u>0</u>
Total Full-Time Positions		12	11	11	11	11
<u>PART TIME</u>						
Total Part-Time Positions		0	0	0	0	0
TOTAL POSITIONS		12	11	11	11	11

* Two positions unfunded since 2011

BROOME COUNTY GOVERNMENT
 REVENUE AND APPROPRIATION SUMMARY
 BY DEPARTMENT AND DIVISION

FUND: 1010 General Operating
 DEPT: 15000000 Public Works
 DIV: 03 DPW-Engineering

Account	2012 Actuals	2013 Budget	2013 YTD Actuals As of 08/28/13	2014 Budget Requested	2014 Budget Recommended
0000007 Misc Interfund Revenues					
5000534 TRANSFER FROM INSURANCE RESERV	1,099	0	0	0	0
5000545 CREDIT CARD REBATES	37	0	0	0	0
0000007 Misc Interfund Revenues Totals	1,136	0	0	0	0
0000009 Federal Aid					
5000922 OTHER FEDERAL AID	921	25,000	0	25,000	25,000
0000009 Federal Aid Totals	921	25,000	0	25,000	25,000
Rev Total for Div: 1503	2,057	25,000	0	25,000	25,000
0000010 Personal Service					
6001000 SALARIES FULL-TIME	613,273	608,726	348,621	625,766	625,766
6001002 SALARIES TEMPORARY	1,517	0	7,655	4,050	4,050
6001003 SALARIES OVERTIME	1,669	3,700	2,778	5,700	5,700
0000010 Personal Service Totals	616,459	612,426	359,054	635,516	635,516
0000040 Contractual Expenditures					
6004010 BOOKS AND SUBSCRIPTIONS	1,484	1,000	336	1,200	1,200
6004011 DUPLICATING AND PRINTING RM SU	0	1,000	0	800	800
6004012 OFFICE SUPPLIES	354	1,750	337	800	800
6004042 ENGINEERING SUPPLIES	2,364	500	706	2,000	2,000
6004048 MISC OPERATIONAL SUPPLIES	0	950	118	800	800
6004054 SAFETY SUPPLIES	432	1,240	0	1,000	1,000
6004055 COMPUTER SOFTWARE AND SUPPLIES	9,734	8,600	612	9,000	9,000
6004100 POSTAGE AND FREIGHT	31	400	0	200	200
6004105 DUES AND MEMBERSHIPS	0	100	0	100	100
6004137 ADVERTISING AND PROMOTION EXPE	723	1,000	692	1,000	1,000
6004138 OTHER OPERATIONAL EXPENSES	329	1,000	0	500	500
6004162 EDUCATION AND TRAINING	630	2,000	400	2,000	2,000
6004196 COPYING MACHINE RENTALS	1,236	1,200	850	1,320	1,320
6004203 INSURANCE CLAIMS	1,099	0	0	0	0
6004572 ENGINEERING AND ARCHITECTURAL	0	0	0	75,000	75,000

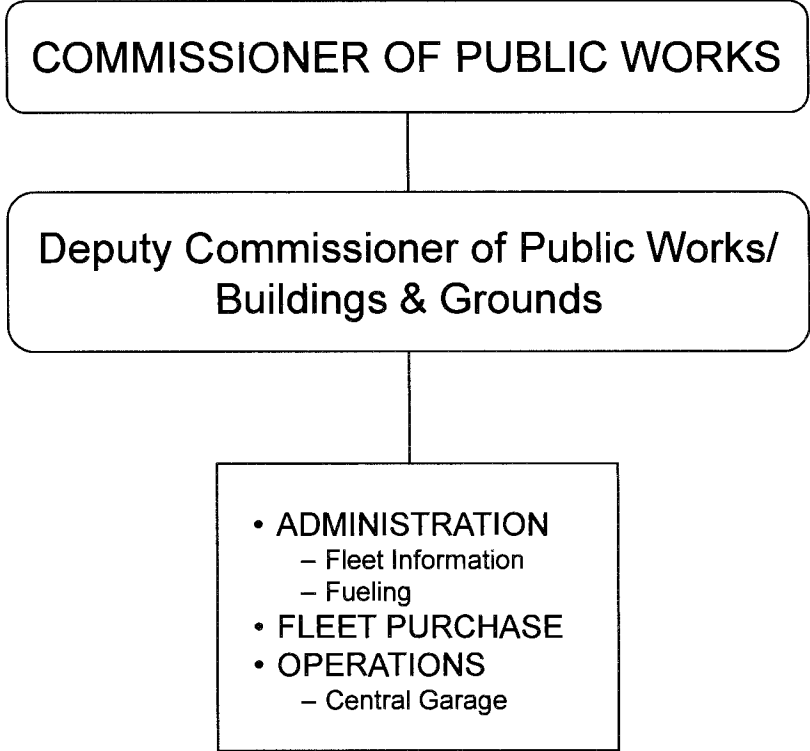
REPORT:BP033

BROOME COUNTY GOVERNMENT
 REVENUE AND APPROPRIATION SUMMARY
 BY DEPARTMENT AND DIVISION

FUND: 1010 General Operating
 DEPT: 15000000 Public Works
 DIV: 03 DPW-Engineering

Account	2012 Actuals	2013 Budget	2013 YTD Actuals As of 08/28/13	2014 Budget Requested	2014 Budget Recommended
0000040 Contractual Expenditures Totals	18,416	20,740	4,051	95,720	95,720
0000041 Chargeback Expenses					
6004615 GASOLINE CHARGEBACK	6,030	10,400	2,920	7,875	7,875
6004616 FLEET SERVICE CHARGEBACK	6,680	7,562	7,562	8,924	8,924
0000041 Chargeback Expenses Totals	12,710	17,962	10,482	16,799	16,799
0000080 Employee Benefits					
6008001 STATE RETIREMENT	113,287	130,140	79,286	147,623	147,623
6008002 SOCIAL SECURITY	45,040	46,851	25,849	48,617	48,617
6008004 WORKERS COMPENSATION	5,086	3,080	1,540	3,349	3,349
6008006 LIFE INSURANCE	171	173	80	135	135
6008007 HEALTH INSURANCE	118,339	120,912	74,625	132,605	132,605
6008009 RETIREE HEALTH INSURANCE	163,236	180,733	115,777	188,659	188,659
6008010 DISABILITY INSURANCE	769	774	407	468	468
6008013 HEALTH INS - RETIRE INCENTIVE	45	0	0	0	0
0000080 Employee Benefits Totals	445,973	482,663	297,564	521,456	521,456
Exp Total for Div: 1503	1,093,558	1,133,791	671,151	1,269,491	1,269,491
Total for Div: 15000000	-1,091,501	-1,108,791	-671,151	-1,244,491	-1,244,491
Total for Dept: 15000000	-5,393,293	-6,127,356	-3,722,974	-6,508,562	-6,508,562

FLEET MANAGEMENT



PUBLIC WORKS**Fleet Management****MISSION STATEMENT**

The Fleet Management division's mission is to provide and maintain a fleet of vehicles that will meet the needs of the individual departments with safety, efficiency, and ease of operation.

DESCRIPTION

We maintain the fleet vehicles from purchase to disposal. Vehicles are purchased according to state contract prices; they are serviced and inspected for safety. Vehicles are disposed of when the vehicle has met its expected life span.

2014 OBJECTIVES

- To continue to provide service to vehicles at a cost less than \$.55 per mile.
- To develop a newer more fuel-efficient fleet.
- To continue to purchase new vehicles to meet criteria on alternatively fueled vehicles.
- To reduce the incident ratio on repairs to vehicles.

19000001 PUBLIC WORKS/Fleet Management

<u>Title of Position</u>	<u>Grade/Unit</u>	<u>2012 Actuals</u>	<u>As of 8/24/2013 Current</u>		<u>2014 Requested</u>	<u>2014 Recommended</u>
			<u>Authorized</u>			
<u>FULL TIME</u>						
Head Automotive Mechanic *	17 CSEA	1	1		1	1
Automotive Mechanic	13 CSEA	<u>3</u>	<u>3</u>		<u>3</u>	<u>3</u>
Total Full-Time Positions		4	4		4	4
<u>PART TIME</u>						
Total Part-Time Positions		0	0		0	0
TOTAL POSITIONS		4	4		4	4

* One position unfunded since 2011

REPORT:BP032

BROOME COUNTY GOVERNMENT
REVENUE AND APPROPRIATION SUMMARY BY DEPARTMENT

FUND: 2070 Fleet Operating
DEPT: 09000000 Fleet Management

Account	2012 Actuals	2013 Budget	2013 YTD Actuals As of 08/28/13	2014 Budget Requested	2014 Budget Recommended
0000002 Departmental Income					
5000165 MISCELLANEOUS	2,442	0	985	0	0
5000189 OTHER LOCAL GOVERNMENTS	32,254	38,000	18,078	36,000	36,000
5000229 BCC CHARGES	23,313	30,000	11,948	27,000	27,000
5000303 CHARGES FOR USE OF COUNTY CAR	0	155,577	142,009	135,499	135,499
5000304 CHARGES FOR GAS	478,408	750,000	251,014	671,203	671,203
5000324 OFA CHARGEBACKS 1-3	0	0	3,781	0	0
5000326 CHARGEBACKS-MOTOR VEH SERVICE	307,280	397,000	392,226	459,616	459,616
5000426 MISCELLANEOUS	547	0	0	0	0
0000002 Departmental Income Total	844,244	1,370,577	820,041	1,329,318	1,329,318
0000003 Use of Money					
5000451 INTEREST AND EARNINGS	1,418	1,650	857	1,300	1,300
0000003 Use of Money Total	1,418	1,650	857	1,300	1,300
0000006 Sale of Prop and Comp for Loss					
5000518 SALE OF EQUIPMENT	34,904	0	900	0	0
0000006 Sale of Prop and Comp for Loss Total	34,904	0	900	0	0
0000007 Misc Interfund Revenues					
5000532 PREMIUM & ACCRUED INT ON OBLIG	978	0	3,365	0	0
5000534 TRANSFER FROM INSURANCE RESERV	0	9,937	14,368	0	0
5000570 EARNINGS ON TEMPORARY INVESTME	129	0	0	0	0
0000007 Misc Interfund Revenues Total	1,107	9,937	17,733	0	0
0000009 Federal Aid					
5000952 ARRA DEBT REIMBURSEMENT	2,227	2,226	642	2,226	2,226
0000009 Federal Aid Total	2,227	2,226	642	2,226	2,226
Rev Totals for Dept: 09000000	883,900	1,384,390	840,173	1,332,844	1,332,844

BROOME COUNTY GOVERNMENT
REVENUE AND APPROPRIATION SUMMARY BY DEPARTMENT

FUND: 2070 Fleet Operating
DEPT: 09000000 Fleet Management

Account	2012 Actuals	2013 Budget	2013 YTD Actuals As of 08/28/13	2014 Budget Requested	2014 Budget Recommended
0000010 Personal Service					
6001000 SALARIES FULL-TIME	123,552	126,419	67,548	131,538	131,538
6001003 SALARIES OVERTIME	2,459	2,000	1,311	2,000	2,000
6001006 OUT OF TITLE PAY	234	300	82	300	300
0000010 Personal Service Totals	126,245	128,719	68,941	133,838	133,838
0000040 Contractual Expenditures					
6004012 OFFICE SUPPLIES	23	100	0	100	100
6004040 MOTOR EQUIPMENT SUPPLIES	77,753	81,326	53,070	96,000	96,000
6004046 GAS OIL GREASE AND DIESEL FUEL	596,226	750,000	322,879	650,000	650,000
6004047 TIRES AND TUBES	43,360	20,000	13,455	45,000	45,000
6004048 MISC OPERATIONAL SUPPLIES	3,275	1,000	4,126	1,000	1,000
6004052 UNIFORMS	0	1,000	0	0	0
6004054 SAFETY SUPPLIES	2,724	0	0	2,000	2,000
6004055 COMPUTER SOFTWARE AND SUPPLIES	436	2,000	0	2,000	2,000
6004056 COMPUTER EQUIPMENT(NON CAPITAL	640	0	0	2,000	2,000
6004117 BUILDING AND GROUNDS EXPENSES	431	1,000	62	1,000	1,000
6004130 MOTOR EQUIP REPAIRS AND MAINT	18,135	20,000	9,161	30,000	30,000
6004138 OTHER OPERATIONAL EXPENSES	3,421	10,000	3,632	12,000	12,000
6004200 PROPERTY LOSS	0	9,937	150	0	0
6004502 BOND AND NOTE ISSUE EXPENSE	0	0	2,666	0	0
6004504 OTHER FINANCIAL SERVICES	258	247	73	231	231
6004594 LOSS ON DISPOSITION OF ASSETS	498	0	0	0	0
0000040 Contractual Expenditures Totals	747,180	896,610	409,274	841,331	841,331
0000041 Chargeback Expenses					
6004601 INDIRECT COSTS	25,411	25,411	0	30,782	30,782
6004602 INSURANCE PREMIUM CHARGEBACK	1,117	1,105	553	1,154	1,154
6004615 GASOLINE CHARGEBACK	4,522	800	2,545	2,625	2,625
6004616 FLEET SERVICE CHARGEBACK	6,680	0	0	0	0
0000041 Chargeback Expenses Totals	37,730	27,316	3,098	34,561	34,561
0000042 Depreciation					
6004804 DEPRECIATION - MOTOR VEHICLES	83,449	0	203	0	0
0000042 Depreciation Totals	83,449	0	203	0	0

REPORT:BP032

BROOME COUNTY GOVERNMENT
REVENUE AND APPROPRIATION SUMMARY BY DEPARTMENT

FUND: 2070 Fleet Operating
DEPT: 09000000 Fleet Management

Account	2012 Actuals	2013 Budget	2013 YTD Actuals As of 08/28/13	2014 Budget Requested	2014 Budget Recommended
0000060 Principal on Indebtedness					
6006000 PRINCIPAL ON SERIAL BONDS	0	92,231	0	96,238	96,238
6006001 PRINCIPAL ON BANS	0	48,000	0	101,333	101,333
0000060 Principal on Indebtedness Totals	0	140,231	0	197,571	197,571
0000070 Interest on Indebtedness					
6007000 INTEREST ON SERIAL BONDS	29,686	26,975	8,285	21,625	21,625
6007001 INTEREST ON BANS	2,328	3,600	1,272	5,280	5,280
0000070 Interest on Indebtedness Totals	32,014	30,575	9,557	26,905	26,905
0000080 Employee Benefits					
6008001 STATE RETIREMENT	22,129	26,736	17,256	30,389	30,389
6008002 SOCIAL SECURITY	9,203	9,625	4,958	10,154	10,154
6008004 WORKERS COMPENSATION	1,798	3,021	1,511	3,129	3,129
6008006 LIFE INSURANCE	58	58	30	45	45
6008007 HEALTH INSURANCE	26,642	27,731	17,835	29,372	29,372
6008008 OPEB - HEALTH INSURANCE	10,818	0	0	0	0
6008009 RETIREE HEALTH INSURANCE	21,039	22,090	14,727	23,968	23,968
6008010 DISABILITY INSURANCE	387	387	244	234	234
0000080 Employee Benefits Totals	92,074	89,648	56,561	97,291	97,291
Exp Totals for Dept: 09000000	1,118,692	1,313,099	547,634	1,331,497	1,331,497
Total for Dept: 09000000	-234,792	71,291	292,539	1,347	1,347

PURCHASING

DIRECTOR OF PURCHASING

- PROCUREMENT
- BOARD OF ACQUISITION AND CONTRACT SUPPORT
- LETTER CONTRACTS
- MULTI-MUNICIPAL CONTRACT DEVELOPMENT
- ANNUAL SURPLUS AUCTION
- BID AND RFP SPECIFICATION DEVELOPMENT
- GENERAL CONTRACT ADMINISTRATION
- SUPERVISION AND IMPLEMENTATION OF THE COMPETITIVE BID PROCESS
- PROCUREMENT CARD PROGRAM

PURCHASING

MISSION STATEMENT

To provide quality service through effective teamwork and communication with County departments, political subdivisions, state agencies and vendors in a commitment to obtain the desired goods and services at the lowest possible cost in a professional, ethical, responsive and timely manner and in accordance with all County and state municipal laws.

DESCRIPTION

The Division of Purchasing is responsible, in whole or part for:

- The cost-efficient procurement of over twenty million dollars' worth of supplies, materials, equipment and services for Broome County Government.
- Processing of Letter Contracts and all Board of Acquisition and Contract (BAC) requests, processing over 4,500 purchase orders.
- Supervision of the Procurement Card Program; Copy Machine Lease & Maintenance Programs, Toner Cartridge Contract and Maintenance Supply Contract.
- General Contract Administration including issuance of Notices of Default.
- Being the lead agency for the fax & typewriter maintenance contracts, janitorial supplies, office supplies, and vending services and equipment contracts.
- Supervision and implementation of the competitive bidding process
 - Review and/or preparation of specifications
 - Establishment of standards
 - Publication of Legal Notices

- Maintain County website for bid notice publication and specifications (BidNet - Empire State Purchasing Group)
- Supplier relations, department relations, personnel training and reporting.
- The relocation, scrapping or selling of obsolete or surplus equipment and vehicles through the bidding process or annual auction (open to the political subdivisions) which generates revenue for all participants.

Although not mandated, the Division of Purchasing allows the political subdivisions and any NYS County to participate in purchase contracts. The legislation in Albany passed into law the provision for "piggybacking" on service contracts between counties and municipalities.

Providing these contracts has eliminated wasteful bidding or shopping, duplication of time, effort, administration costs, advertising expenses, etc. and has resulted in lower prices generated by the combined larger volume.

The Division of Purchasing provides these contracts at no cost to the Political Subdivisions. However, there are considerable County costs associated with this service: personnel, printing, copier, office supplies, telephone, and postage.

2014 OBJECTIVES

Continue to work with BidNet - Empire State Purchasing Group's e-procurement on-line to place our bid notices, specifications, proposals, and quotes. This system has generated an increase in exposure of our solicitations for prospective bidders and has promoted greater competition. We have placed the bid results on site as well.

- Continue to promote the usage of the procurement card within Broome County departments. This will reduce the small dollar amount purchase orders and the use of petty cash. This is a more efficient and less time consuming way to make small or immediate need purchases and travel expenses.
- Continue efforts to expand the annual auction to include even more towns, villages and County departments. The Highway Department site has proved to be the perfect location. It is hoped interest in participation will grow.
- Continue on-site purchasing assistance for all departments on the rules and regulations governing the purchasing of goods and services in accordance with General Municipal Law 103, 104.
- Be proactive in "buying green" products.
- Continue efforts to decrease the amount of scanners, inkjet printers, printers, and copy and fax machines in use throughout the County departments. The cost to Broome County for leases, maintenance, supplies, equipment and energy could be greatly reduced by implementing the use of multi-function machines.
- Continue to train and advise department fiscal personnel in the PeopleSoft system.

16000001 PURCHASING

<u>Title of Position</u>	<u>Grade/Unit</u>	<u>2012 Actuals</u>	<u>As of 8/24/2013 Current Authorized</u>	<u>2014 Requested</u>	<u>2014 Recommended</u>
<u>FULL TIME</u>					
Director of Purchasing	F Admin	0	1	1	1
Purchasing Agent	20 BAPA	1	0	0	0
Senior Buyer	15 BAPA	1	1	1	1
Buyer	14 CSEA	<u>1</u>	<u>1</u>	<u>1</u>	<u>1</u>
Total Full-Time Positions		3	3	3	3
<u>PART TIME</u>					
Total Part-Time Positions		0	0	0	0
TOTAL POSITIONS		3	3	3	3

BROOME COUNTY GOVERNMENT
REVENUE AND APPROPRIATION SUMMARY BY DEPARTMENT

FUND: 1010 General Operating
DEPT: 16000000 Purchasing

Account	2012 Actuals	2013 Budget	2013 YTD Actuals As of 08/28/13	2014 Budget Requested	2014 Budget Recommended
0000005 Fines and Forfeitures					
5000500 FORFEITURE OF DEPOSITS	1,950	1,500	2,215	1,500	1,500
0000005 Fines and Forfeitures Total	1,950	1,500	2,215	1,500	1,500
0000006 Sale of Prop and Comp for Loss					
5000518 SALE OF EQUIPMENT	930	0	0	0	0
0000006 Sale of Prop and Comp for Loss Total	930	0	0	0	0
Rev Totals for Dept: 16000000	2,880	1,500	2,215	1,500	1,500
0000010 Personal Service					
6001000 SALARIES FULL-TIME	144,748	153,969	96,058	157,457	157,457
6001002 SALARIES TEMPORARY	14,292	15,839	5,376	15,839	15,839
0000010 Personal Service Totals	159,040	169,808	101,434	173,296	173,296
0000040 Contractual Expenditures					
6004010 BOOKS AND SUBSCRIPTIONS	79	40	0	40	40
6004012 OFFICE SUPPLIES	676	1,000	288	800	800
6004105 DUES AND MEMBERSHIPS	150	180	150	180	180
6004106 GENERAL OFFICE EXPENSES	130	110	189	110	110
6004137 ADVERTISING AND PROMOTION EXPE	1,628	2,000	757	1,500	1,500
6004138 OTHER OPERATIONAL EXPENSES	383	465	0	465	465
6004161 TRAVEL HOTEL AND MEALS	0	0	263	350	350
6004162 EDUCATION AND TRAINING	0	0	250	350	350
6004196 COPYING MACHINE RENTALS	1,881	1,668	1,065	1,668	1,668
0000040 Contractual Expenditures Totals	4,927	5,463	2,962	5,463	5,463
0000041 Chargeback Expenses					
6004602 INSURANCE PREMIUM CHARGEBACK	183	180	180	157	157
0000041 Chargeback Expenses Totals	183	180	180	157	157

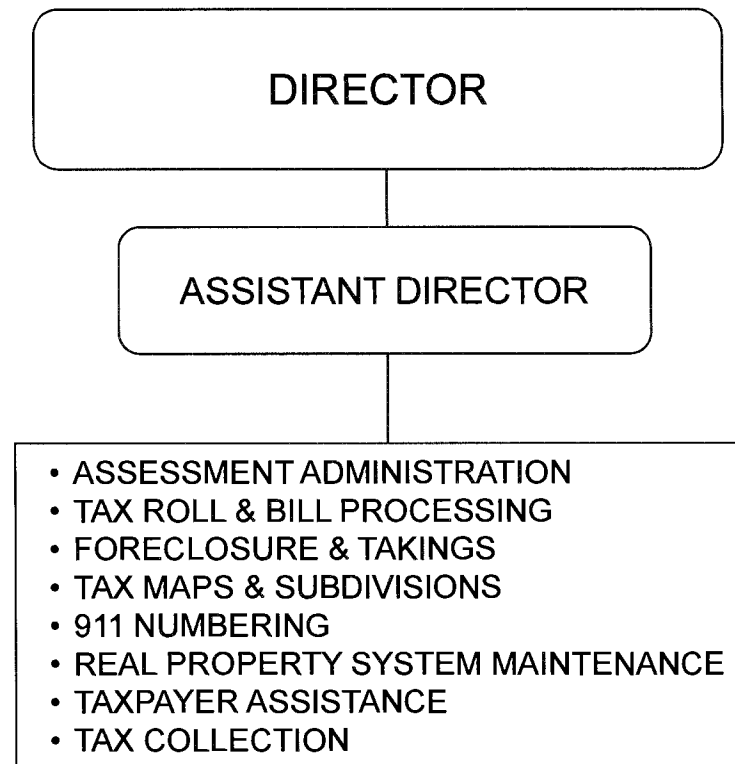
REPORT:BP032

BROOME COUNTY GOVERNMENT
REVENUE AND APPROPRIATION SUMMARY BY DEPARTMENT

FUND: 1010 General Operating
DEPT: 16000000 Purchasing

Account	2012 Actuals	2013 Budget	2013 YTD Actuals As of 08/28/13	2014 Budget Requested	2014 Budget Recommended
0000080 Employee Benefits					
6008001 STATE RETIREMENT	24,703	32,696	20,672	36,058	36,058
6008002 SOCIAL SECURITY	11,624	11,770	7,249	12,045	12,045
6008004 WORKERS COMPENSATION	1,255	1,104	552	1,015	1,015
6008006 LIFE INSURANCE	54	58	30	45	45
6008007 HEALTH INSURANCE	16,162	24,571	15,764	26,182	26,182
6008009 RETIREE HEALTH INSURANCE	37,251	46,352	40,311	64,589	64,589
6008010 DISABILITY INSURANCE	129	129	81	68	68
6008011 UNEMPLOYMENT INSURANCE	129	0	0	0	0
6008013 HEALTH INS - RETIRE INCENTIVE	1,137	2,317	0	0	0
0000080 Employee Benefits Totals	92,444	118,997	84,659	140,002	140,002
Exp Totals for Dept: 16000000	256,594	294,448	189,235	318,918	318,918
Total for Dept: 16000000	-253,714	-292,948	-187,020	-317,418	-317,418

REAL PROPERTY TAX SERVICE



REAL PROPERTY TAX SERVICES

MISSION STATEMENT

Real Property Tax Agency is mandated by State Real Property Tax Law, Section 1530, and is primarily responsible for coordination of assessment administration in the towns, villages and city. Under the Broome County Charter the agency also has tax enforcement and property recording duties. The agency operates with authority under the New York State Real Property Tax Laws and County Charter. Additionally, Section 1184 establishes procedures to collect back taxes through an installment program, which this department administers. Taxes are collected by this department for the Binghamton City school district, the City of Binghamton, and the towns of Kirkwood, Conklin, Dickinson and Union.

DESCRIPTION

Assessment Administration - includes the production of assessor field books, tentative and final assessment rolls, annual assessors reports, annual exemption reports, computation of utility, special franchise, state land and railroad assessments for 16 towns and 3 villages, maintenance of ownership records, assessors training and support, Board of Assessment review training, and tax error investigations for 24 County municipalities.

Tax Roll and Bill Processing – includes tax corrections and refunds, special district relievis, tax roll balancing, collector input, tax rolls and bills for 16 towns, 6 villages and 20 school districts, and special district benefit rolls (450 special districts).

Foreclosure – includes title searching, legal notices, mailings, court appearances, financing accounting, property inspections, tax sale auctions, plus other enforcement duties, on the 86,000 properties in the County dealing, on average, with 800 properties per year.

Taxpayer Assistance – includes helping taxpayers with problems with assessments, correcting errors in property tax bills, problems with tax maps, problems with tax foreclosures as well as answering general assessment administration questions.

Tax Map - includes map changes by deeds including splits, combinations, filing of subdivisions, error investigations, corrections, issuing of maps to 16 towns, 7 villages, etc., sales of maps to public.

County Takings-Social Services Support – includes title searches, preparation of legal papers, vouchers, tax searches, appraisals, court appearances, and record follow-up.

Tax Collection and Investment – includes collecting, posting, balancing daily deposits and investment of collections, plus dealing with taxpayer and escrow companies' problems and reconciliation of tax warrants.

Installment Program – includes the necessary research, implementation, collections, record keeping and statistical analysis to administrate over 500 agreements and also dealing with the public, both those in the program and taxpayers wanting to enter an agreement.

Property Management – includes collection of rents, repairs to maintain the present condition of the property, and deal with tenant issues.

2014 OBJECTIVES

- Work with Information Technology to transfer the stored deed information to a county maintained system.
- Continue the process with state and local representatives toward reaching the goal of a common level of assessment and researching ways to bring about this change in the assessment community.
- Continue acceptance of Credit Card, E-Checks and ACH payments for Installment tax payments.

2014 BUDGET HIGHLIGHTS

- The County now provides the ability for taxpayers to make payments by Credit card and other forms of online payments.
- Continued support to the assessors for updates to the version 4 RPS system including the ability to add photographs to property data information.
- Work with the State ORPT and the Clerks office to institute the paperless 5217 form for property transfers reducing paper copies and improving efficiency of data transfer with the state

17000001 REAL PROPERTY TAX SERVICES

<u>Title of Position</u>	<u>Grade/Unit</u>	<u>2012 Actuals</u>	<u>As of 8/24/2013 Current Authorized</u>	<u>2014 Requested</u>	<u>2014 Recommended</u>
<u>FULL TIME</u>					
Director of Real Property Tax Svcs III	H Admin	1	1	1	1
Assistant Director of Real Property Tax Svcs (40)	20 Admin	1	1	1	1
County Receiver of Taxes (40)	19 BAPA	1	1	1	1
Tax Map Technician (40)	18 CSEA	1	1	1	1
Real Property Appraiser (40)	18 CSEA	2	2	2	2
Real Property Tax Services Specialist (40)	16 CSEA	1	1	1	1
Real Property Tax Service Assistant (40)	14 CSEA	1	2	2	2
Title Searcher/Trainee (40)	10/8 CSEA	1	0	0	0
Senior Clerk (40)	8 CSEA	<u>1</u>	<u>1</u>	<u>1</u>	<u>1</u>
Total Full-Time Positions		10	10	10	10
<u>PART TIME</u>					
Total Part-Time Positions		0	0	0	0
TOTAL POSITIONS		10	10	10	10

BROOME COUNTY GOVERNMENT
REVENUE AND APPROPRIATION SUMMARY BY DEPARTMENT

FUND: 1010 General Operating
DEPT: 17000000 Real Property Tax Services

Account	2012 Actuals	2013 Budget	2013 YTD Actuals As of 08/28/13	2014 Budget Requested	2014 Budget Recommended
0000001 Tax Items					
5000002 GAIN FROM SALE-TAX ACQ PROPERT	1,819,251	1,225,000	958,438	925,000	925,000
5000004 INTEREST & PENAL-REAL PROP TAX	219	0	4,272	0	0
0000001 Tax Items Total	1,819,470	1,225,000	962,710	925,000	925,000
0000002 Departmental Income					
5000185 DATA PROCESSING TAX SERVICES	137,199	119,500	39,006	137,000	137,000
5000222 1% BAIL FEE AIP (A1515)	450	0	0	0	0
5000227 TITLE SEARCH FEES	221,626	230,000	178,640	226,400	226,400
5000426 MISCELLANEOUS	5,153	5,000	4,798	6,000	6,000
5000441 TAX COLLECTION FEES	190,149	165,000	140,905	176,600	176,600
0000002 Departmental Income Total	554,577	519,500	363,349	546,000	546,000
0000003 Use of Money					
5000451 INTEREST AND EARNINGS	12,797	0	4,454	4,000	4,000
5000460 RENTAL OF REAL PROPERTY INDIVI	6,795	10,000	90,704	9,000	9,000
0000003 Use of Money Total	19,592	10,000	95,158	13,000	13,000
0000005 Fines and Forfeitures					
5000500 FORFEITURE OF DEPOSITS	29,575	5,000	2,525	5,000	5,000
0000005 Fines and Forfeitures Total	29,575	5,000	2,525	5,000	5,000
0000006 Sale of Prop and Comp for Loss					
5000517 SALES OF REAL PROPERTY	13,000	0	5,000	0	0
0000006 Sale of Prop and Comp for Loss Total	13,000	0	5,000	0	0
0000008 State Aid					
5000803 PROPERTY TAX ADMINISTRATION	22,970	11,000	5,965	11,000	11,000
0000008 State Aid Total	22,970	11,000	5,965	11,000	11,000

REPORT:BP032

BROOME COUNTY GOVERNMENT
REVENUE AND APPROPRIATION SUMMARY BY DEPARTMENT

FUND: 1010 General Operating
DEPT: 17000000 Real Property Tax Services

Account	2012 Actuals	2013 Budget	2013 YTD Actuals As of 08/28/13	2014 Budget Requested	2014 Budget Recommended
Rev Totals for Dept: 17000000	2,459,184	1,770,500	1,434,707	1,500,000	1,500,000
0000010 Personal Service					
6001000 SALARIES FULL-TIME	456,168	505,192	311,022	519,790	519,790
6001002 SALARIES TEMPORARY	42,430	35,209	24,902	28,245	28,245
6001003 SALARIES OVERTIME	220	0	0	0	0
0000010 Personal Service Totals	498,818	540,401	335,924	548,035	548,035
0000040 Contractual Expenditures					
6004010 BOOKS AND SUBSCRIPTIONS	450	100	0	300	300
6004012 OFFICE SUPPLIES	5,277	6,000	3,304	6,000	6,000
6004056 COMPUTER EQUIPMENT (NON CAPITAL)	588	0	0	0	0
6004100 POSTAGE AND FREIGHT	410	450	450	450	450
6004105 DUES AND MEMBERSHIPS	100	100	400	100	100
6004106 GENERAL OFFICE EXPENSES	6,029	6,300	3,102	6,300	6,300
6004137 ADVERTISING AND PROMOTION EXPE	11,197	11,500	3,791	11,500	11,500
6004138 OTHER OPERATIONAL EXPENSES	906	0	1,733	0	0
6004161 TRAVEL HOTEL AND MEALS	6	160	0	300	300
6004162 EDUCATION AND TRAINING	350	200	0	300	300
6004192 SOFTWARE MAINTENANCE	27,461	31,200	26,295	26,400	26,400
6004194 SOFTWARE RENTAL	24,840	21,700	0	21,700	21,700
6004196 COPYING MACHINE RENTALS	1,446	2,415	1,543	2,415	2,415
6004538 LEGAL CHARGES AND FEES	5,425	3,500	3,900	6,500	6,500
6004584 TAX ACQUIRED PROPERTY EXPENSES	21,971	22,000	29,105	30,000	30,000
0000040 Contractual Expenditures Totals	106,456	105,625	73,623	112,265	112,265
0000041 Chargeback Expenses					
6004602 INSURANCE PREMIUM CHARGEBACK	250	285	285	297	297
6004615 GASOLINE CHARGEBACK	590	1,200	398	1,125	1,125
6004616 FLEET SERVICE CHARGEBACK	1,336	1,890	1,890	2,231	2,231
6004619 BUILDING SERVICE CHARGEBACK	0	1,000	0	1,000	1,000
0000041 Chargeback Expenses Totals	2,176	4,375	2,573	4,653	4,653
0000060 Principal on Indebtedness					

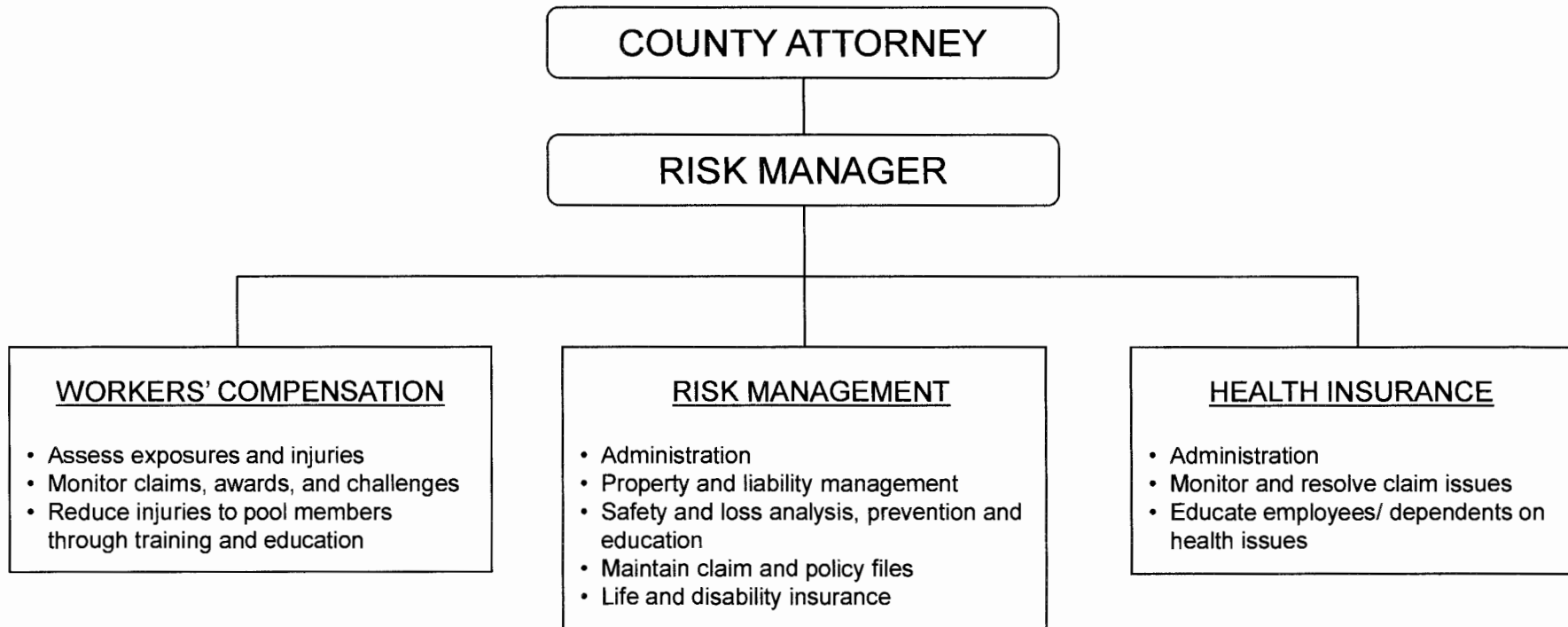
REPORT:BP032

BROOME COUNTY GOVERNMENT
 REVENUE AND APPROPRIATION SUMMARY BY DEPARTMENT

FUND: 1010 General Operating
 DEPT: 17000000 Real Property Tax Services

Account	2012 Actuals	2013 Budget	2013 YTD Actuals As of 08/28/13	2014 Budget Requested	2014 Budget Recommended
6006008 PRINCIPAL ON CAPITAL LEASE	1,197	0	0	0	0
0000060 Principal on Indebtedness Totals	1,197	0	0	0	0
0000070 Interest on Indebtedness					
6007005 INTEREST ON CAPITAL LEASE	259	0	0	0	0
0000070 Interest on Indebtedness Totals	259	0	0	0	0
0000080 Employee Benefits					
6008001 STATE RETIREMENT	82,003	107,351	66,845	116,700	116,700
6008002 SOCIAL SECURITY	36,839	41,341	24,660	41,925	41,925
6008004 WORKERS COMPENSATION	6,459	6,556	3,278	15,192	15,192
6008006 LIFE INSURANCE	178	192	100	150	150
6008007 HEALTH INSURANCE	81,066	91,866	59,841	99,044	99,044
6008009 RETIREE HEALTH INSURANCE	100,414	109,138	72,067	118,317	118,317
6008010 DISABILITY INSURANCE	842	903	569	546	546
6008011 UNEMPLOYMENT INSURANCE	3,519	0	1,315	0	0
6008013 HEALTH INS - RETIRE INCENTIVE	2,709	0	0	0	0
0000080 Employee Benefits Totals	314,029	357,347	228,675	391,874	391,874
Exp Totals for Dept: 17000000	922,935	1,007,748	640,795	1,056,827	1,056,827
Total for Dept: 17000000	1,536,249	762,752	793,912	443,173	443,173

RISK AND INSURANCE



RISK & INSURANCE

Risk Management

MISSION STATEMENT

To maintain an effective program of identifying, controlling, and financing risks to the County.

DESCRIPTION

The Office of Risk and Insurance, as part of the Law Department, is responsible for: (1) risk identification through inspections and review of operations; (2) risk control through enforcement of code and regulatory requirements and recommendations for risk containment; (3) risk financing through commercial, funded, or unfunded programs; (4) transferring risk to vendors by requiring and reviewing vendor insurance; and (5) claim investigation to aid in claim denial, settlement, or defense.

The County has been self-insured since 1979 when it established a Risk Management Office by Local Law 16 of 1979.

2014 OBJECTIVES

- Reaffirm County commitment to reducing the total cost of risk through implementation of various strategies founded in the concepts of enterprise risk management.

2014 BUDGET HIGHLIGHTS

- Continuing budget with appropriate inflationary trends.

18010001 RISK & INSURANCE/Risk Management

18020001

18030001

<u>Title of Position</u>	<u>Grade/Unit</u>	<u>2012 Actuals</u>	<u>As of 8/24/2013 Current Authorized</u>	<u>2014 Requested</u>	<u>2014 Recommended</u>
<u>FULL TIME</u>					
Manager of Risk & Insurance	H Admin	1	1	1	1
Workers' Compensation Analyst	22 Admin	1	1	1	1
Claims Manager(40)	22 Admin	0	0	1	1
Claims Manager(37.5)	22 Admin	1	1	0	0
Safety Specialist	22 Admin	1	1	1	1
Principal Account Clerk	14 Admin	1	1	1	1
Sr Account Clerk(40)	10 Admin	0	0	1	1
Sr Account Clerk(37.5)	10 Admin	<u>1</u>	<u>1</u>	<u>0</u>	<u>0</u>
Total Full-Time Positions		6	6	6	6
<u>PART TIME</u>					
Total Part-Time Positions		0	0	0	0
TOTAL POSITIONS		6	6	6	6

BROOME COUNTY GOVERNMENT
REVENUE AND APPROPRIATION SUMMARY BY DEPARTMENT

FUND: 2090 Self Insurance Operating
DEPT: 18000000 Risk and Insurance

Account	2012 Actuals	2013 Budget	2013 YTD Actuals As of 08/28/13	2014 Budget Requested	2014 Budget Recommended
0000002 Departmental Income					
5000229 BCC CHARGES	66,257	66,207	66,207	75,049	75,049
5000300 WORKERS COMP ADMINISTRATION	195,199	192,264	0	186,145	186,145
5000301 HEALTH CARE ADMINISTRATION	151,328	112,963	0	104,356	104,356
5000306 INSURANCE CHARGEBACK	873,612	973,660	487,472	983,485	983,485
5000320 COUNTY CONTRIBUTION	154,308	180,700	96,110	95,427	95,427
5000406 ACTIVE EMPLOYEE CONTRIBUTION	204,467	235,625	129,717	118,310	118,310
5000426 MISCELLANEOUS	11,416	0	0	0	0
0000002 Departmental Income Total	1,656,587	1,761,419	779,506	1,562,772	1,562,772
0000003 Use of Money					
5000451 INTEREST AND EARNINGS	8,126	11,000	5,275	8,125	8,125
0000003 Use of Money Total	8,126	11,000	5,275	8,125	8,125
0000006 Sale of Prop and Comp for Loss					
5000520 INSURANCE RECOVERIES	28,300	64,495	46,016	53,928	53,928
0000006 Sale of Prop and Comp for Loss Total	28,300	64,495	46,016	53,928	53,928
0000007 Misc Interfund Revenues					
5000530 REFUNDS OF PRIOR YEARS EXPENDI	1,107	12,871	1,166	9,628	9,628
5000534 TRANSFER FROM INSURANCE RESERV	-20	504,787	0	482,485	482,485
0000007 Misc Interfund Revenues Total	1,087	517,658	1,166	492,113	492,113
Rev Totals for Dept: 18000000	1,694,100	2,354,572	831,963	2,116,938	2,116,938
0000010 Personal Service					
6001000 SALARIES FULL-TIME	327,092	323,248	180,224	330,663	330,663
6001002 SALARIES TEMPORARY	23,380	10,732	6,129	7,824	7,824
0000010 Personal Service Totals	350,472	333,980	186,353	338,487	338,487

REPORT:BP032

BROOME COUNTY GOVERNMENT
REVENUE AND APPROPRIATION SUMMARY BY DEPARTMENT

FUND: 2090 Self Insurance Operating
DEPT: 18000000 Risk and Insurance

Account	2012 Actuals	2013 Budget	2013 YTD Actuals As of 08/28/13	2014 Budget Requested	2014 Budget Recommended
0000040 Contractual Expenditures					
6004010 BOOKS AND SUBSCRIPTIONS	474	400	239	400	400
6004012 OFFICE SUPPLIES	398	1,000	444	1,000	1,000
6004045 TRAINING AND EDUCATIONAL SUPPL	330	500	25	500	500
6004054 SAFETY SUPPLIES	1,492	2,000	175	2,000	2,000
6004055 COMPUTER SOFTWARE AND SUPPLIES	594	950	0	0	0
6004056 COMPUTER EQUIPMENT (NON CAPITAL	782	0	580	0	0
6004105 DUES AND MEMBERSHIPS	0	350	100	350	350
6004106 GENERAL OFFICE EXPENSES	30	250	108	250	250
6004160 MILEAGE AND PARKING-LOCAL	43	50	88	50	50
6004161 TRAVEL HOTEL AND MEALS	739	0	474	0	0
6004162 EDUCATION AND TRAINING	265	0	865	0	0
6004169 DAY TRIP MEAL REIMBURSEMENT	32	68	32	68	68
6004196 COPYING MACHINE RENTALS	1,304	1,250	1,271	1,300	1,300
6004200 PROPERTY LOSS	61,585	210,000	89,997	210,000	210,000
6004201 INSURANCE PREMIUMS	189,271	402,125	-6,761	402,125	402,125
6004203 INSURANCE CLAIMS	-1,591,518	400,000	121,569	400,000	400,000
6004204 COMPENSATION CLAIMS	284,520	416,325	123,333	10,000	10,000
6004402 LAB SERVICES	12,072	12,000	6,428	13,000	13,000
6004569 CLAIMS ADMINISTRATION	37,000	37,000	11,750	0	0
6004573 OTHER FEES FOR SERVICES	33,922	50,000	6,921	50,000	50,000
6004597 DISABILITY INSURANCE PREMIUMS	0	0	87,893	218,000	218,000
0000040 Contractual Expenditures Totals	-966,665	1,534,268	445,531	1,309,043	1,309,043
0000041 Chargeback Expenses					
6004601 INDIRECT COSTS	225,774	222,435	0	205,076	205,076
6004602 INSURANCE PREMIUM CHARGEBACK	504	570	570	766	766
6004605 COUNTY ATTORNEY CHARGEBACKS	2,966	6,125	604	6,125	6,125
6004609 DATA PROCESSING CHARGEBACKS	0	0	0	15,588	15,588
6004610 PERSONAL SERVICES CHARGEBACKS	26,000	26,000	0	26,000	26,000
6004615 GASOLINE CHARGEBACK	97	400	0	375	375
6004616 FLEET SERVICE CHARGEBACK	1,336	0	0	0	0
0000041 Chargeback Expenses Totals	256,677	255,530	1,174	253,930	253,930
0000080 Employee Benefits					
6008001 STATE RETIREMENT	57,957	68,378	31,741	57,312	57,312
6008002 SOCIAL SECURITY	25,198	26,848	13,342	25,894	25,894

REPORT:BP032

BROOME COUNTY GOVERNMENT
REVENUE AND APPROPRIATION SUMMARY BY DEPARTMENT

FUND: 2090 Self Insurance Operating
DEPT: 18000000 Risk and Insurance

Account	2012 Actuals	2013 Budget	2013 YTD Actuals As of 08/28/13	2014 Budget Requested	2014 Budget Recommended
6008004 WORKERS COMPENSATION	2,227	2,046	1,023	2,021	2,021
6008006 LIFE INSURANCE	118	115	60	90	90
6008007 HEALTH INSURANCE	68,653	73,407	36,960	62,867	62,867
6008008 OPEB - HEALTH INSURANCE	35,218	0	0	0	0
6008009 RETIREE HEALTH INSURANCE	28,264	60,000	41,348	67,294	67,294
6008013 HEALTH INS - RETIRE INCENTIVE	40,000	0	0	0	0
0000080 Employee Benefits Totals	257,635	230,794	124,474	215,478	215,478
Exp Totals for Dept: 18000000	-101,881	2,354,572	757,532	2,116,938	2,116,938
Total for Dept: 18000000	1,795,981	0	74,431	0	0

RISK & INSURANCE**Health Insurance****MISSION STATEMENT**

To provide a cost effective alternative to commercial health insurance for eligible current and former County employees.

DESCRIPTION

The health insurance fund (established by Resolution 81-298) is an internal services fund providing for claims administrations, in-patient and outpatient medical costs, and prescription coverage.

2014 OBJECTIVES

- Continue exploring cost savings through increased administrative efficiency.

2014 BUDGET HIGHLIGHTS

- Continuing budget with appropriate inflationary trends.

BROOME COUNTY GOVERNMENT
REVENUE AND APPROPRIATION SUMMARY BY DEPARTMENT

FUND: 2080 Health Insurance Operating
DEPT: 18000000 Risk and Insurance

Account	2012 Actuals	2013 Budget	2013 YTD Actuals As of 08/28/13	2014 Budget Requested	2014 Budget Recommended
0000002 Departmental Income					
5000229 BCC CHARGES	7,234,363	7,640,578	4,813,690	8,243,680	8,243,680
5000233 PART D MEDICARE CREDITS	46,503	744,000	0	0	0
5000320 COUNTY CONTRIBUTION	26,991,805	28,294,846	18,602,596	30,284,951	30,284,951
5000406 ACTIVE EMPLOYEE CONTRIBUTION	3,249,928	3,642,747	2,358,030	4,121,488	4,121,488
5000407 RETIREE CONTRIBUTION	1,647,194	1,618,356	1,056,463	1,810,804	1,810,804
5000408 SURVIVOR & VESTED CONTRIBUTION	269,943	298,128	163,410	320,160	320,160
5000409 COBRA CONTRIBUTION	37,621	29,000	28,035	38,034	38,034
0000002 Departmental Income Total	39,477,357	42,267,655	27,022,224	44,819,117	44,819,117
0000003 Use of Money					
5000451 INTEREST AND EARNINGS	16,903	16,000	12,410	16,000	16,000
0000003 Use of Money Total	16,903	16,000	12,410	16,000	16,000
0000007 Misc Interfund Revenues					
5000530 REFUNDS OF PRIOR YEARS EXPENDI	50,281	0	619	0	0
5000542 PRESCRIPTION REBATES	1,223,691	1,350,000	203,696	950,000	950,000
0000007 Misc Interfund Revenues Total	1,273,972	1,350,000	204,315	950,000	950,000
0000009 Federal Aid					
5000958 PART D MEDICARE CREDITS	0	0	0	760,000	760,000
5000959 EGWP SUBSIDY	0	0	0	1,110,000	1,110,000
0000009 Federal Aid Total	0	0	0	1,870,000	1,870,000
Rev Totals for Dept: 18000000	40,768,232	43,633,655	27,238,949	47,655,117	47,655,117
0000040 Contractual Expenditures					
6004010 BOOKS AND SUBSCRIPTIONS	0	199	0	199	199
6004012 OFFICE SUPPLIES	507	950	195	950	950
6004105 DUES AND MEMBERSHIPS	0	100	0	100	100
6004150 CASE ASSESSMENT	225,272	225,272	131,409	236,536	236,536

REPORT:BP032

BROOME COUNTY GOVERNMENT
REVENUE AND APPROPRIATION SUMMARY BY DEPARTMENT

FUND: 2080 Health Insurance Operating
DEPT: 18000000 Risk and Insurance

Account	2012 Actuals	2013 Budget	2013 YTD Actuals As of 08/28/13	2014 Budget Requested	2014 Budget Recommended
6004161 TRAVEL HOTEL AND MEALS	0	0	0	1,500	1,500
6004168 OTHER PERSONAL EXPENSES	1,188	1,320	792	1,188	1,188
6004207 PRESCRIPTION DRUGS	12,698,038	13,727,334	7,154,817	14,083,260	14,083,260
6004208 MEDICAL CARE	7,917,614	8,917,544	5,611,044	9,526,060	9,526,060
6004209 HOSPITAL CARE	11,248,724	12,669,345	7,971,730	13,533,877	13,533,877
6004211 PART C PREMIUMS	792,704	1,126,902	683,068	1,294,524	1,294,524
6004257 SERVICES TO PARTICIPANTS	8,508,083	9,336,351	6,220,445	10,054,620	10,054,620
6004403 MEDICARE CREDITS	135,678	133,848	84,256	127,670	127,670
6004503 ACTUARY CONSULTANT	79,250	100,000	38,438	100,000	100,000
6004507 ACA PCORI FEE	0	0	4,175	8,600	8,600
6004508 ACA REINSURANCE FEE	0	0	0	270,900	270,900
6004569 CLAIMS ADMINISTRATION	708,422	727,094	424,121	749,895	749,895
6004573 OTHER FEES FOR SERVICES	54,720	54,720	36,480	54,720	54,720
0000040 Contractual Expenditures Totals	42,370,200	47,020,979	28,360,970	50,044,599	50,044,599
0000041 Chargeback Expenses					
6004605 COUNTY ATTORNEY CHARGEBACKS	4,191	35,000	2,018	35,000	35,000
6004610 PERSONAL SERVICES CHARGEBACKS	189,808	159,949	0	146,133	146,133
6004614 OTHER CHARGEBACK EXPENSES	4,000	4,000	0	4,000	4,000
0000041 Chargeback Expenses Totals	197,999	198,949	2,018	185,133	185,133
Exp Totals for Dept: 18000000	42,568,199	47,219,928	28,362,988	50,229,732	50,229,732
Total for Dept: 18000000	-1,799,967	-3,586,273	-1,124,039	-2,574,615	-2,574,615

RISK & INSURANCE

Workers' Compensation

MISSION STATEMENT

To provide a professionally managed Workers' Compensation program for Broome County and participating municipalities in accordance with Local Laws 1-1956 & 10-1974.

DESCRIPTION

- Provides claims administration and pays all Workers' Compensation indemnity and medical claims as well as state assessments.
- Processes all requests for coverage under the 207-C General Municipal Law arranges hearings and reviews determinations when appropriate.
- Processes claims for the County as well as 14 participating municipalities. Cost for the County and participating municipalities are levied by Resolution.
- It is accounted for as an Internal Service Fund and was established in 1956 by Local Law 1 of 1956.

2014 OBJECTIVES

- Review of safety program including prevention and post accident review. Monitor departments closely for chronic injuries or dramatic increases in injuries. Increase use of vocational rehabilitation services to assist permanently injured employees in returning to gainful employment.
- Utilize newly implemented Medical Treatment Guidelines to provide the appropriate medical care to the claimants and control costs.
- Keep updated on all proposed legislation that may have a financial impact on our program.

2014 BUDGET HIGHLIGHTS

- Workers' Compensation Average Weekly Wage Change resulting in an increase in the maximum benefit from \$792.07 per week to \$803.21 per week effective 7/1/13. The weekly maximum rate has increased from \$400 per week to \$803.21 per week since 2007. The Workers' Compensation Board also increased the minimum weekly rate from \$100 per week to \$150 per week effective 5/1/13. This change will result in increased costs to the County departments who employ seasonal and part time workers.
- Workers' Compensation reform mandating settlements within two years of a claim (for any cases after 7/07) resulting in the greater possibility of large payments of indemnity over a shorter period of time.
- Reform increasing the medical fee schedule for reimbursement to providers for evaluation and management and chiropractic care. This new fee schedule was put into practice effective December 1, 2010 along with the Medical Treatment Guidelines.

REPORT:BP032

BROOME COUNTY GOVERNMENT
REVENUE AND APPROPRIATION SUMMARY BY DEPARTMENT

FUND: 2100 Workers Comp Operating
DEPT: 18000000 Risk and Insurance

Account	2012 Actuals	2013 Budget	2013 YTD Actuals As of 08/28/13	2014 Budget Requested	2014 Budget Recommended
0000002 Departmental Income					
5000229 BCC CHARGES	229,241	253,149	253,149	256,020	256,020
5000300 WORKERS COMP ADMINISTRATION	43,017	26,000	0	29,000	29,000
5000320 COUNTY CONTRIBUTION	2,029,351	2,123,310	1,061,655	2,181,327	2,181,327
5000334 WORKERS COMPENSATION - OTHER G	164,223	130,000	0	145,000	145,000
5000405 PARTICIPANTS ASSESSMENTS	663,663	716,029	716,028	694,486	694,486
0000002 Departmental Income Total	3,129,495	3,248,488	2,030,832	3,305,833	3,305,833
0000003 Use of Money					
5000451 INTEREST AND EARNINGS	5,248	3,000	3,824	5,250	5,250
0000003 Use of Money Total	5,248	3,000	3,824	5,250	5,250
0000007 Misc Interfund Revenues					
5000530 REFUNDS OF PRIOR YEARS EXPENDI	243,889	200,000	221,716	215,000	215,000
5000534 TRANSFER FROM INSURANCE RESERV	0	200,000	0	200,000	200,000
0000007 Misc Interfund Revenues Total	243,889	400,000	221,716	415,000	415,000
Rev Totals for Dept: 18000000	3,378,632	3,651,488	2,256,372	3,726,083	3,726,083
0000040 Contractual Expenditures					
6004010 BOOKS AND SUBSCRIPTIONS	70	85	72	85	85
6004012 OFFICE SUPPLIES	0	200	0	200	200
6004041 PHOTOGRAPHIC SUPPLIES	0	100	0	100	100
6004048 MISC OPERATIONAL SUPPLIES	0	250	48	250	250
6004054 SAFETY SUPPLIES	0	335	0	335	335
6004100 POSTAGE AND FREIGHT	0	75	0	75	75
6004105 DUES AND MEMBERSHIPS	55	55	55	55	55
6004106 GENERAL OFFICE EXPENSES	0	250	0	250	250
6004150 CASE ASSESSMENT	31,500	33,075	16,538	34,729	34,729
6004161 TRAVEL HOTEL AND MEALS	627	850	534	850	850
6004204 COMPENSATION CLAIMS	1,078,178	1,340,000	738,074	1,320,000	1,320,000
6004205 MEDICAL CARE AND TREATMENT-COM	1,008,353	920,000	468,257	925,000	925,000
6004206 STATE WORKERS COMP ASSESSMENT	480,323	550,000	482,011	575,000	575,000

BROOME COUNTY GOVERNMENT
 REVENUE AND APPROPRIATION SUMMARY BY DEPARTMENT

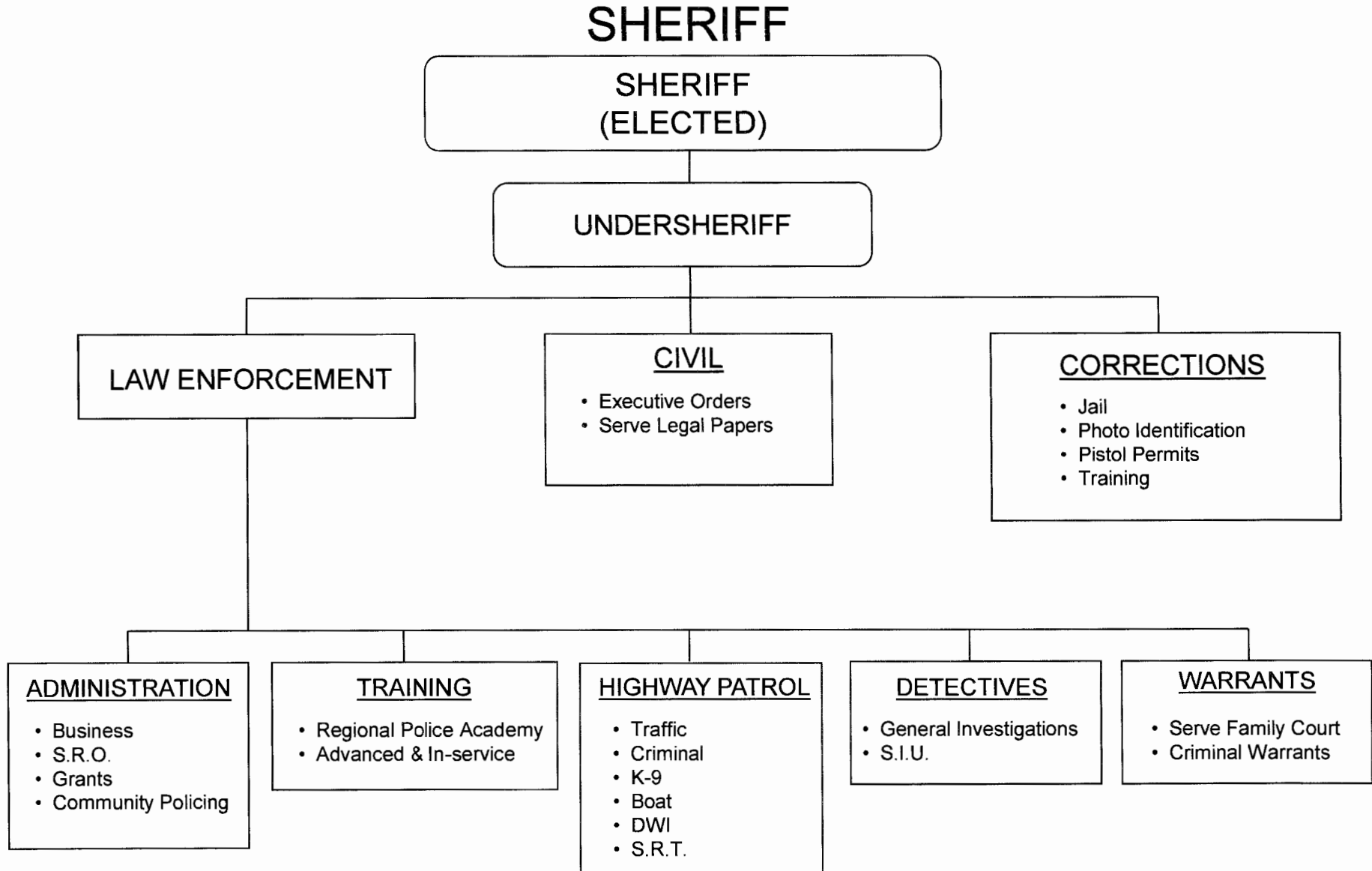
FUND: 2100 Workers Comp Operating
 DEPT: 18000000 Risk and Insurance

Account	2012 Actuals	2013 Budget	2013 YTD Actuals As of 08/28/13	2014 Budget Requested	2014 Budget Recommended
6004210 SETTLEMENT PAYMENTS	55,000	125,000	65,000	175,000	175,000
6004538 LEGAL CHARGES AND FEES	23,999	33,000	9,482	33,000	33,000
6004569 CLAIMS ADMINISTRATION	79,800	83,790	25,861	86,198	86,198
6004573 OTHER FEES FOR SERVICES	0	22,500	0	23,577	23,577
6004582 JUDGEMENTS AND CLAIMS	206,824	310,000	233,701	325,000	325,000
0000040 Contractual Expenditures Totals	2,964,729	3,419,565	2,039,633	3,499,704	3,499,704
0000041 Chargeback Expenses					
6004601 INDIRECT COSTS	0	5,000	0	5,000	5,000
6004604 DPW SECURITY CHARGEBACKS	16,794	22,500	0	21,423	21,423
6004610 PERSONAL SERVICES CHARGEBACKS	195,199	192,264	0	186,146	186,146
6004614 OTHER CHARGEBACK EXPENSES	11,410	12,159	4,494	13,810	13,810
0000041 Chargeback Expenses Totals	223,403	231,923	4,494	226,379	226,379
0000080 Employee Benefits					
6008005 WORKERS COMP LT LIABILITY	228,778	0	0	0	0
0000080 Employee Benefits Totals	228,778	0	0	0	0
Exp Totals for Dept: 18000000	3,416,910	3,651,488	2,044,127	3,726,083	3,726,083
Total for Dept: 18000000	-38,278	0	212,245	0	0

**THIS PAGE IS
INTENTIONALLY LEFT BLANK**

PUBLIC SAFETY

<u>DEPARTMENT/DIVISION</u>	<u>PAGE</u>
Sheriff	
Corrections	156
Law Enforcement	163
Emergency Services	
Operations	170
911—Emergency Services	175
Medical Training	181
Probation	
Probation	185
PINS	191
Security (DPW)	195
STOP-DWI	202



SHERIFF Corrections

MISSION STATEMENT

The Corrections Division is required to comply with NYS Correction Law, Title IX of Executive Law Part 7000 (NYSCOC Minimum Standards) and NYS Sheriff's Association Accreditation Standards. The Corrections Division shall operate in compliance with applicable Federal laws and both Federal and NYS case law.

DESCRIPTION

The Corrections Division operates the Broome County Sheriff's Correctional Facility located at 155 Lt. VanWinkle Dr., Binghamton, NY. Inmate supervision is accomplished through "direct supervision" management requiring Corrections Officers to constantly intermingle with offenders. This management concept has resulted in lower costs to the County in terms of vandalism, injuries and other factors associated with jail operations.

Facility capacity is currently 536 beds.

2014 OBJECTIVES

The Sheriff's Office has requested the following enhancements to the 2014 Budget:

- Continue to increase effectiveness of the Corrections Division through: Federal and NYS case law.
- Continue the use of double celling to control costs.
- Use of cell space to generate revenue through the US Marshall's Service and INS.
- Continued tracking of NYS reimbursement and compliance with law regarding the reimbursements and removal from County custody of State-Ready inmates.

- Continue internal programs to impact local criminal recidivism while maintaining current budgetary spending.

2014 BUDGET HIGHLIGHTS

- Maintain current spending trend, while continuing to generate revenue to offset operational cost.
- Continue to work with Medical services vendor in controlling costs and associated increases.

23010003 SHERIFF/Corrections

<u>Title of Position</u>	<u>Grade/Unit</u>	<u>2012 Actuals</u>	<u>As of 8/24/2013 Current Authorized</u>	<u>2014 Requested</u>	<u>2014 Recommended</u>
<u>FULL TIME</u>					
Correction Major	28 BAPA	1	1	1	1
Correction Captain	26 BAPA	1	1	1	1
Correction Lieutenant	AFSCME	5	5	5	5
Correction Sergeant	AFSCME	16	16	16	16
Correction Officer *	AFSCME	138	138	138	138
Inmate Records Clerk	10 CSEA	1	1	1	1
Keyboard Specialist	8 CSEA	1	1	1	1
Clerk	6 CSEA	2	2	2	2
Laundry Worker	6 CSEA	1	1	1	1
Library Clerk	5 CSEA	1	1	1	1
Total Full-Time Positions		167	167	167	167
<u>PART TIME</u>					
Chaplain	NA	2	2	2	2
Total Part-Time Positions		2	2	2	2
TOTAL POSITIONS		169	169	169	169

* One position unfunded since 2012

BROOME COUNTY GOVERNMENT
 REVENUE AND APPROPRIATION SUMMARY
 BY DEPARTMENT AND DIVISION

FUND: 1010 General Operating
 DEPT: 23000000 Sheriff
 DIV: 01 Sheriff-Corrections

Account	2012 Actuals	2013 Budget	2013 YTD Actuals As of 08/28/13	2014 Budget Requested	2014 Budget Recommended
23000000 Sheriff					
0000002 Departmental Income					
5000114 SHERIFF ID FEES	8,672	8,000	6,260	10,000	10,000
5000208 RESTITUTION/REPARATION SURCHAR	6,858	5,000	4,010	7,000	7,000
5000323 OTHER LOCAL GOVERNMENTS	0	0	1,020	3,000	3,000
0000002 Departmental Income Totals	15,530	13,000	11,290	20,000	20,000
0000003 Use of Money					
5000451 INTEREST AND EARNINGS	10	0	0	0	0
0000003 Use of Money Totals	10	0	0	0	0
0000004 Licenses and Permits					
5000480 PISTOL PERMITS	28,368	20,000	32,901	40,000	40,000
0000004 Licenses and Permits Totals	28,368	20,000	32,901	40,000	40,000
0000007 Misc Interfund Revenues					
5000530 REFUNDS OF PRIOR YEARS EXPENDI	24,477	0	0	0	0
5000534 TRANSFER FROM INSURANCE RESERV	8,185	10,612	11,389	0	0
0000007 Misc Interfund Revenues Totals	32,662	10,612	11,389	0	0
0000008 State Aid					
5000808 OTHER STATE AID	0	0	1,400	0	0
5000816 FELONY PRISONERS	18,616	8,700	9,497	10,000	10,000
5000853 MEDICAL ASSISTANCE	24,977	0	22,544	0	0
0000008 State Aid Totals	43,593	8,700	33,441	10,000	10,000
0000009 Federal Aid					
5000922 OTHER FEDERAL AID	31,595	42,500	29,200	44,000	44,000
5000923 MEDICAL ASSISTANCE	24,978	0	22,545	0	0
5000948 U. S. MARSHALL JAIL FACILITY	501,766	600,000	244,722	450,000	450,000
0000009 Federal Aid Totals	558,339	642,500	296,467	494,000	494,000

REPORT:BP033

BROOME COUNTY GOVERNMENT
 REVENUE AND APPROPRIATION SUMMARY
 BY DEPARTMENT AND DIVISION

FUND: 1010 General Operating
 DEPT: 23000000 Sheriff
 DIV: 01 Sheriff-Corrections

Account	2012 Actuals	2013 Budget	2013 YTD Actuals As of 08/28/13	2014 Budget Requested	2014 Budget Recommended
Rev Total for Div: 2301	678,502	694,812	385,488	564,000	564,000
0000010 Personal Service					
6001000 SALARIES FULL-TIME	9,244,533	9,866,780	5,823,978	10,200,103	10,200,103
6001001 SALARIES PART-TIME	10,994	27,175	7,720	27,311	27,311
6001002 SALARIES TEMPORARY	37,914	40,000	22,226	59,573	59,573
6001003 SALARIES OVERTIME	1,131,751	1,400,000	830,863	1,442,019	1,442,019
6001004 SALARIES SHIFT DIFFERENTIAL	145,159	145,000	88,086	145,000	145,000
6001005 DISABILITY 207C	4,016	0	5,244	185,582	185,582
6001008 STAND-BY PAY	333	0	1,025	0	0
6001009 OTHER PERSONNEL SERVICES	32,283	35,000	67	35,400	35,400
6001012 HOLIDAY OVERTIME PAY	513,452	520,000	259,374	520,000	520,000
0000010 Personal Service Totals	11,120,435	12,033,955	7,038,583	12,614,988	12,614,988
0000020 Equipment and Capital Outlay					
6002503 COMPUTER EQUIPMENT	0	0	0	14,663	14,663
6002604 BUILDING AND GROUNDS EQUIPMENT	0	0	0	9,000	0
0000020 Equipment and Capital Outlay Totals	0	0	0	23,663	14,663
0000040 Contractual Expenditures					
6004010 BOOKS AND SUBSCRIPTIONS	6,671	0	6,583	1,000	1,000
6004012 OFFICE SUPPLIES	15,693	16,000	9,521	15,000	15,000
6004021 BLDG MAINTENANCE SUPPLIES	7,182	10,000	2,591	10,000	10,000
6004023 BLDG AND GROUNDS SUPPLIES	19,519	17,365	8,766	17,500	17,500
6004032 HSLD LAUNDRY & CLEANING SUPPLI	40,000	35,000	37,420	50,000	50,000
6004033 CLOTHING AND INMATE SUPPLIES	66,458	57,000	63,439	60,000	60,000
6004041 PHOTOGRAPHIC SUPPLIES	5,432	4,000	3,244	3,500	3,500
6004044 QUARTERMASTER SUPPLIES	671	16,681	4,935	15,000	15,000
6004045 TRAINING AND EDUCATIONAL SUPPL	1,721	20,572	1,211	20,000	20,000
6004046 GAS OIL GREASE AND DIESEL FUEL	2,867	4,000	-467	4,000	4,000
6004048 MISC OPERATIONAL SUPPLIES	10,365	15,000	11,173	15,000	15,000
6004053 RECREATIONAL AND ACTIVITY SUPP	0	200	0	200	200
6004055 COMPUTER SOFTWARE AND SUPPLIES	0	5,000	0	5,000	5,000
6004056 COMPUTER EQUIPMENT (NON CAPITAL	5,951	6,000	2,443	6,000	6,000
6004061 ENVIRONMENTAL HEALTH SUPPLIES	2,112	8,000	1,184	4,000	4,000

BROOME COUNTY GOVERNMENT
 REVENUE AND APPROPRIATION SUMMARY
 BY DEPARTMENT AND DIVISION

FUND: 1010 General Operating
 DEPT: 23000000 Sheriff
 DIV: 01 Sheriff-Corrections

Account	2012 Actuals	2013 Budget	2013 YTD Actuals As of 08/28/13	2014 Budget Requested	2014 Budget Recommended
6004062 MEDICAL LAB & CLINIC SUPPLIES	3,550	3,070	2,010	3,100	3,100
6004063 PRESCRIPTION DRUGS	0	1,000	0	3,000	3,000
6004100 POSTAGE AND FREIGHT	32	300	49	200	200
6004105 DUES AND MEMBERSHIPS	3,346	3,370	200	3,370	3,370
6004106 GENERAL OFFICE EXPENSES	240	540	455	540	540
6004117 BUILDING AND GROUNDS EXPENSES	14,662	25,750	17,640	26,250	26,250
6004121 LAUNDRY AND DRY CLEANING EXPEN	13,736	15,687	6,346	15,000	15,000
6004123 MEDICAL HOSPITAL AND LAB EXPEN	949	2,000	-1,333	1,500	1,500
6004124 INMATE EXPENSE-OTHER FACILITIE	250,114	120,000	18,880	120,000	120,000
6004125 RELIGIOUS EXPENSES	72,099	72,099	42,058	72,099	72,099
6004131 PHOTOGRAPHIC EXPENSES	0	200	0	100	100
6004136 OPERATIONAL EQUIPMENT REPAIRS	6,384	6,000	3,211	6,000	6,000
6004138 OTHER OPERATIONAL EXPENSES	7,715	13,000	0	12,600	12,600
6004161 TRAVEL HOTEL AND MEALS	691	2,000	656	2,000	2,000
6004162 EDUCATION AND TRAINING	312	2,000	80	2,000	2,000
6004165 ADVISORY BD/TRUSTEES EXPENSES	750	1,000	0	1,000	1,000
6004168 OTHER PERSONAL EXPENSES	162	250	60	300	300
6004169 DAY TRIP MEAL REIMBURSEMENT	2,590	4,000	2,154	3,500	3,500
6004192 SOFTWARE MAINTENANCE	14,397	9,361	5,329	13,169	13,169
6004196 COPYING MACHINE RENTALS	4,021	5,100	4,303	5,880	5,880
6004200 PROPERTY LOSS	7,985	4,112	4,889	0	0
6004203 INSURANCE CLAIMS	200	6,500	6,500	0	0
6004402 LAB SERVICES	21	1,000	0	500	500
6004406 MEDICAL AND HOSPITAL SERVICES	285,027	246,009	45,243	230,000	230,000
6004411 PHYSICIAN SERVICES	15,380	18,400	5,000	18,000	18,000
6004413 OTHER HEALTH AND MEDICAL SERVI	2,766,086	3,004,702	2,087,553	2,955,920	2,955,920
6004573 OTHER FEES FOR SERVICES	1,117	5,000	166	3,000	3,000
6004593 OTHER GOVERNMENTS PAYMENTS	76,336	142,479	110,024	600,000	600,000
0000040 Contractual Expenditures Totals	3,732,544	3,929,747	2,513,516	4,325,228	4,325,228
0000041 Chargeback Expenses					
6004609 DATA PROCESSING CHARGEBACKS	0	25,000	25,000	25,000	25,000
6004614 OTHER CHARGEBACK EXPENSES	57,142	64,882	28,368	56,313	56,313
6004625 FOOD SERVICE CHARGEBACKS	1,661,577	1,802,393	931,479	1,857,672	1,857,672
0000041 Chargeback Expenses Totals	1,718,719	1,892,275	984,847	1,938,985	1,938,985
0000060 Principal on Indebtedness					
6006008 PRINCIPAL ON CAPITAL LEASE	1,820	0	0	0	0

REPORT:BP033

BROOME COUNTY GOVERNMENT
REVENUE AND APPROPRIATION SUMMARY
BY DEPARTMENT AND DIVISION

FUND: 1010 General Operating
DEPT: 23000000 Sheriff
DIV: 01 Sheriff-Corrections

Account	2012 Actuals	2013 Budget	2013 YTD Actuals As of 08/28/13	2014 Budget Requested	2014 Budget Recommended
0000060 Principal on Indebtedness Totals	1,820	0	0	0	0
0000070 Interest on Indebtedness					
6007005 INTEREST ON CAPITAL LEASE	276	0	0	0	0
0000070 Interest on Indebtedness Totals	276	0	0	0	0
0000080 Employee Benefits					
6008001 STATE RETIREMENT	2,067,469	2,516,448	1,582,627	2,712,659	2,712,659
6008002 SOCIAL SECURITY	818,784	912,285	517,966	950,867	950,867
6008004 WORKERS COMPENSATION	220,870	251,035	125,518	277,868	277,868
6008006 LIFE INSURANCE	3,086	3,154	1,587	2,490	2,490
6008007 HEALTH INSURANCE	1,824,190	1,966,837	1,196,069	2,123,859	2,123,859
6008009 RETIREE HEALTH INSURANCE	486,334	551,892	379,314	619,623	619,623
6008010 DISABILITY INSURANCE	20,649	21,312	12,708	18,006	18,006
6008013 HEALTH INS - RETIRE INCENTIVE	12,506	0	0	0	0
0000080 Employee Benefits Totals	5,453,888	6,222,963	3,815,789	6,705,372	6,705,372
0000090 Transfers					
6009002 TRANSFER TO GRANT FUND	0	0	0	42,831	42,831
0000090 Transfers Totals	0	0	0	42,831	42,831
Exp Total for Div: 2301	22,027,682	24,078,940	14,352,735	25,651,067	25,642,067
Total for Div: 23000000	-21,349,180	-23,384,128	-13,967,247	-25,087,067	-25,078,067

SHERIFF

Law Enforcement includes

Administration

Highway Patrol

Training & Crime Prevention

Detectives Unit

Civil

MISSION STATEMENT

The Office of the Sheriff, in order to meet its responsibilities to the public, establishes the following as a statement of commitment. It is the mission of the Office of the Sheriff to:

- Enforce, fairly and impartially, all duly constituted laws of the State of New York and the County of Broome.
- Investigate, identify, apprehend and assist in the prosecution of offenders using modern police methods and technologies.
- Respond quickly, efficiently and professionally to all reported crimes, emergencies, disasters and any other situation required by the public.
- Securely, safely and humanely keep all prisoners committed to the custody of the Sheriff, and to offer those offenders opportunities for self-improvement.
- Offer all employees the ability to improve their performance and experience through professional training while providing the public opportunities of involvement and education.
- Promulgate a safe work environment within the confines of the nature of the work.
- Cooperate with surrounding police and correctional agencies in training and enforcement in order to create an improved criminal justice system.
- Cooperate with all county agencies to improve the County and community while providing services at a cost-effective level.

DESCRIPTION

The Administration Division enforces Broome County's policies and procedures governing intake and distribution of funds on behalf of the Sheriff's Office and all purchasing operations for the department as well as Workers' Compensation claims. Inmate and commissary records are kept in balance according to bookkeeping rules and regulations.

The Highway Patrol Division is responsible 24 hours a day for patrolling 350 miles of county roads, 1008 miles of state highways and 927 miles of town roads. Patrol is the primary law enforcement for 52% of the residents of Broome County. It serves as the primary backup for five municipal agencies within Broome County.

The Detective Division is responsible for the investigation of crimes as well as matters that cannot be effectively investigated by the Patrol Division members due to their complexity. It is responsible for initiation of investigations pertaining to narcotics trafficking and vice related crimes. Detectives interview suspects, witnesses and informants with the objective of developing information on reported or suspected criminal activity. Detectives are also responsible for the preparation and submission of case reports for prosecution. Detectives work closely with the Broome County District Attorney's Office as well as local, state and federal agencies to solve crimes and apprehend offenders. The division is also responsible for the management and execution of arrest warrants issued by Broome County Supreme Court, Family Court, and local criminal courts throughout the county and the extradition of prisoners from other states.

The Training & Crime Prevention Division The Training Academy provides for all State mandated and in-service training within the Broome County Sheriff's Office. The Academy also serves as the central training point for Zone 6, which encompasses (40) police agencies in a seven (7) county region. Training conducted at the Academy includes: firearms, defensive tactics, instructor development, breath test operator, radar operator, supervisor school, basic corrections and recruit schools, in-service schools and seminars on numerous topics. The Academy is dedicated to maintaining the highest level of training available to the law enforcement officers that serve our community.

The Civil Division is mandated to serve and execute all decisions handed down by the courts. Included but not limited to sheriff sales, income and property executions, evictions, summons and complaints, subpoenas, order of seizures, warrants, temporary orders of protection and personal services (Juvenile neglect and abuse).

The Civil Division serves all types of civil process, family court orders and civil arrest. They maintain records for the courts. Input services of temporary orders of protection into the computer. Maintain appropriate records into the computer. Enforce the laws as they apply to the Civil Practice Law and Rules (CPLR), Family Court Act (FCA) and Real Property Law (RPL).

2014 OBJECTIVES

The Sheriff's Office has requested the following enhancements to the 2014 Budget:

Administration

- Maintain current services

Highway Patrol

- Continue providing effective Law Enforcement services to the residents of Broome County

Detective

- Maintain current services

Training & Crime Prevention

- Increase the number of Law Enforcement Agencies who rely on the Broome County Law Enforcement Academy for all phases of their employee training.
- Increase the number of seminars and in-service training schools that are offered at no cost to the Academy.

Civil

- Continue budget from 2013

2014 BUDGET HIGHLIGHTS

Administration

- Maintain current services

Highway Patrol

- Maintain current level of services

Detectives Unit

- Maintain current level of Services

Training & Crime Prevention

- Upgrade training aides
- Maintain current level of services

Civil Division

- Maintain current level of services

23020103 SHERIFF/Law Enforcement
 23020203
 23020303
 23020403
 23020503

<u>Title of Position</u>	<u>Grade/Unit</u>	<u>2012 Actuals</u>	<u>As of 8/24/2013 Current Authorized</u>	<u>2014 Requested</u>	<u>2014 Recommended</u>
<u>FULL TIME</u>					
Sheriff	Elected	1	1	1	1
Undersheriff	G Admin	1	1	1	1
Deputy Sheriff Captain	28 BAPA	1	1	1	1
Chief Civil Deputy	26 Admin	1	1	1	1
Civil Deputy	19 Admin	2	2	2	2
Secretary to Sheriff	14 Admin	1	1	1	1
Fiscal Manager	17 BAPA	1	1	1	1
Deputy Sheriff Lieutenant	AFSCME	1	1	1	1
Deputy Sheriff Detective Sergeant	AFSCME	2	2	2	2
Deputy Sheriff Sergeant	AFSCME	7	7	7	7
Deputy Sheriff Detective	AFSCME	10	10	10	10
Deputy Sheriff	AFSCME	30	30	30	30
Principal Account Clerk	13 CSEA	1	1	1	1
Senior Account Clerk Typist	9 CSEA	1	1	1	1
Keyboard Specialist	8 CSEA	3	3	3	3
Stenographic Specialist	4 CSEA	1	0	0	0
Account Clerk	7 CSEA	0	1	1	1
Account Clerk Typist	7 CSEA	<u>2</u>	<u>2</u>	<u>2</u>	<u>2</u>
Total Full-Time Positions		66	66	66	66
<u>PART TIME</u>					
Stenographic Specialist	4 CSEA	<u>1</u>	<u>1</u>	<u>0</u>	<u>0</u>
Total Part-Time Positions		1	1	0	0
TOTAL POSITIONS		67	67	66	66

REPORT:BP033

BROOME COUNTY GOVERNMENT
 REVENUE AND APPROPRIATION SUMMARY
 BY DEPARTMENT AND DIVISION

FUND: 1010 General Operating
 DEPT: 23000000 Sheriff
 DIV: 02 Sheriff-Law Enforcement

Account	2012 Actuals	2013 Budget	2013 YTD Actuals As of 08/28/13	2014 Budget Requested	2014 Budget Recommended
0000002 Departmental Income					
5000113 SHERIFF FEES	460,629	507,340	308,443	522,776	522,776
5000115 RECORD MONEY	1,590	1,700	996	1,700	1,700
5000117 OTHER PUB SAFETY DEPT INCOME	9,722	28,015	3,460	28,305	28,305
5000333 OTHER DEPARTMENTAL CHARGEBACK	6,338	12,000	12,818	10,000	10,000
0000002 Departmental Income Totals	478,279	549,055	325,717	562,781	562,781
0000006 Sale of Prop and Comp for Loss					
5000510 SALE OF SCRAP & EXCESS MATERIA	1,300	0	0	0	0
5000518 SALE OF EQUIPMENT	11,807	0	0	0	0
0000006 Sale of Prop and Comp for Loss Totals	13,107	0	0	0	0
0000007 Misc Interfund Revenues					
5000530 REFUNDS OF PRIOR YEARS EXPENDI	97,459	0	17,078	0	0
5000534 TRANSFER FROM INSURANCE RESERV	12,815	2,087	2,087	0	0
5000545 CREDIT CARD REBATES	636	0	0	0	0
5000563 TRANSFER FROM CAPITAL FUND	-29,636	0	0	0	0
0000007 Misc Interfund Revenues Totals	81,274	2,087	19,165	0	0
0000008 State Aid					
5000808 OTHER STATE AID	1,727	0	0	0	0
0000008 State Aid Totals	1,727	0	0	0	0
Rev Total for Div: 2302	574,387	551,142	344,882	562,781	562,781
0000010 Personal Service					
6001000 SALARIES FULL-TIME	3,883,969	3,927,798	2,452,529	4,037,457	4,037,457
6001002 SALARIES TEMPORARY	32,734	29,689	11,221	29,828	29,828
6001003 SALARIES OVERTIME	411,104	382,494	217,298	458,776	458,776
6001004 SALARIES SHIFT DIFFERENTIAL	50,039	65,149	31,781	61,851	61,851
6001005 DISABILITY 207C	240,760	117,062	177,828	0	0

BROOME COUNTY GOVERNMENT
 REVENUE AND APPROPRIATION SUMMARY
 BY DEPARTMENT AND DIVISION

FUND: 1010 General Operating
 DEPT: 23000000 Sheriff
 DIV: 02 Sheriff-Law Enforcement

Account	2012 Actuals	2013 Budget	2013 YTD Actuals As of 08/28/13	2014 Budget Requested	2014 Budget Recommended
6001006 OUT OF TITLE PAY	82	500	0	0	0
6001008 STAND-BY PAY	60	0	0	0	0
6001009 OTHER PERSONNEL SERVICES	46,292	45,900	12,201	48,100	48,100
6001012 HOLIDAY OVERTIME PAY	55,767	40,826	19,539	44,316	44,316
0000010 Personal Service Totals	4,720,807	4,609,418	2,922,397	4,680,328	4,680,328
0000040 Contractual Expenditures					
6004010 BOOKS AND SUBSCRIPTIONS	5,518	3,677	668	3,661	3,661
6004012 OFFICE SUPPLIES	18,846	23,510	14,929	25,210	25,210
6004044 QUARTERMASTER SUPPLIES	-47,863	68,708	35,145	58,391	58,391
6004045 TRAINING AND EDUCATIONAL SUPPL	-71,027	40,442	10,467	40,596	40,596
6004046 GAS OIL GREASE AND DIESEL FUEL	3,565	2,000	1,723	2,000	2,000
6004048 MISC OPERATIONAL SUPPLIES	25,397	29,819	9,572	29,912	29,912
6004050 ANIMAL FOOD	1,906	2,000	903	2,000	2,000
6004053 RECREATIONAL AND ACTIVITY SUPP	0	6,000	4,130	6,000	6,000
6004055 COMPUTER SOFTWARE AND SUPPLIES	1,229	3,500	3,431	3,500	3,500
6004056 COMPUTER EQUIPMENT(NON CAPITAL	1,046	500	324	4,000	4,000
6004100 POSTAGE AND FREIGHT	16,008	15,760	6,176	21,810	21,810
6004105 DUES AND MEMBERSHIPS	4,764	3,655	1,152	3,718	3,718
6004106 GENERAL OFFICE EXPENSES	519	821	327	701	701
6004115 ELECTRIC CURRENT	5,467	5,000	2,554	5,000	5,000
6004117 BUILDING AND GROUNDS EXPENSES	959	944	526	944	944
6004121 LAUNDRY AND DRY CLEANING EXPEN	4,712	7,108	2,286	7,750	7,750
6004123 MEDICAL HOSPITAL AND LAB EXPEN	0	0	110	0	0
6004126 RECREATIONAL AND ACTIVITY EXPE	850	0	0	0	0
6004136 OPERATIONAL EQUIPMENT REPAIRS	1,823	1,250	885	1,250	1,250
6004137 ADVERTISING AND PROMOTION EXPE	22	250	0	250	250
6004138 OTHER OPERATIONAL EXPENSES	9,817	11,915	1,366	12,256	12,256
6004160 MILEAGE AND PARKING-LOCAL	0	100	0	100	100
6004161 TRAVEL HOTEL AND MEALS	4,889	4,157	8,895	10,182	10,182
6004162 EDUCATION AND TRAINING	4,258	6,500	9,185	3,910	3,910
6004164 NON-EMPLOYEE TRAVEL HOTEL & ME	6,069	15,000	15,333	25,770	25,770
6004165 ADVISORY BD/TRUSTEES EXPENSES	1,325	600	766	660	660
6004168 OTHER PERSONAL EXPENSES	340	60	104	225	225
6004169 DAY TRIP MEAL REIMBURSEMENT	428	800	718	830	830
6004192 SOFTWARE MAINTENANCE	1,625	950	1,675	2,350	2,350
6004194 SOFTWARE RENTAL	9,000	9,000	0	9,000	9,000
6004196 COPYING MACHINE RENTALS	4,617	13,749	9,002	13,771	13,771
6004200 PROPERTY LOSS	9,997	2,087	2,087	0	0
6004203 INSURANCE CLAIMS	2,819	0	0	0	0
6004402 LAB SERVICES	455	500	70	500	500

REPORT:BP033

BROOME COUNTY GOVERNMENT
REVENUE AND APPROPRIATION SUMMARY
BY DEPARTMENT AND DIVISION

FUND: 1010 General Operating
DEPT: 23000000 Sheriff
DIV: 02 Sheriff-Law Enforcement

Account	2012 Actuals	2013 Budget	2013 YTD Actuals As of 08/28/13	2014 Budget Requested	2014 Budget Recommended
6004406 MEDICAL AND HOSPITAL SERVICES	0	250	120	250	250
6004411 PHYSICIAN SERVICES	0	250	0	250	250
6004537 INVESTIGATIONS EXPENSES	3,297	3,000	2,756	3,000	3,000
6004568 VETERINARIAN SERVICES	1,770	1,506	833	1,500	1,500
6004573 OTHER FEES FOR SERVICES	586	750	353	2,000	2,000
0000040 Contractual Expenditures Totals	35,033	286,118	148,571	303,247	303,247
0000041 Chargeback Expenses					
6004602 INSURANCE PREMIUM CHARGEBACK	175,201	172,018	86,009	146,067	146,067
6004603 FOOD SERVICE CHARGEBACK SPECIA	83	0	224	0	0
6004606 TELEPHONE BILLING ACCOUNT	0	6,500	0	14,400	14,400
6004609 DATA PROCESSING CHARGEBACKS	0	25,000	0	25,000	25,000
6004615 GASOLINE CHARGEBACK	263,810	416,000	145,773	382,500	382,500
6004616 FLEET SERVICE CHARGEBACK	105,544	141,786	141,786	169,556	169,556
6004625 FOOD SERVICE CHARGEBACKS	334	0	0	0	0
0000041 Chargeback Expenses Totals	544,972	761,304	373,792	737,523	737,523
0000060 Principal on Indebtedness					
6006008 PRINCIPAL ON CAPITAL LEASE	6,839	0	0	0	0
0000060 Principal on Indebtedness Totals	6,839	0	0	0	0
0000070 Interest on Indebtedness					
6007005 INTEREST ON CAPITAL LEASE	2,039	0	0	0	0
0000070 Interest on Indebtedness Totals	2,039	0	0	0	0
0000080 Employee Benefits					
6008001 STATE RETIREMENT	1,135,987	943,772	855,066	1,342,038	1,342,038
6008002 SOCIAL SECURITY	334,634	354,534	206,831	358,525	358,525
6008004 WORKERS COMPENSATION	85,894	100,062	50,032	113,496	113,496
6008006 LIFE INSURANCE	1,295	1,240	684	990	990
6008007 HEALTH INSURANCE	793,209	791,917	527,369	867,870	867,870
6008009 RETIREE HEALTH INSURANCE	535,958	588,094	387,565	634,113	634,113
6008010 DISABILITY INSURANCE	1,516	1,032	992	624	624
6008011 UNEMPLOYMENT INSURANCE	1,215	0	9,315	0	0
6008013 HEALTH INS - RETIRE INCENTIVE	3,838	0	0	0	0

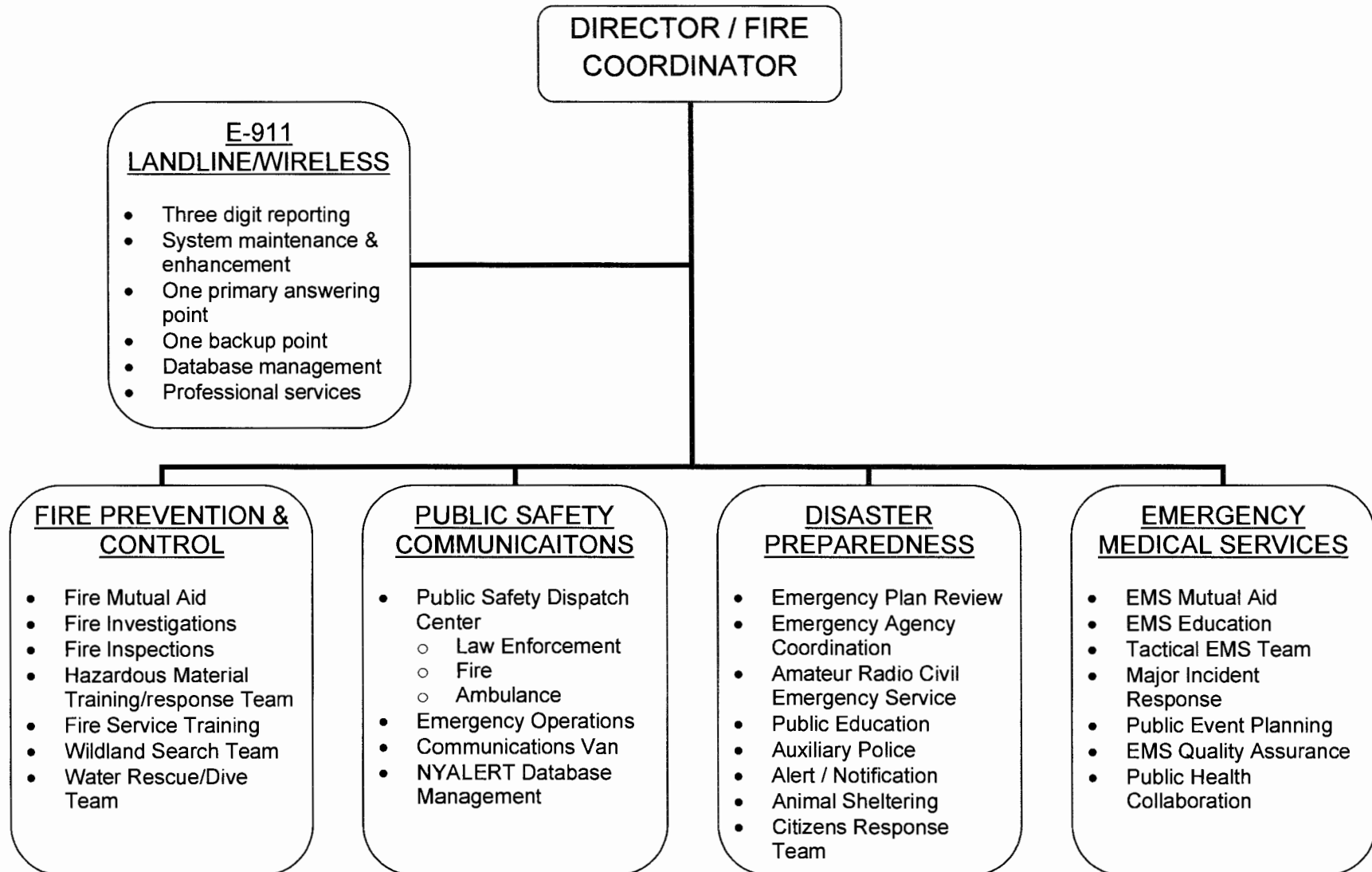
REPORT:BP033

BROOME COUNTY GOVERNMENT
REVENUE AND APPROPRIATION SUMMARY
BY DEPARTMENT AND DIVISION

FUND: 1010 General Operating
DEPT: 23000000 Sheriff
DIV: 02 Sheriff-Law Enforcement

Account	2012 Actuals	2013 Budget	2013 YTD Actuals As of 08/28/13	2014 Budget Requested	2014 Budget Recommended
0000080 Employee Benefits Totals	2,893,546	2,780,651	2,037,854	3,317,656	3,317,656
Exp Total for Div: 2302	8,203,236	8,437,491	5,482,614	9,038,754	9,038,754
Total for Div: 23000000	-7,628,849	-7,886,349	-5,137,732	-8,475,973	-8,475,973
Total for Dept: 23000000	-28,978,029	-31,270,477	-19,104,979	-33,563,040	-33,554,040

EMERGENCY SERVICES



EMERGENCY SERVICES

OES - Operations

MISSION STATEMENT

To provide planning, training, resources, response, warning, coordination, and information through communications to the public, elected officials, and public safety agencies, to assist them in preparing for, and mitigating, emergencies and disasters, which affect the residents of Broome County.

DESCRIPTION

The Office of Emergency Services comprises four areas: Communications, Disaster Preparedness, Emergency Medical Services, and Fire Prevention and Control.

Communications – Administers the Broome County Emergency Dispatch/911 Center and assists local agencies in planning for future communications needs. Provides command post communications support at incidents and planned events. Maintains database for NYALERT emergency public notification system.

Disaster Preparedness – Conducts hazard vulnerability studies and maps hazards. Provides disaster planning and assistance for preparedness, response, and recovery. Coordinates alerts and warnings for river flooding, chemical spills, and response during emergencies. Administrates the Animal Response Team, and Community Emergency Response Team.

Emergency Medical Services – Administers New York State certified emergency medical training programs. Plans for delivery of adequate emergency medical services. Administers Mutual Aid Plan among ambulance services and coordinates medical disaster planning, and Medic SWAT Team.

Fire Prevention and Control – Administers and implements County Fire Mutual Aid Plan, County Arson Plan, County Fire Investigations, local New York State Fire Training Program, and County Hazardous Materials Response Team, County Water Rescue Dive Team, and County Wildland Search and Rescue Team. Conducts Fire Code enforcement inspections on County facilities and certain special events.

2014 OBJECTIVES

- Maintain services at present delivery level or higher without substantial increase in budget amounts.
- Continue management of Emergency Public Notification System (NY Alert), Review Comprehensive Emergency Management Plan and update. Enhance emergency operations center to provide better communications with community during disasters.
- Establish, train, and equip the Animal Rescue Team, Community Emergency Response Team, and Medic SWAT program.
- Continue RFP process and design of comprehensive interoperable public safety radio system.

2014 BUDGET HIGHLIGHTS

- Continue to upgrade and replace equipment in the public safety communications system.
- Continue County-wide-NIMS-compliant credentialing and accountability system for all first responders.

20010003 EMERGENCY SERVICES/OES - Operations

<u>Title of Position</u>	<u>Grade/Unit</u>	<u>2012 Actuals</u>	<u>As of 8/24/2013 Current Authorized</u>	<u>2014 Requested</u>	<u>2014 Recommended</u>
<u>FULL TIME</u>					
Director of Emergency Services/Fire Coordinator	E Admin	1	1	1	1
Communications Supervisor	24 Admin	1	1	1	1
Senior Emergency Services Dispatcher	18 BAPA	4	4	4	4
Emergency Services Dispatcher II*	14 CSEA	0	0	36	36
Emergency Services Dispatcher	14 CSEA	38	38	0	0
Emergency Services Dispatcher I	12 CSEA	0	0	2	2
Senior Account Clerk	9 CSEA	<u>0</u>	<u>0</u>	<u>1</u>	<u>1</u>
Total Full-Time Positions		44	44	45	45
<u>PART TIME</u>					
Total Part-Time Positions		0	0	0	0
TOTAL POSITIONS		44	44	45	45

*Two unfunded since 2011 abolish in 2014

BROOME COUNTY GOVERNMENT
 REVENUE AND APPROPRIATION SUMMARY
 BY DEPARTMENT AND DIVISION

FUND: 1010 General Operating
 DEPT: 20000000 Emergency Services
 DIV: 01 Emergency Services- Emergency Mgmt

Account	2012 Actuals	2013 Budget	2013 YTD Actuals As of 08/28/13	2014 Budget Requested	2014 Budget Recommended
20000000 Emergency Services					
0000002 Departmental Income					
5000189 OTHER LOCAL GOVERNMENTS	9,082	13,500	9,726	13,500	13,500
0000002 Departmental Income Totals	9,082	13,500	9,726	13,500	13,500
0000007 Misc Interfund Revenues					
5000530 REFUNDS OF PRIOR YEARS EXPENDI	235	0	0	0	0
5000545 CREDIT CARD REBATES	0	0	129	0	0
0000007 Misc Interfund Revenues Totals	235	0	129	0	0
0000009 Federal Aid					
5000906 CIVIL DEFENSE	38,852	88,704	76,784	76,889	76,889
0000009 Federal Aid Totals	38,852	88,704	76,784	76,889	76,889
Rev Total for Div: 2001	48,169	102,204	86,639	90,389	90,389
0000010 Personal Service					
6001000 SALARIES FULL-TIME	2,020,302	1,982,202	1,242,369	2,223,408	2,223,408
6001001 SALARIES PART-TIME	656	0	0	0	0
6001002 SALARIES TEMPORARY	249,592	202,725	126,702	259,950	259,950
6001003 SALARIES OVERTIME	169,630	114,915	100,915	126,677	126,677
6001004 SALARIES SHIFT DIFFERENTIAL	19,499	22,867	12,194	22,867	22,867
6001006 OUT OF TITLE PAY	3,219	1,350	1,457	1,350	1,350
6001008 STAND-BY PAY	14,776	14,600	9,055	17,600	17,600
6001009 OTHER PERSONNEL SERVICES	0	300	0	300	300
0000010 Personal Service Totals	2,477,674	2,338,959	1,492,692	2,652,152	2,652,152
0000040 Contractual Expenditures					
6004010 BOOKS AND SUBSCRIPTIONS	0	1,700	29	1,800	1,800
6004012 OFFICE SUPPLIES	0	3,200	196	3,200	3,200
6004041 PHOTOGRAPHIC SUPPLIES	23	552	88	3,500	3,500
6004043 ARSON INVESTIGATION SUPPLIES	1,361	2,245	142	2,245	2,245

REPORT:BP033

BROOME COUNTY GOVERNMENT
 REVENUE AND APPROPRIATION SUMMARY
 BY DEPARTMENT AND DIVISION

FUND: 1010 General Operating
 DEPT: 20000000 Emergency Services
 DIV: 01 Emergency Services- Emergency Mgmt

Account	2012 Actuals	2013 Budget	2013 YTD Actuals As of 08/28/13	2014 Budget Requested	2014 Budget Recommended
6004046 GAS OIL GREASE AND DIESEL FUEL	99	200	62	200	200
6004048 MISC OPERATIONAL SUPPLIES	5,312	5,463	1,208	1,968	1,968
6004055 COMPUTER SOFTWARE AND SUPPLIES	0	340	0	340	340
6004105 DUES AND MEMBERSHIPS	784	705	570	840	840
6004106 GENERAL OFFICE EXPENSES	0	3,885	0	3,885	3,885
6004138 OTHER OPERATIONAL EXPENSES	4,595	4,500	2,047	7,700	7,700
6004160 MILEAGE AND PARKING-LOCAL	1,992	3,500	920	1,600	1,600
6004161 TRAVEL HOTEL AND MEALS	235	900	569	1,400	1,400
6004162 EDUCATION AND TRAINING	796	3,300	125	2,800	2,800
0000040 Contractual Expenditures Totals	15,197	30,490	5,956	31,478	31,478
0000041 Chargeback Expenses					
6004602 INSURANCE PREMIUM CHARGEBACK	3,321	3,451	1,726	4,012	4,012
6004615 GASOLINE CHARGEBACK	8,085	10,000	4,972	13,875	13,875
6004616 FLEET SERVICE CHARGEBACK	9,352	13,233	13,233	17,848	17,848
0000041 Chargeback Expenses Totals	20,758	26,684	19,931	35,735	35,735
0000080 Employee Benefits					
6008001 STATE RETIREMENT	416,516	503,640	301,466	466,944	466,944
6008002 SOCIAL SECURITY	183,988	176,977	110,056	181,964	181,964
6008004 WORKERS COMPENSATION	16,285	14,513	7,930	16,089	16,089
6008006 LIFE INSURANCE	810	836	412	660	660
6008007 HEALTH INSURANCE	388,901	409,581	265,173	482,217	482,217
6008009 RETIREE HEALTH INSURANCE	49,216	51,960	34,412	56,347	56,347
6008010 DISABILITY INSURANCE	4,664	4,902	2,840	3,042	3,042
6008011 UNEMPLOYMENT INSURANCE	1,316	0	0	0	0
0000080 Employee Benefits Totals	1,061,696	1,162,409	722,289	1,207,263	1,207,263
Exp Total for Div: 2001	3,575,325	3,558,542	2,240,868	3,926,628	3,926,628
Total for Div: 20000000	-3,527,156	-3,456,338	-2,154,229	-3,836,239	-3,836,239

**EMERGENCY SERVICES
E-911**

MISSION STATEMENT

To provide for a universal 911 Emergency Telephone Reporting System within Broome County; To provide, within the confines of revenue produced through the 911 surcharge, a communications system and enhancements to public safety agencies in the County with the 911 system.

DESCRIPTION

The 911 system is funded through the 911 telephone bill surcharge and the E911 wireless surcharge. These surcharges provide revenue for the operation and maintenance of the system and enables enhancement of the communications system.

2014 OBJECTIVES

- Continue to provide assistance to municipalities with communications upgrade assistance.
- Conduct comprehensive review of public safety communications systems to develop short and long term plans for upgrades and increased interoperability.
- Expand mobile computer terminals to rest of law enforcement, all EMS, and some fire vehicles.

2014 BUDGET HIGHLIGHTS

- Complete implementation of the automatic vehicle location (AVL) for law enforcement and continue implementation of EMS agencies

20020003 EMERGENCY SERVICES/911

<u>Title of Position</u>	<u>Grade/Unit</u>	<u>2012 Actuals</u>	<u>As of 8/24/2013 Current Authorized</u>	<u>2014 Requested</u>	<u>2014 Recommended</u>
<u>FULL TIME</u>					
Senior Emergency Services Dispatcher	18 BAPA	2	2	2	2
Senior Account Clerk	9 CSEA	<u>1</u>	<u>1</u>	<u>0</u>	<u>0</u>
Total Full-Time Positions		3	3	2	2
<u>PART TIME</u>					
Total Part-Time Positions		0	0	0	0
TOTAL POSITIONS		3	3	2	2

BROOME COUNTY GOVERNMENT
 REVENUE AND APPROPRIATION SUMMARY
 BY DEPARTMENT AND DIVISION

FUND: 1010 General Operating
 DEPT: 20000000 Emergency Services
 DIV: 02 Emergency Svcs-911 Comm

Account	2012 Actuals	2013 Budget	2013 YTD Actuals As of 08/28/13	2014 Budget Requested	2014 Budget Recommended
0000002 Departmental Income					
5000118 FEES FOR SERVICES	12,455	0	0	0	0
0000002 Departmental Income Totals	12,455	0	0	0	0
0000007 Misc Interfund Revenues					
5000535 911 SURCHARGE - LANDLINE	325,107	358,270	171,357	328,619	328,619
0000007 Misc Interfund Revenues Totals	325,107	358,270	171,357	328,619	328,619
Rev Total for Div: 2002	337,562	358,270	171,357	328,619	328,619
0000010 Personal Service					
6001000 SALARIES FULL-TIME	147,198	151,210	92,918	122,334	122,334
6001003 SALARIES OVERTIME	835	0	1,095	0	0
6001004 SALARIES SHIFT DIFFERENTIAL	527	0	154	0	0
6001008 STAND-BY PAY	550	0	698	0	0
0000010 Personal Service Totals	149,110	151,210	94,865	122,334	122,334
0000040 Contractual Expenditures					
6004010 BOOKS AND SUBSCRIPTIONS	0	305	0	305	305
6004012 OFFICE SUPPLIES	45	3,842	341	2,042	2,042
6004055 COMPUTER SOFTWARE AND SUPPLIES	0	340	0	340	340
6004161 TRAVEL HOTEL AND MEALS	138	0	0	0	0
6004192 SOFTWARE MAINTENANCE	0	0	0	7,175	7,175
6004196 COPYING MACHINE RENTALS	0	0	0	6,744	6,744
0000040 Contractual Expenditures Totals	183	4,487	341	16,606	16,606
0000041 Chargeback Expenses					
6004609 DATA PROCESSING CHARGEBACKS	73,277	76,984	38,492	79,581	79,581
0000041 Chargeback Expenses Totals	73,277	76,984	38,492	79,581	79,581

REPORT:BP033

BROOME COUNTY GOVERNMENT
 REVENUE AND APPROPRIATION SUMMARY
 BY DEPARTMENT AND DIVISION

FUND: 1010 General Operating
 DEPT: 20000000 Emergency Services
 DIV: 02 Emergency Svcs-911 Comm

Account	2012 Actuals	2013 Budget	2013 YTD Actuals As of 08/28/13	2014 Budget Requested	2014 Budget Recommended
0000080 Employee Benefits					
6008001 STATE RETIREMENT	26,579	32,131	20,408	28,014	28,014
6008002 SOCIAL SECURITY	10,795	11,567	6,733	9,359	9,359
6008006 LIFE INSURANCE	52	58	27	30	30
6008007 HEALTH INSURANCE	41,405	46,704	27,773	32,566	32,566
6008010 DISABILITY INSURANCE	105	129	70	129	129
0000080 Employee Benefits Totals	78,936	90,589	55,011	70,098	70,098
0000090 Transfers					
6009001 TRANSFER TO CAPITAL FUND	100,000	0	0	0	0
6009002 TRANSFER TO GRANT FUND	35,000	35,000	0	40,000	40,000
0000090 Transfers Totals	135,000	35,000	0	40,000	40,000
Exp Total for Div: 2002	436,506	358,270	188,709	328,619	328,619
Total for Div: 20000000	-98,944	0	-17,352	0	0

BROOME COUNTY GOVERNMENT
 REVENUE AND APPROPRIATION SUMMARY
 BY DEPARTMENT AND DIVISION

FUND: 1010 General Operating
 DEPT: 20000000 Emergency Services
 DIV: 03 Emergency Services-911 Wireless

Account	2012 Actuals	2013 Budget	2013 YTD Actuals As of 08/28/13	2014 Budget Requested	2014 Budget Recommended
0000007 Misc Interfund Revenues					
5000541 911 SURCHARGE - WIRELESS	374,526	381,640	202,058	396,275	396,275
0000007 Misc Interfund Revenues Totals	374,526	381,640	202,058	396,275	396,275
Rev Total for Div: 2003	374,526	381,640	202,058	396,275	396,275
0000020 Equipment and Capital Outlay					
6002503 COMPUTER EQUIPMENT	181,812	0	0	0	0
0000020 Equipment and Capital Outlay Totals	181,812	0	0	0	0
0000040 Contractual Expenditures					
6004010 BOOKS AND SUBSCRIPTIONS	0	100	0	0	0
6004012 OFFICE SUPPLIES	770	0	0	0	0
6004045 TRAINING AND EDUCATIONAL SUPPL	0	600	0	0	0
6004046 GAS OIL GREASE AND DIESEL FUEL	0	900	0	1,500	1,500
6004048 MISC OPERATIONAL SUPPLIES	7,348	7,828	505	9,600	9,600
6004055 COMPUTER SOFTWARE AND SUPPLIES	2,500	4,508	2,765	2,750	2,750
6004101 TELEPHONE	107,928	177,036	114,109	177,036	177,036
6004105 DUES AND MEMBERSHIPS	25	300	184	300	300
6004106 GENERAL OFFICE EXPENSES	1,080	1,124	914	1,124	1,124
6004116 TAXES	0	0	0	4,000	4,000
6004138 OTHER OPERATIONAL EXPENSES	151,091	148,207	82,488	171,725	171,725
6004161 TRAVEL HOTEL AND MEALS	7,697	8,012	5,010	8,504	8,504
6004162 EDUCATION AND TRAINING	4,487	4,736	2,180	4,736	4,736
6004192 SOFTWARE MAINTENANCE	5,666	7,175	0	0	0
6004196 COPYING MACHINE RENTALS	1,913	6,114	3,958	0	0
0000040 Contractual Expenditures Totals	290,505	366,640	212,113	381,275	381,275
0000041 Chargeback Expenses					
6004621 BUILDING AND LAND RENTAL CHARG	15,000	15,000	15,000	15,000	15,000
0000041 Chargeback Expenses Totals	15,000	15,000	15,000	15,000	15,000

REPORT:BP033

BROOME COUNTY GOVERNMENT
 REVENUE AND APPROPRIATION SUMMARY
 BY DEPARTMENT AND DIVISION

FUND: 1010 General Operating
 DEPT: 20000000 Emergency Services
 DIV: 03 Emergency Services-911 Wireless

Account	2012 Actuals	2013 Budget	2013 YTD Actuals As of 08/28/13	2014 Budget Requested	2014 Budget Recommended
0000060 Principal on Indebtedness					
6006008 PRINCIPAL ON CAPITAL LEASE	59,926	0	0	0	0
0000060 Principal on Indebtedness Totals	59,926	0	0	0	0
0000070 Interest on Indebtedness					
6007005 INTEREST ON CAPITAL LEASE	5,647	0	0	0	0
0000070 Interest on Indebtedness Totals	5,647	0	0	0	0
0000090 Transfers					
6009001 TRANSFER TO CAPITAL FUND	530,279	0	0	0	0
0000090 Transfers Totals	530,279	0	0	0	0
Exp Total for Div: 2003	1,083,169	381,640	227,113	396,275	396,275
Total for Div: 20000000	-708,643	0	-25,055	0	0

EMERGENCY SERVICES

Emergency Medical Training

MISSION STATEMENT

To develop and administer a comprehensive program of education, coordination, and operational assistance to Emergency Medical Services agencies in Broome County, in order to assure a cohesive and effective EMS system throughout Broome County.

DESCRIPTION

Provides education and training to members of EMS agencies throughout Broome County by operating as an official New York State EMS course sponsoring agency, offering programs at the Certified First Responder, Emergency Medical Technician, and Advanced Emergency Medical Technician levels. In addition, the EMS Division provides and assists in the provision of continuing education programs for in-service EMS personnel;

Provides operational assistance and support to EMS agencies. Administers a system of pre-hospital advanced life support in the County, under the direction of a physician Medical Director, thus enacting life-saving advanced medical care to be received by critically ill and injured patients prior to hospital arrival, and provides 24-hour emergency response capability, for assistance and coordination at the scenes of major emergencies.

Serves as liaison and point of contact between the County's EMS system and entities such as public health, law enforcement, school districts, and the private sector, for emergency planning and response matters (such as those directed toward disasters, pandemics, and terrorism).

Coordinates response by EMS agencies, developing and administers plans for Mutual Aid, Mass Casualty Incident Response, and Hazardous Materials emergencies. The Division serves to assure the efficient deployment of EMS resources, such as Advanced Life Support services and helps to oversee the provision of Emergency Medical Dispatch and pre-arrival life-support instructions to callers.

2014 OBJECTIVES

To continue our support of Emergency Medical Services agencies throughout Broome County through the provision of high-quality original and refresher education leading to certification and recertification at the CFR, EMT and AEMT levels, including collaborative programs with Broome Community College, Binghamton University, UHS Hospitals, and Lourdes Hospital. These programs will function as a reliable and readily-accessible source for training those individuals who are already members/employees of volunteer and career EMS agencies, as well as a means for attracting additional individuals to the field and, thus, to these agencies.

To continue to foster the retention of experienced EMS personnel in Broome County through the provision and both "traditional" (classroom and testing-based) means of EMS provider recertification, as well as Continuing Medical Education (CME)- based pathways. This includes not only the provision of dedicated "CME core content" courses, but also the provision of access to all of our courses to those who seek CME opportunities for recertification purposes.

2014 BUDGET HIGHLIGHTS

The EMS Division proposes the introduction of a \$500 "co-tuition" charge for our Advanced EMT-Critical Care Original certification course (in addition to the \$1,200 available state reimbursement), in order to boost revenue for and improve retention in this often high-attrition, two-semester program. This is allowed this year, for the first time, due to the revision of governing NYS Department of Health policy. This change would be realized in Revenue Account # 5000112 (Student Tuition).

20040003 EMERGENCY MEDICAL TRAINING

<u>Title of Position</u>	<u>Grade/Unit</u>	<u>2012 Actuals</u>	<u>8/24/2013 Current Authorized</u>	<u>2014 Requested</u>	<u>2014 Recommended</u>
FULL TIME					
Emergency Medical Svcs Coord	22 Admin	1	1	1	1
Keyboard Specialist	8 CSEA	<u>1</u>	<u>1</u>	<u>1</u>	<u>1</u>
Total Full-Time Positions		2	2	2	2
PART TIME					
Part-Time Positions					
Emergency Medical Svcs Officer		<u>1</u>	<u>1</u>	<u>1</u>	<u>1</u>
Total Part-Time Positions		1	1	1	1
TOTAL POSITIONS		3	3	3	3

BROOME COUNTY GOVERNMENT
 REVENUE AND APPROPRIATION SUMMARY
 BY DEPARTMENT AND DIVISION

FUND: 1010 General Operating
 DEPT: 20000000 Emergency Services
 DIV: 04 EMS - Emergency Medical Training

Account	2012 Actuals	2013 Budget	2013 YTD Actuals As of 08/28/13	2014 Budget Requested	2014 Budget Recommended
0000002 Departmental Income					
5000112 STUDENT TUITION, PT DAY	74,193	67,778	60,886	75,860	75,860
5000193 SALE OF TRAINING BOOKS	2,317	3,250	70	2,440	2,440
0000002 Departmental Income Totals	76,510	71,028	60,956	78,300	78,300
0000008 State Aid					
5000823 VOLUNTEER TRAINING	58,020	107,250	37,665	85,690	85,690
0000008 State Aid Totals	58,020	107,250	37,665	85,690	85,690
Rev Total for Div: 2004	134,530	178,278	98,621	163,990	163,990
0000010 Personal Service					
6001000 SALARIES FULL-TIME	87,317	92,323	56,612	91,585	91,585
6001001 SALARIES PART-TIME	17,012	17,625	11,666	19,837	19,837
0000010 Personal Service Totals	104,329	109,948	68,278	111,422	111,422
0000040 Contractual Expenditures					
6004010 BOOKS AND SUBSCRIPTIONS	23	100	0	100	100
6004012 OFFICE SUPPLIES	2,413	3,000	2,471	3,000	3,000
6004045 TRAINING AND EDUCATIONAL SUPPL	5,730	12,610	6,015	12,515	12,515
6004055 COMPUTER SOFTWARE AND SUPPLIES	0	200	0	500	500
6004100 POSTAGE AND FREIGHT	151	100	99	150	150
6004105 DUES AND MEMBERSHIPS	0	40	90	40	40
6004136 OPERATIONAL EQUIPMENT REPAIRS	0	200	0	200	200
6004160 MILEAGE AND PARKING-LOCAL	28	167	0	170	170
6004161 TRAVEL HOTEL AND MEALS	725	520	0	560	560
6004162 EDUCATION AND TRAINING	430	450	-170	540	540
6004570 INSTRUCTOR SERVICES	66,145	71,982	44,205	74,106	74,106
0000040 Contractual Expenditures Totals	75,645	89,369	52,710	91,881	91,881
0000041 Chargeback Expenses					

REPORT:BP033

BROOME COUNTY GOVERNMENT
REVENUE AND APPROPRIATION SUMMARY
BY DEPARTMENT AND DIVISION

FUND: 1010 General Operating

DEPT: 20000000 Emergency Services

DIV: 04 EMS - Emergency Medical Training

Account	2012 Actuals	2013 Budget	2013 YTD Actuals As of 08/28/13	2014 Budget Requested	2014 Budget Recommended
6004614 OTHER CHARGEBACK EXPENSES	923	528	20	1,425	1,425
0000041 Chargeback Expenses Totals	923	528	20	1,425	1,425
0000080 Employee Benefits					
6008001 STATE RETIREMENT	17,982	23,591	13,732	24,623	24,623
6008002 SOCIAL SECURITY	7,513	8,492	4,733	8,524	8,524
6008004 WORKERS COMPENSATION	0	1,346	0	0	0
6008006 LIFE INSURANCE	57	57	30	45	45
6008007 HEALTH INSURANCE	30,231	31,674	20,031	33,746	33,746
6008009 RETIREE HEALTH INSURANCE	15,352	16,120	10,747	17,490	17,490
6008010 DISABILITY INSURANCE	254	258	162	156	156
0000080 Employee Benefits Totals	71,389	81,538	49,435	84,584	84,584
Exp Total for Div: 2004	252,286	281,383	170,443	289,312	289,312
Total for Div: 20000000	-117,756	-103,105	-71,822	-125,322	-125,322
Total for Dept: 20000000	-4,452,499	-3,559,443	-2,268,458	-3,961,561	-3,961,561

PROBATION

PROBATION DIRECTOR

DEPUTY DIRECTOR

CRIMINAL DIVISION

- Criminal Investigations
- Criminal Probation Supervision
 - Interim Supervision
 - Specialized DWI Caseload
 - Specialized Sex Offender Caseload
 - Specialized Domestic Violence Caseload
 - Specialized DSS Fraud Caseload
 - Specialized Youthful Offender Caseload
- New York Statewide Police Information Network (NYSPIN) & e-Justice & Integrated Probation Registrant System (IPRS)
- Transfer In/Out of Probation Cases & fingerprinting
- Electronic Monitoring
- Sex Offender Registry
- DNA Collection
- Drug and Alcohol Testing
- Coordination with Forensic Unit of Mental Health
- Drug, Domestic Violence, Family Treatment, and Mental Health Courts
- Associated Computer Systems, ie, Probation Tracking System, Correctional Offender Management Profiling & Alternative Sanctions (COMPAS)

GRANTS

- Pre-Trial Release Program (PTRP)
- Probation Eligible Diversion (PED)

ADMINISTRATION

- Fiscal Management/ Budget
- Personnel
- Restitution Collection and Disbursement to Crime Victims
- DWI Fine Collection for Broome County Court
- DWI Supervision Fees
- Records Management

PINS/JD DIVISION

- Court Ordered Investigations
- Family Court Supervision
 - Persons in Need of Supervision (PINS)
 - Juvenile Delinquents (JD's)
 - Support Cases & Family Offenses
- Comprehensive Assessments/ Reports
- Diversion Case Management
- Youth Assessment Screening Instrument (YASI)
- Probation Tracking System (PTS)
- Connections (DSS Case Management System-CONX)
- Pre-PINS Parent Orientation
- JD Diversion Victims Satisfaction
- JD Introduction to Supervision Groups
- Electronic Monitoring

PROBATION

MISSION STATEMENT

The Broome County Probation Department is dedicated to the protection of the community by reducing crime and delinquency, along with facilitating the rehabilitation of offenders of the law. This is accomplished through investigation, supervision, and diversion of cases that have violated laws of the Family Court Act, the Penal Law, Vehicle and Traffic Law and other laws of the State of New York. This department works closely with the courts, police agencies, treatment agencies, and other human service agencies in Broome County to rehabilitate offenders. The Probation Department has a primary obligation to the community to return offenders back to the courts when they do not abide by the court's sentence and conditions of probation.

DESCRIPTION

The **Criminal Division** component supervises all adults (age 16 and above) placed on probation by the Criminal Courts of Broome County. This division provides pre-sentence/pre-plea investigations as ordered by the courts in Broome County, regardless of disposition. Investigations comprise a legal history, social history, victim impact, evaluative analysis and recommendation. The Criminal Division also provides Pre-Trial Release services as an alternative to incarceration, and thus decreases potential jail days.

Presently the department operates specialized caseloads for DWI's, sex offenders, domestic violence, youthful offenders, and DSS restitution collection. Probation supervision includes office reporting by the probationer, unannounced home visits by probation officers, and contact by the probation officer with collateral sources including, but not limited to, spouses, parents, employers, schools and treatment providers.

2014 OBJECTIVES

- To attempt to manage a criminal caseload with increasingly more serious offenders being placed on probation. The Probation population of 2010-2013 continues the trend towards more violent offenders being placed on probation. Many causes such as serious substance abuse, mental illness, and general aggressive tendencies make for a more volatile probationer.
- To manage non-funded New York State mandates. These include DNA specimen collection, Sex Offender Registry, and implementation of the Correctional Offender Management Profiling for Alternative Sanctions (COMPAS). Probation is also involved with Drug Court, Domestic Violence Court and Family Treatment Court. 2014 will see probation continuing as a participant in "Project Impact", for which no additional revenue is received.
- To continue to use and expand Electronic Monitoring as an alternative to costly incarceration for adults.
- To continue to work with the STOP-DWI Program in an attempt to change the behavior of the DWI offender.
- To continue to promote probation officer safety through offering an in-house two-day "Officer Safety and Survival Training" program to all new officers hired. This will be augmented with all officers using appropriate safety equipment provided by this department.

It is anticipated that the 2014 state aid reimbursement rate for eligible probation expenses will remain the same.

21010003 PROBATION

<u>Title of Position</u>	<u>Grade/Unit</u>	<u>2012 Actuals</u>	<u>As of 8/24/2013 Current Authorized</u>	<u>2014 Requested</u>	<u>2014 Recommended</u>
<u>FULL TIME</u>					
Probation Director III	G Admin	1	1	1	1
Deputy Probation Director III	D Admin	1	1	1	1
Probation Supervisor	21 BAPA	3	3	3	3
Senior Probation Officer	19 CSEA	3	3	3	3
Probation Officer/Trainee	17/16 CSEA	18	18	19	19
Principal Account Clerk	13 CSEA	1	1	1	1
Secretary	13 CSEA	1	1	1	1
Keyboard Specialist	8 CSEA	4	4	4	4
Account Clerk	7 CSEA	<u>2</u>	<u>2</u>	<u>2</u>	<u>2</u>
Total Full-Time Positions		34	34	35	35
<u>PART TIME</u>					
Total Part-Time Positions		0	0	0	0
TOTAL POSITIONS		34	34	35	35

REPORT:BP033

BROOME COUNTY GOVERNMENT
 REVENUE AND APPROPRIATION SUMMARY
 BY DEPARTMENT AND DIVISION

FUND: 1010 General Operating
 DEPT: 21000000 Probation
 DIV: 01 Probation-Admin

Account	2012 Actuals	2013 Budget	2013 YTD Actuals As of 08/28/13	2014 Budget Requested	2014 Budget Recommended
21000000 Probation					
0000002 Departmental Income					
5000208 RESTITUTION/REPARATION SURCHAR	13,091	15,900	8,891	16,300	16,300
5000333 OTHER DEPARTMENTAL CHARGEBACK	51,576	49,500	29,311	50,091	50,091
0000002 Departmental Income Totals	64,667	65,400	38,202	66,391	66,391
0000007 Misc Interfund Revenues					
5000581 UNUSED GRANT	682	0	0	0	0
0000007 Misc Interfund Revenues Totals	682	0	0	0	0
0000008 State Aid					
5000814 PROBATION SERVICES	532,907	432,321	208,495	360,625	360,625
0000008 State Aid Totals	532,907	432,321	208,495	360,625	360,625
0000009 Federal Aid					
5000905 WORKFORCE INVESTMENT ACT (WIA)	-6,041	0	0	0	0
5000946 FEDERAL AID - OTHER	13,560	0	0	0	0
0000009 Federal Aid Totals	7,519	0	0	0	0
Rev Total for Div: 2101	605,775	497,721	246,697	427,016	427,016
0000010 Personal Service					
6001000 SALARIES FULL-TIME	1,477,979	1,569,771	947,363	1,677,853	1,677,853
6001002 SALARIES TEMPORARY	17,101	17,512	11,243	18,037	18,037
0000010 Personal Service Totals	1,495,080	1,587,283	958,606	1,695,890	1,695,890
0000040 Contractual Expenditures					
6004012 OFFICE SUPPLIES	5,550	9,000	4,516	8,000	8,000
6004022 FUEL AND HEATING SUPPLIES	-2,252	0	0	0	0
6004030 FOOD AND BEVERAGES	103	200	0	200	200

BROOME COUNTY GOVERNMENT
 REVENUE AND APPROPRIATION SUMMARY
 BY DEPARTMENT AND DIVISION

FUND: 1010 General Operating
 DEPT: 21000000 Probation
 DIV: 01 Probation-Admin

Account	2012 Actuals	2013 Budget	2013 YTD Actuals As of 08/28/13	2014 Budget Requested	2014 Budget Recommended
6004046 GAS OIL GREASE AND DIESEL FUEL	0	200	0	150	150
6004048 MISC OPERATIONAL SUPPLIES	13,999	10,195	18	13,600	13,600
6004100 POSTAGE AND FREIGHT	0	47	6	47	47
6004105 DUES AND MEMBERSHIPS	700	775	700	700	700
6004106 GENERAL OFFICE EXPENSES	0	800	75	600	600
6004136 OPERATIONAL EQUIPMENT REPAIRS	0	450	0	400	400
6004138 OTHER OPERATIONAL EXPENSES	852	175	0	175	175
6004146 SUBCONTRACTED PROGRAM EXPENSE	1,150	4,000	0	4,000	4,000
6004160 MILEAGE AND PARKING-LOCAL	6,230	11,088	3,977	12,855	12,855
6004161 TRAVEL HOTEL AND MEALS	50	5,136	1,892	5,000	5,000
6004162 EDUCATION AND TRAINING	128	1,820	20	1,500	1,500
6004169 DAY TRIP MEAL REIMBURSEMENT	170	645	24	645	645
6004196 COPYING MACHINE RENTALS	5,211	4,954	3,636	6,900	6,900
6004573 OTHER FEES FOR SERVICES	2,244	2,600	1,925	3,000	3,000
0000040 Contractual Expenditures Totals	34,135	52,085	16,789	57,772	57,772
0000041 Chargeback Expenses					
6004602 INSURANCE PREMIUM CHARGEBACK	3,196	2,185	1,583	2,981	2,981
6004609 DATA PROCESSING CHARGEBACKS	99,765	81,785	0	98,621	98,621
6004610 PERSONAL SERVICES CHARGEBACKS	187	0	0	0	0
6004614 OTHER CHARGEBACK EXPENSES	0	207	200	200	200
6004615 GASOLINE CHARGEBACK	2,865	2,622	1,505	2,672	2,672
6004616 FLEET SERVICE CHARGEBACK	6,680	5,218	5,218	6,693	6,693
6004617 DUPLICATING/PRINTING CHARGEBAC	1,520	1,380	60,500	1,125	1,125
6004618 OFFICE SUPPLIES CHARGEBACK	6,169	4,658	3,247	4,650	4,650
0000041 Chargeback Expenses Totals	120,382	98,055	72,253	116,942	116,942
0000080 Employee Benefits					
6008001 STATE RETIREMENT	258,222	334,165	196,979	367,735	367,735
6008002 SOCIAL SECURITY	108,303	120,299	68,987	129,597	129,597
6008004 WORKERS COMPENSATION	13,607	10,293	8,731	11,228	11,228
6008006 LIFE INSURANCE	612	627	319	525	525
6008007 HEALTH INSURANCE	330,862	345,629	221,533	407,135	407,135
6008009 RETIREE HEALTH INSURANCE	325,636	360,138	245,448	403,735	403,735
6008010 DISABILITY INSURANCE	3,326	3,483	2,153	2,262	2,262
6008011 UNEMPLOYMENT INSURANCE	9,824	0	0	0	0
6008013 HEALTH INS - RETIRE INCENTIVE	15,253	0	0	0	0
0000080 Employee Benefits Totals	1,065,645	1,174,634	744,150	1,322,217	1,322,217

REPORT:BP033

BROOME COUNTY GOVERNMENT
REVENUE AND APPROPRIATION SUMMARY
BY DEPARTMENT AND DIVISION

FUND: 1010 General Operating
DEPT: 21000000 Probation
DIV: 01 Probation-Admin

Account	2012 Actuals	2013 Budget	2013 YTD Actuals As of 08/28/13	2014 Budget Requested	2014 Budget Recommended
0000090 Transfers					
6009002 TRANSFER TO GRANT FUND	126,401	139,852	52,508	117,351	117,351
0000090 Transfers Totals	126,401	139,852	52,508	117,351	117,351
Exp Total for Div: 2101	2,841,643	3,051,909	1,844,306	3,310,172	3,310,172
Total for Div: 21000000	-2,235,868	-2,554,188	-1,597,609	-2,883,156	-2,883,156

PROBATION-PINS/JD

MISSION STATEMENT

The Broome County Probation Department is dedicated to the protection of the community by reducing crime and delinquency, along with facilitating the rehabilitation of offenders of the law. This is accomplished through investigation, supervision, and diversion of cases that have violated laws of the Family Court Act, the Penal Law, and other laws of the State of New York. This department works closely with the courts, police agencies, treatment agencies, schools, and other human service agencies in Broome County to rehabilitate juveniles. The Probation Department has a primary obligation to the community to return juveniles back to the court when they do not abide by the court's orders.

DESCRIPTION

In 2013, the PINS and JD Units were combined into the Family services Unit (FSU). The FSU provides PINS intake services for individuals seeking to file complaints against those juveniles who are up to the age of 18 and exhibiting behavioral difficulties. Probation has been designated the "lead agency" on all PINS complaints. Probation is working very closely with Social Services, Youth Bureau, and County Attorney to develop the 2014 PINS plan. The goal is to divert youth from entering Family Court, and avoiding costly detention and out of home placements. The FSU also provides intake services for all Juvenile Delinquency (JD) cases referred by the police to the department. The process begins by arranging an Appearance Ticket interview with the youth and their families. The youth can range from 7 to 16 years of age. Appropriate cases are supervised through a voluntary diversion program in an attempt to resolve the complaint without the involvement of Family Court.

The Family Services Unit conducts Pre-Dispositional Investigations of both PINS and JD cases, as well as providing supervision of

adjudicated PINS and JD cases, as well as other Family Court cases. The unit also conducts adoption home studies.

2014 OBJECTIVES

- To continue to provide quality services to the PINS/JD caseload. 2012 saw 420 cases opened for services and 2013's projected figure is 516. We are finding that with the change in law, PINS cases remain with us for a longer period than in prior years.
- To continue to provide mandated and voluntary services for suitable youth ages 7 – 16, and up to 18 years old for PINS.
- To continue to use DAASP (Detention Alternative After School Program) for PINS and JDs.
- To continue to work with other County human service departments in the Juvenile Justice Task Force. Probation will collaborate with these agencies to develop a cost effective plan to implement the revision of Section 735 of the Family Court Act. Community services will be developed and/or enhanced with the ultimate goal to reduce costly placements by timely interventions at the community level.

2014 BUDGET HIGHLIGHTS

- The entire 2014 PINS/JD budget is expected to be reimbursed through the Broome County Social Services Funding stream at 100%.

21020003 PROBATION/PINS

<u>Title of Position</u>	<u>Grade/Unit</u>	<u>2012 Actuals</u>	<u>As of 8/24/2013 Current Authorized</u>	<u>2014 Requested</u>	<u>2014 Recommended</u>
<u>FULL TIME</u>					
Probation Supervisor *	21 BAPA	2	2	1	1
Senior Probation Officer	19 CSEA	3	3	3	3
Probation Officer/Trainee **	17/16 CSEA	<u>14</u>	<u>14</u>	<u>11</u>	<u>11</u>
Total Full-Time Positions		19	19	15	15
<u>PART TIME</u>					
Total Part-Time Positions		0	0	0	0
TOTAL POSITIONS		19	19	15	15

*One position unfunded since 2013 abolished in 2014
 **Three positions unfunded since 2013 abolished in 2014

BROOME COUNTY GOVERNMENT
 REVENUE AND APPROPRIATION SUMMARY
 BY DEPARTMENT AND DIVISION

FUND: 1010 General Operating
 DEPT: 21000000 Probation
 DIV: 02 Probation-JD/PINS

Account	2012 Actuals	2013 Budget	2013 YTD Actuals As of 08/28/13	2014 Budget Requested	2014 Budget Recommended
0000002 Departmental Income					
5000313 CHARGEBACKS - D S S	1,013,897	1,027,190	257,069	1,099,183	1,099,183
0000002 Departmental Income Totals	1,013,897	1,027,190	257,069	1,099,183	1,099,183
Rev Total for Div: 2102	1,013,897	1,027,190	257,069	1,099,183	1,099,183
0000010 Personal Service					
6001000 SALARIES FULL-TIME	683,852	616,455	380,819	635,104	635,104
0000010 Personal Service Totals	683,852	616,455	380,819	635,104	635,104
0000040 Contractual Expenditures					
6004048 MISC OPERATIONAL SUPPLIES	1,635	1,000	0	1,000	1,000
6004146 SUBCONTRACTED PROGRAM EXPENSE	0	0	271	14,000	14,000
6004160 MILEAGE AND PARKING-LOCAL	2,454	8,772	1,623	6,577	6,577
6004161 TRAVEL HOTEL AND MEALS	0	5,136	0	3,550	3,550
6004162 EDUCATION AND TRAINING	104	1,120	0	620	620
6004169 DAY TRIP MEAL REIMBURSEMENT	0	0	0	1,000	1,000
6004573 OTHER FEES FOR SERVICES	1,004	1,400	2,443	5,000	5,000
0000040 Contractual Expenditures Totals	5,197	17,428	4,337	31,747	31,747
0000041 Chargeback Expenses					
6004602 INSURANCE PREMIUM CHARGEBACK	0	981	0	993	993
6004606 TELEPHONE BILLING ACCOUNT	0	4,151	0	665	665
6004609 DATA PROCESSING CHARGEBACKS	0	36,744	0	32,874	32,874
6004614 OTHER CHARGEBACK EXPENSES	208	93	500	593	593
6004615 GASOLINE CHARGEBACK	0	1,178	0	891	891
6004616 FLEET SERVICE CHARGEBACK	0	2,344	2,344	2,231	2,231
6004617 DUPLICATING/PRINTING CHARGEBACK	0	620	0	375	375
6004618 OFFICE SUPPLIES CHARGEBACK	0	2,092	0	1,550	1,550
0000041 Chargeback Expenses Totals	208	48,203	2,844	40,172	40,172

REPORT:BP033

BROOME COUNTY GOVERNMENT
REVENUE AND APPROPRIATION SUMMARY
BY DEPARTMENT AND DIVISION

FUND: 1010 General Operating

DEPT: 21000000 Probation

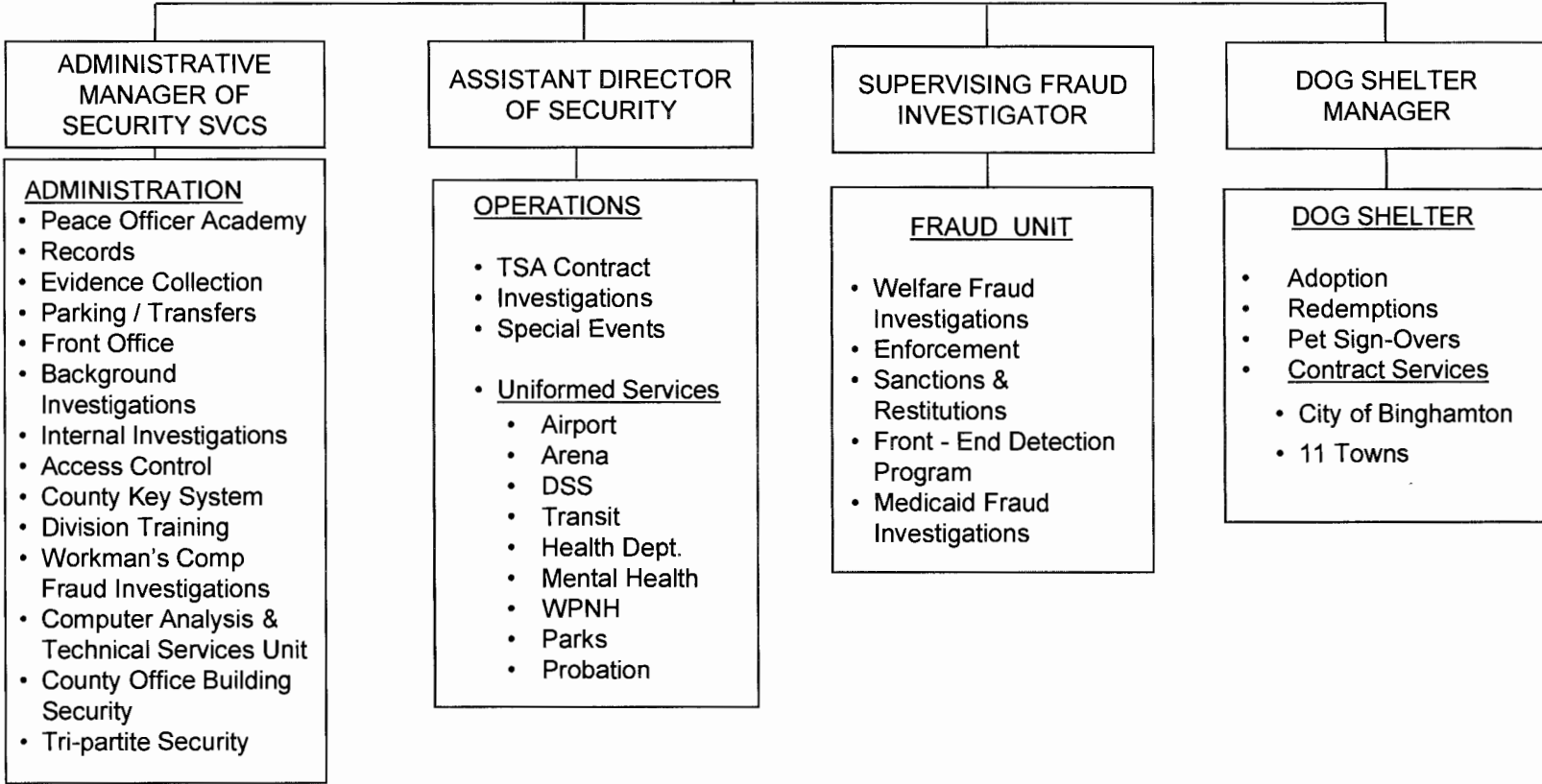
DIV: 02 Probation-JD/PINS

Account	2012 Actuals	2013 Budget	2013 YTD Actuals As of 08/28/13	2014 Budget Requested	2014 Budget Recommended
0000080 Employee Benefits					
6008001 STATE RETIREMENT	121,883	130,998	82,496	148,236	148,236
6008002 SOCIAL SECURITY	49,926	47,159	27,627	48,547	48,547
6008004 WORKERS COMPENSATION	3,870	4,624	0	3,743	3,743
6008006 LIFE INSURANCE	259	231	120	180	180
6008007 HEALTH INSURANCE	133,779	115,368	80,296	127,708	127,708
6008009 RETIREE HEALTH INSURANCE	20,218	45,305	31,709	56,706	56,706
6008010 DISABILITY INSURANCE	1,523	1,419	895	858	858
6008013 HEALTH INS - RETIRE INCENTIVE	5,258	0	0	6,182	6,182
0000080 Employee Benefits Totals	336,716	345,104	223,143	392,160	392,160
Exp Total for Div: 2102	1,025,973	1,027,190	611,143	1,099,183	1,099,183
Total for Div: 21000000	-12,076	0	-354,074	0	0
Total for Dept: 21000000	-2,247,944	-2,554,188	-1,951,683	-2,883,156	-2,883,156

SECURITY SERVICES

COMMISSIONER OF PUBLIC WORKS

DIRECTOR OF SECURITY SERVICES



PUBLIC WORKS

Security

MISSION STATEMENT

Maintain a safe and orderly atmosphere upon County properties and elsewhere by rendering assistance, encouraging compliance, and providing enforcement as necessary. Protect the County facilities and assets from damage and loss. Provide services as required, which are best provided by a security organization, to enhance governmental operations and reduce liability. Provide specific functions as may be required.

DESCRIPTION

The Division consists of five units, which are responsible for unique and separate services. Administrative Services include maintenance and operation of the County ID Card System, Pre-Employment Screening Project, Access Control System, parking lots, evidence retention, lost & found property, Workers' Compensation fraud investigations, security records, and equipment and training. Security Operations include Uniformed Security Services at County facilities such as the Departments of Social Services, Health, Mental Health, Airport, Arena, Forum, Parks, Office Building, Landfill, Willow Point Nursing Home, and BCC. The Case Integrity Unit conducts welfare fraud and internal investigations for the Department of Social Services. The Front Street Shelter provides contracted dog shelter services for eleven towns and the City of Binghamton.

2014 OBJECTIVES

- Continue shared services efforts in the CATS lab and continue to pursue funding avenues.
- Medicaid Fraud-continue efforts to pursue recipient fraud in conjunction with the provider fraud project.
- Continue workplace violence training for all County employees.
- Continue administrative and enforcement of taxi cab regulations.

2014 BUDGET HIGHLIGHTS

- Continue efforts to reduce un-anticipated overtime costs within the division.
- Maintain security efforts at GHJB and Intermodal facilities.
- Evaluate deployment of personnel at facilities and special events for prioritized service.

22000203 PUBLIC WORKS/Security
 22000103

<u>Title of Position</u>	<u>Grade/Unit</u>	<u>2012 Actuals</u>	<u>As of</u> <u>8/24/2013</u>	<u>2014 Requested</u>	<u>2014 Recommended</u>
			<u>Current Authorized</u>		
FULL TIME					
Director of Security	F Admin	1	1	1	1
Assistant Director of Security	23 Admin	1	1	1	1
Administrative Manager of Security Services	23 Admin	1	0	0	0
Supervising Fraud Investigator *	23 BAPA	1	1	1	1
Security Supervisor	18 BAPA	7	6	6	6
Dog Shelter Manager	17 BAPA	1	1	1	1
Sr Security Svcs Investigator	20 CSEA	2	1	1	1
Security Services Investigator	17 CSEA	6	6	6	6
Senior Social Services Examiner	13 CSEA	1	1	1	1
Assistant Dog Shelter Manager	12 CSEA	1	0	0	0
Security Officer II **	12 CSEA	20	19	19	19
Social Services Examiner	11 CSEA	0	0	1	1
Senior Kennel Person	9 CSEA	0	1	1	1
Keyboard Specialist	8 CSEA	2	1	1	1
Kennel Person	7 CSEA	2	1	1	1
Security Officer I	7 CSEA	<u>3</u>	<u>1</u>	<u>1</u>	<u>1</u>
Total Full-Time Positions		49	41	42	42
PART TIME					
Security Officer II	12 CSEA	1	0	0	0
Account Clerk Typist	7 CSEA	<u>1</u>	<u>0</u>	<u>0</u>	<u>0</u>
Total Part-Time Positions		2	0	0	0
TOTAL POSITIONS		51	41	42	42

* One position unfunded since 2013
 ** Two positions unfunded since 2012

REPORT:BP032

BROOME COUNTY GOVERNMENT
REVENUE AND APPROPRIATION SUMMARY BY DEPARTMENT

FUND: 1010 General Operating
DEPT: 22000000 Security

Account	2012 Actuals	2013 Budget	2013 YTD Actuals As of 08/28/13	2014 Budget Requested	2014 Budget Recommended
0000002 Departmental Income					
5000187 REIMBURSEMENT - ANIMAL SHELTER	251,425	247,542	144,399	216,988	216,988
5000217 EVENTS - BASEMENT PARKING	11,695	9,000	8,727	13,000	13,000
5000226 SHELTER REVENUE	0	65,000	0	90,000	90,000
5000230 SECURITY SERVICES - OUTSIDE US	99,308	148,814	102,829	148,814	148,814
5000242 TAXI CAB INSPECTIONS	4,185	4,000	2,375	4,000	4,000
5000308 SECURITY SERVICES	1,880,518	2,031,210	953,364	2,100,881	2,100,881
5000333 OTHER DEPARTMENTAL CHARGEBACK	0	11,419	1,159	11,419	11,419
5000426 MISCELLANEOUS	-45	0	0	0	0
5000431 MISCELLANEOUS	0	6,500	0	6,500	6,500
0000002 Departmental Income Total	2,247,086	2,523,485	1,212,853	2,591,602	2,591,602
0000003 Use of Money					
5000451 INTEREST AND EARNINGS	293	100	134	0	0
5000463 PARKING LOT	10,115	9,900	6,770	5,000	5,000
5000464 PARKING PLAZA	60,540	58,000	44,270	58,000	58,000
0000003 Use of Money Total	70,948	68,000	51,174	63,000	63,000
0000004 Licenses and Permits					
5000482 TAXI CAB LICENSES	51,035	55,500	36,650	55,500	55,500
0000004 Licenses and Permits Total	51,035	55,500	36,650	55,500	55,500
0000007 Misc Interfund Revenues					
5000533 UNCLASSIFIED REVENUES	44,066	30,000	13,901	30,000	30,000
5000534 TRANSFER FROM INSURANCE RESERV	283	0	0	0	0
5000536 PAYMENTS PENALTIES	20	0	0	0	0
5000561 TRANSFER FROM RESERVE FUND	0	0	0	34,105	34,105
0000007 Misc Interfund Revenues Total	44,369	30,000	13,901	64,105	64,105
0000008 State Aid					
5000800 TEMPORARY COURT OFFICERS	-1,579	0	0	0	0
0000008 State Aid Total	-1,579	0	0	0	0

BROOME COUNTY GOVERNMENT
REVENUE AND APPROPRIATION SUMMARY BY DEPARTMENT

FUND: 1010 General Operating
DEPT: 22000000 Security

Account	2012 Actuals	2013 Budget	2013 YTD Actuals As of 08/28/13	2014 Budget Requested	2014 Budget Recommended
0000009 Federal Aid					
5000907 PUBLIC SAFETY GRANTS - FEDERAL	0	80,000	0	80,000	80,000
0000009 Federal Aid Total	0	80,000	0	80,000	80,000
Rev Totals for Dept: 22000000	2,411,859	2,756,985	1,314,578	2,854,207	2,854,207
0000010 Personal Service					
6001000 SALARIES FULL-TIME	1,592,682	1,672,336	964,774	1,706,085	1,706,085
6001001 SALARIES PART-TIME	9,034	0	0	0	0
6001002 SALARIES TEMPORARY	420,854	676,235	319,170	639,436	639,436
6001003 SALARIES OVERTIME	104,783	88,972	55,758	96,000	96,000
6001004 SALARIES SHIFT DIFFERENTIAL	11,688	16,800	7,717	15,000	15,000
6001008 STAND-BY PAY	8,213	5,773	5,093	8,500	8,500
6001009 OTHER PERSONNEL SERVICES	1,139	0	3,269	4,000	4,000
0000010 Personal Service Totals	2,148,393	2,460,116	1,355,781	2,469,021	2,469,021
0000040 Contractual Expenditures					
6004010 BOOKS AND SUBSCRIPTIONS	1,198	1,050	1,372	1,050	1,050
6004012 OFFICE SUPPLIES	7,738	8,614	4,577	8,614	8,614
6004021 BLDG MAINTENANCE SUPPLIES	400	500	128	500	500
6004022 FUEL AND HEATING SUPPLIES	8,154	10,000	4,747	8,500	8,500
6004023 BLDG AND GROUNDS SUPPLIES	2,677	5,000	1,470	3,000	3,000
6004030 FOOD AND BEVERAGES	500	814	585	600	600
6004032 HSLD LAUNDRY & CLEANING SUPPLI	0	350	0	0	0
6004041 PHOTOGRAPHIC SUPPLIES	553	1,000	2,052	700	700
6004048 MISC OPERATIONAL SUPPLIES	44,725	49,125	32,381	52,850	52,850
6004050 ANIMAL FOOD	2,238	2,000	835	2,500	2,500
6004052 UNIFORMS	9,777	15,362	11,711	12,000	12,000
6004054 SAFETY SUPPLIES	602	2,400	536	2,400	2,400
6004055 COMPUTER SOFTWARE AND SUPPLIES	14,543	8,500	1,421	14,500	14,500
6004056 COMPUTER EQUIPMENT(NON CAPITAL	474	0	3,040	0	0
6004100 POSTAGE AND FREIGHT	19	50	0	50	50
6004105 DUES AND MEMBERSHIPS	135	1,000	0	500	500
6004106 GENERAL OFFICE EXPENSES	60	250	0	50	50
6004113 WATER AND SEWAGE CHARGES	3,431	3,000	1,831	3,500	3,500

REPORT:BP032

BROOME COUNTY GOVERNMENT
REVENUE AND APPROPRIATION SUMMARY BY DEPARTMENT

FUND: 1010 General Operating
DEPT: 22000000 Security

Account	2012 Actuals	2013 Budget	2013 YTD Actuals As of 08/28/13	2014 Budget Requested	2014 Budget Recommended
6004115 ELECTRIC CURRENT	5,009	6,000	2,643	5,500	5,500
6004117 BUILDING AND GROUNDS EXPENSES	3,724	2,400	1,168	3,500	3,500
6004137 ADVERTISING AND PROMOTION EXPE	0	100	0	0	0
6004138 OTHER OPERATIONAL EXPENSES	10,669	12,925	6,629	12,925	12,925
6004161 TRAVEL HOTEL AND MEALS	1,432	2,900	3,108	2,900	2,900
6004162 EDUCATION AND TRAINING	1,475	1,600	990	1,600	1,600
6004164 NON-EMPLOYEE TRAVEL HOTEL & ME	0	500	0	500	500
6004192 SOFTWARE MAINTENANCE	2,314	4,000	4,790	10,000	10,000
6004196 COPYING MACHINE RENTALS	2,600	2,670	1,763	2,670	2,670
6004200 PROPERTY LOSS	283	0	170	0	0
6004402 LAB SERVICES	8,005	0	6,230	8,000	8,000
6004568 VETERINARIAN SERVICES	21,192	20,000	17,715	37,000	37,000
6004595 TRANSFER TO RESERVE	0	6,570	0	0	0
0000040 Contractual Expenditures Totals	153,927	168,680	111,892	195,909	195,909
0000041 Chargeback Expenses					
6004602 INSURANCE PREMIUM CHARGEBACK	18,043	8,934	4,467	3,586	3,586
6004606 TELEPHONE BILLING ACCOUNT	0	1,792	0	1,638	1,638
6004609 DATA PROCESSING CHARGEBACKS	3,639	2,834	1,417	3,549	3,549
6004610 PERSONAL SERVICES CHARGEBACKS	0	11,419	0	11,419	11,419
6004614 OTHER CHARGEBACK EXPENSES	1,960	50	22	100	100
6004615 GASOLINE CHARGEBACK	35,853	48,000	17,090	45,000	45,000
6004616 FLEET SERVICE CHARGEBACK	26,720	35,919	35,919	42,389	42,389
6004617 DUPLICATING/PRINTING CHARGEBA	308	300	642	400	400
6004618 OFFICE SUPPLIES CHARGEBACK	1,267	1,500	765	1,250	1,250
6004619 BUILDING SERVICE CHARGEBACK	4,480	5,000	2,018	5,000	5,000
6004626 TRANSPORTATION SERVICES CHARGE	0	28,013	28,013	6,966	6,966
0000041 Chargeback Expenses Totals	92,270	143,761	90,353	121,297	121,297
0000080 Employee Benefits					
6008001 STATE RETIREMENT	302,839	354,692	213,184	402,326	402,326
6008002 SOCIAL SECURITY	159,250	187,637	100,798	198,695	198,695
6008004 WORKERS COMPENSATION	20,526	20,149	10,075	20,013	20,013
6008006 LIFE INSURANCE	740	749	359	615	615
6008007 HEALTH INSURANCE	310,252	316,554	188,561	334,349	334,349
6008009 RETIREE HEALTH INSURANCE	97,264	120,429	86,309	138,018	138,018
6008010 DISABILITY INSURANCE	3,669	3,869	2,180	2,418	2,418
6008011 UNEMPLOYMENT INSURANCE	6,167	0	3,344	0	0
6008013 HEALTH INS - RETIRE INCENTIVE	8,592	1,048	0	0	0

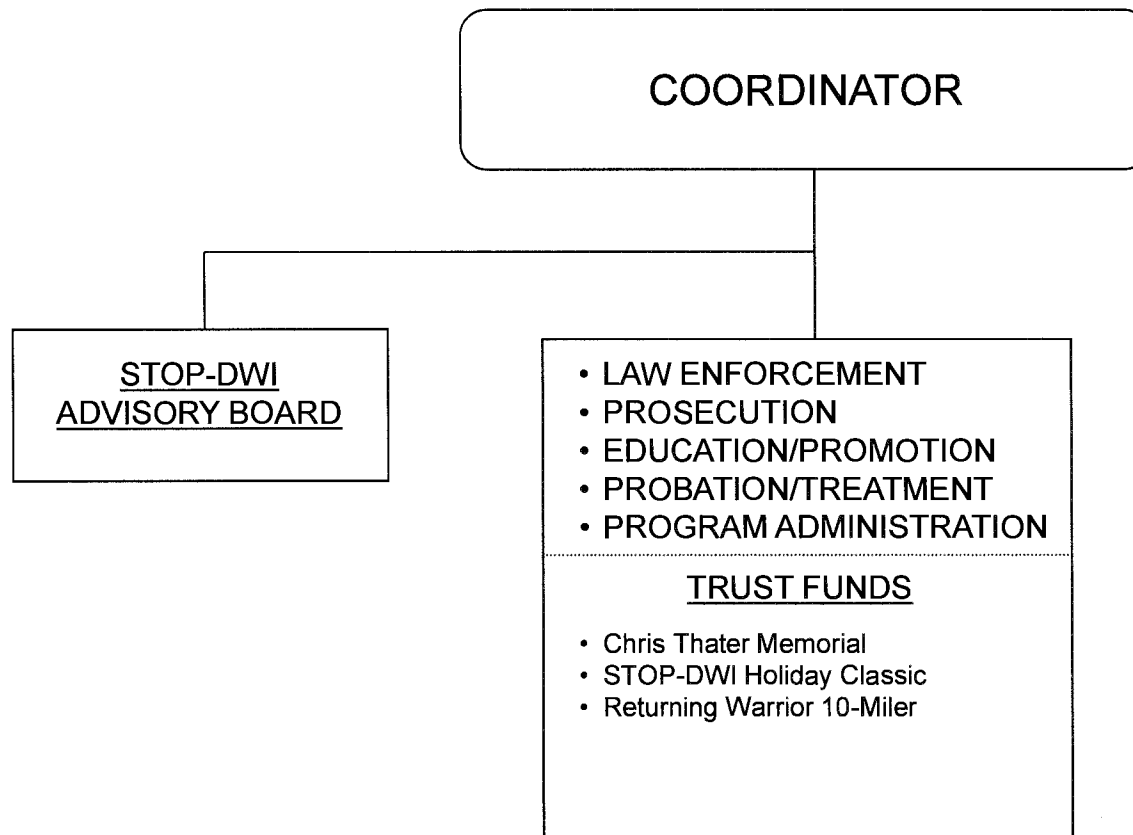
REPORT:BP032

BROOME COUNTY GOVERNMENT
REVENUE AND APPROPRIATION SUMMARY BY DEPARTMENT

FUND: 1010 General Operating
DEPT: 22000000 Security

Account	2012 Actuals	2013 Budget	2013 YTD Actuals As of 08/28/13	2014 Budget Requested	2014 Budget Recommended
0000080 Employee Benefits Totals	909,299	1,005,127	604,810	1,096,434	1,096,434
Exp Totals for Dept: 22000000	3,303,889	3,777,684	2,162,836	3,882,661	3,882,661
Total for Dept: 22000000	-892,030	-1,020,699	-848,258	-1,028,454	-1,028,454

STOP - DWI



STOP-DWI

MISSION STATEMENT

To develop and coordinate a comprehensive DWI counter-measure program to reduce impaired driving and alcohol/drug related traffic injuries and fatalities.

DESCRIPTION

STOP-DWI stands for “Special Traffic Options Program for Driving While Intoxicated”. The STOP-DWI Program was enacted by the State Legislature in 1981 for the purposes of empowering county governments to coordinate local efforts to reduce the incidence of impaired driving within the context of a comprehensive and financially self-sustaining highway safety program.

Pursuant to Article 31 Section 1197 of the New York State Vehicle and Traffic Law and 15 NYCRR Part 172 of the Commissioner’s Rules and Regulations, the Broome County STOP-DWI Program develops and coordinates a comprehensive DWI countermeasures program – that places a priority on general deterrence – the prevention of impaired driving through a high visibility enforcement and prosecution effort. To that end, STOP-DWI funds extra police patrols that are dedicated to DWI enforcement. STOP-DWI also provides specialized breath testing equipment and video cameras to police agencies as well. The District Attorney’s office receives funds for an additional prosecutor to specialize in DWI cases. STOP-DWI also funds a position with the Broome County Probation Department to deal with recidivist DWI offenders.

In addition, STOP-DWI funds an effective traditional and social media campaign in order to heighten public awareness about the dangers of

impaired driving and to promote the enforcement and prosecution efforts.

STOP-DWI also sponsors numerous training seminars for prosecutors, police, educators, and treatment professionals who deal with various aspects of the impaired driving issues. STOP-DWI works with area middle and high schools and conducts numerous community outreach programs. The STOP-DWI Program also sponsors a high school basketball tournament, a high school girls softball tournament, a bicycle race, a 5K Run, and a 10-Mile Run focused on Veteran related traffic safety issues using the popularity of sports to further promote its STOP-DWI and healthy lifestyles message.

STOP-DWI operates under 15 NYCRR Part 172 of the Commissioners Rules and Regulations which limits funding to only enhancement programs, which reduce the incidence of drunk driving. Broome County’s STOP-DWI Program is supported entirely by the fines paid by people convicted of driving while intoxicated and DWI Probation supervision fees.

2014 OBJECTIVES

Enforcement and Adjudication Component:

- Continue the high visibility STOP-DWI Task Force Program involving specially marked patrol vehicles and overtime patrols that are dedicated to DWI enforcement.
- Continue the digital recording program in which DWI offenders are recorded at the scene of arrest and at police stations.
- Purchase specialized breath testing equipment and supplies for DWI enforcement.
- Support specialized crash investigation and reconstruction efforts among Broome County’s law enforcement agencies.

- Support the Drug Recognition Expert (DRE) Program with area police agencies.
- Continue the STOP-DWI Prosecution Program with the Broome County District Attorney's Office.
- Continue the STOP-DWI Probation Program with the Broome County Probation Department.
- Continue funding an in-house random drug testing program for DWI Probationers.

Education and Public Awareness Component:

- Continue specialized education programs for enforcement, prosecution, education, and treatment professionals who deal with various aspects of the impaired driving issues.
- Continue to offer TIPS Alcohol Server Training Program to on-premise (bars, taverns) and off-premise (caterers) establishments and to work with licensed establishments on the prevention of impaired driving.
- Conduct community outreach via public speaking engagements, presenting booths at health fairs and trade shows and by making available videos, displays, and printed materials to schools and other organizations.
- Continue to support education and public awareness activities in area middle schools and high schools.
- Conduct a comprehensive electronic and print advertising campaign to promote awareness about the DWI issue.
- Conduct special projects/events such as the STOP-DWI Holiday Classic, STOP-DWI Tournament of Champions and the Chris Thater Memorial to further promote the STOP-DWI and healthy lifestyles message to youth and the community.

Administrative/Evaluation Component:

- Work with the STOP-DWI Advisory Board, local officials and public and private community organizations to develop and coordinate a comprehensive DWI countermeasure program.
- Monitor and evaluate traffic accident, arrest, and conviction data to assess the effectiveness of Broome County's STOP-DWI effort.
- Coordinate local efforts to implement the Ignition Interlock Device (IID) requirements of Leandra's Law.
- Seek private/corporate sponsorship to help finance education and promotional efforts.

2014 BUDGET HIGHLIGHTS

- Application of DWI fine revenues to cover FY2014 program expenses at no cost to local taxpayers.
- Application of DWI Probation Supervision Fees to fund STOP-DWI's Probation programming.
- Minimal application of STOP-DWI fund balance to help finance FY2014 budget.
- Maintaining a comprehensive DWI countermeasures program with declining DWI fine revenues.
- Providing financial assistance to county and local law enforcement for the purchase of specialized equipment and overtime patrols.
- Obtaining grant funding to off-set loss of DWI fine money to minimize reductions in law enforcement and education programs.

24010003 STOP DWI

<u>Title of Position</u>	<u>Grade/Unit</u>	<u>2012 Actuals</u>	<u>As of 8/24/2013 Current Authorized</u>	<u>2014 Requested</u>	<u>2014 Recommended</u>
<u>FULL TIME</u>					
STOP DWI Coordinator	22 Admin	1	1	1	1
Secretary	13 CSEA	1	1	1	1
Total Full-Time Positions		2	2	2	2
<u>PART TIME</u>					
Total Part-Time Positions		0	0	0	0
TOTAL POSITIONS		2	2	2	2

REPORT:BP032

BROOME COUNTY GOVERNMENT
REVENUE AND APPROPRIATION SUMMARY BY DEPARTMENT

FUND: 1010 General Operating
DEPT: 24000000 STOP DWI

Account	2012 Actuals	2013 Budget	2013 YTD Actuals As of 08/28/13	2014 Budget Requested	2014 Budget Recommended
0000002 Departmental Income					
5000201 MISC ADMIN AND OTHER INCOME	27,616	0	0	30,000	30,000
5000426 MISCELLANEOUS	250	0	0	0	0
0000002 Departmental Income Total	27,866	0	0	30,000	30,000
0000005 Fines and Forfeitures					
5000491 STOP DWI FINES	336,991	320,000	178,441	320,000	320,000
5000492 DWI SUPERVISION FEES	44,775	43,000	27,645	43,000	43,000
0000005 Fines and Forfeitures Total	381,766	363,000	206,086	363,000	363,000
0000007 Misc Interfund Revenues					
5000561 TRANSFER FROM RESERVE FUND	0	14,500	14,500	0	0
0000007 Misc Interfund Revenues Total	0	14,500	14,500	0	0
Rev Totals for Dept: 24000000	409,632	377,500	220,586	393,000	393,000
0000010 Personal Service					
6001000 SALARIES FULL-TIME	69,178	92,148	58,881	96,372	96,372
6001002 SALARIES TEMPORARY	49,932	0	0	0	0
0000010 Personal Service Totals	119,110	92,148	58,881	96,372	96,372
0000040 Contractual Expenditures					
6004010 BOOKS AND SUBSCRIPTIONS	385	500	624	500	500
6004012 OFFICE SUPPLIES	833	2,000	440	1,500	1,500
6004048 MISC OPERATIONAL SUPPLIES	1,622	3,000	1,461	4,527	4,527
6004100 POSTAGE AND FREIGHT	128	500	0	250	250
6004105 DUES AND MEMBERSHIPS	1,106	955	968	975	975
6004106 GENERAL OFFICE EXPENSES	30	30	0	30	30
6004131 PHOTOGRAPHIC EXPENSES	199	200	0	0	0
6004136 OPERATIONAL EQUIPMENT REPAIRS	0	500	0	250	250
6004137 ADVERTISING AND PROMOTION EXPE	53,786	45,626	36,701	46,900	46,900

BROOME COUNTY GOVERNMENT
REVENUE AND APPROPRIATION SUMMARY BY DEPARTMENT

FUND: 1010 General Operating
DEPT: 24000000 STOP DWI

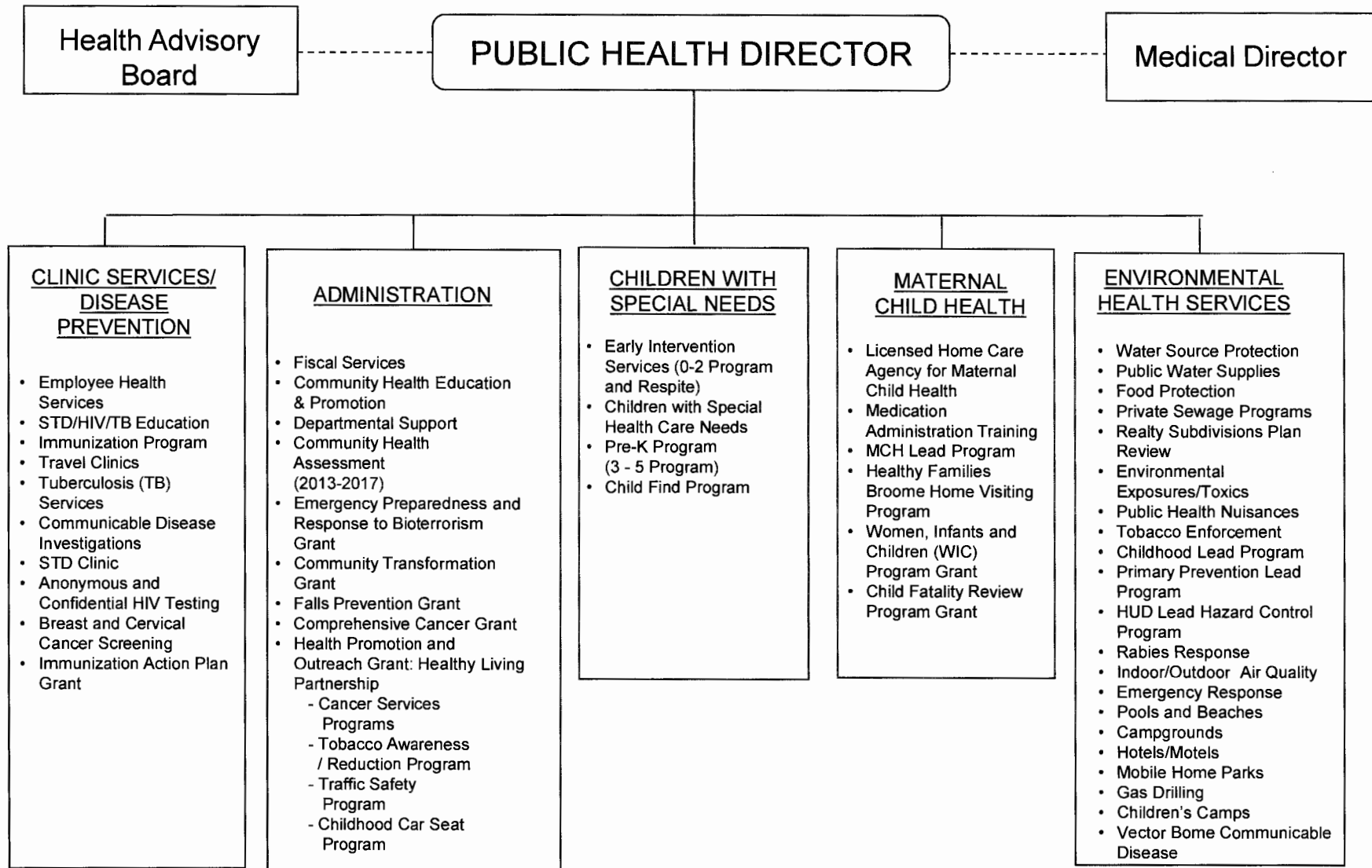
Account	2012 Actuals	2013 Budget	2013 YTD Actuals As of 08/28/13	2014 Budget Requested	2014 Budget Recommended
6004146 SUBCONTRACTED PROGRAM EXPENSE	79,622	68,000	19,942	70,500	70,500
6004160 MILEAGE AND PARKING-LOCAL	620	250	96	500	500
6004161 TRAVEL HOTEL AND MEALS	725	250	331	500	500
6004162 EDUCATION AND TRAINING	800	500	100	500	500
6004164 NON-EMPLOYEE TRAVEL HOTEL & ME	0	500	840	1,000	1,000
6004165 ADVISORY BD/TRUSTEES EXPENSES	180	250	0	250	250
6004166 NON-EMPLOYEE EDUCATION AND TRN	338	1,000	-28	2,500	2,500
6004196 COPYING MACHINE RENTALS	962	1,445	962	1,000	1,000
0000040 Contractual Expenditures Totals	141,336	125,506	62,437	131,682	131,682
0000041 Chargeback Expenses					
6004602 INSURANCE PREMIUM CHARGEBACK	119	107	107	112	112
6004610 PERSONAL SERVICES CHARGEBACKS	95,645	104,000	59,394	105,000	105,000
6004617 DUPLICATING/PRINTING CHARGEBA	745	0	0	0	0
6004618 OFFICE SUPPLIES CHARGEBACK	229	0	0	0	0
0000041 Chargeback Expenses Totals	96,738	104,107	59,501	105,112	105,112
0000080 Employee Benefits					
6008001 STATE RETIREMENT	20,354	19,581	12,673	22,067	22,067
6008002 SOCIAL SECURITY	8,677	7,049	3,697	7,372	7,372
6008004 WORKERS COMPENSATION	1,423	544	272	653	653
6008006 LIFE INSURANCE	47	38	20	30	30
6008007 HEALTH INSURANCE	24,434	22,428	13,963	23,122	23,122
6008009 RETIREE HEALTH INSURANCE	5,686	5,970	3,980	6,478	6,478
6008010 DISABILITY INSURANCE	129	129	81	112	112
6008011 UNEMPLOYMENT INSURANCE	14,067	0	0	0	0
0000080 Employee Benefits Totals	74,817	55,739	34,686	59,834	59,834
Exp Totals for Dept: 24000000	432,001	377,500	215,505	393,000	393,000
Total for Dept: 24000000	-22,369	0	5,081	0	0

**THIS PAGE IS
INTENTIONALLY LEFT BLANK**

HEALTH

<u>DEPARTMENT/DIVISION</u>	<u>PAGE</u>
Health	
Administration	210
Environmental Health (Includes Rabies Control)	219
Clinics & Disease Control	224
Maternal Child Health Development	230
Mental Health	
Mental Health Clinic	237
Willow Point Nursing Home	
Administration & General	245
Nursing	255
Dietary	260
Cleanliness & Safety	264
Social Programs	269
Ancillaries	273
Debt Service	277
Transfers	279

HEALTH



HEALTH

Administration

MISSION STATEMENT

Administration exists to establish and maintain the necessary infrastructure to assure the quality and consistency of public health services provided to the community in a cost-effective manner. The department strives to reduce inefficiencies, provide economies, and ensure compliance with regulations, accreditation standards and laws established by governing bodies. Administration serves as a “hub” between external recipients and internal recipients of services.

Public Health Standards:

Investigate health problems and environmental public health hazards to protect the community

- Conduct timely investigations of health problems and environmental public health hazards.
- Contain/mitigate health problems and environmental public health hazards.
- Analyze public health data to identify trends in health problems, environmental public health hazards, and social and economic factors that affect the public’s health.
- Maintain a plan with policies and procedures for urgent and non-urgent communications.

Inform and educate about public health issues and functions

- Provide health education and health promotion policies, programs, processes, and interventions to support prevention and wellness.
- Provide information on public health issues and public health functions through multiple methods to a variety of audiences.

Develop public health policies and plans

- Serve as a primary and expert resource for establishing and maintaining public health polices, practices, and capacity.

- Develop and implement a health department organizational strategic plan.
- Conduct a comprehensive planning process resulting in a Community Health Improvement Plan.
- Maintain an All Hazards Emergency Operations Plan

Enforce public health laws.

- Review existing laws and work with governing entities and elected/appointed officials to update as needed.
- Educate individuals and organizations on the meaning, purpose, compliance, and benefit of public health laws and how to comply.
- Conduct and monitor public health enforcement activities and coordinate notification of violations among appropriate agencies.

Evaluate and continuously improve processes, programs and interventions.

- Use a performance management system to improve organizational practice, processes, programs, and interventions
- Develop and implement quality improvement processes integrated into organizational practice, programs, processes and interventions.

Maintain administrative and management capacity

- Develop and maintain an operational infrastructure to support the performance of public health functions.
- Establish effective financial management systems

Maintain capacity to engage the public health governing entity.

- Maintain current operational definitions and statements of the public health roles, responsibilities, and authorities.
- Provide information to the governing entity regarding public health and the official responsibilities of the health department and of the governing entity.
- Encourage the governing entity’s engagement in the public health department’s overall obligations and responsibilities.

DESCRIPTION OF SERVICES

The Administration Division is composed of three units: fiscal, departmental support, and administration.

- The fiscal unit is responsible for all facets of the Health Department's finances. Under the direction of the Fiscal Services Administrator, the fiscal staff provide payroll and personnel processing, accounts payable and receivable, cash management, statistical and financial analysis, billing, claiming and grants management. In addition, the unit prepares complex financial and statistical reports, (including cost reports), state aid applications, and various reports for the Health Department programs. Staff provides information and guidance on fiscal matters to the other divisions. Accountants act as liaisons to agency and non-agency staff regarding fiscal and program operations, departmental budget requests, and grant programs. The Fiscal Services Administrator coordinates the budget process fiscal procedures, and personnel activities for the entire Health Department.
- Departmental support assigned staff members are responsible for maintaining a clean and safe physical environment for the clients/visitors. Expenses support the infrastructure of the Health Department including telecommunications, service contracts, and information technology.
- Plans, directs, and administers all public health programs and services according to applicable laws and regulations as described in the Broome County Charter, Public Health Law and federal regulations.
- Serve as a primary and expert resource for establishing and maintaining Public Health policies, practices and capacity.
- Conducts public health surveillance, investigates public health issues, and evaluates public health interventions targeting chronic disease prevention and control, emerging infectious disease outbreaks, toxic exposures, environmental health problems, injuries, unintentional child fatalities, injuries or deaths due to motor vehicle, pedestrian and bicycle crashes, communicable

diseases, maternal child health morbidity, and tobacco control and preventive cancer services.

- Exercises, tests, refines and implements the Countywide Health Emergency Operations Plan for terrorist threats/incidents, communicable disease outbreaks, and disasters.
- Provides education to medical community to ensure timely identification and diagnosis of symptoms resulting from a biological, chemical, or radiological all hazards event.
- Directs the 2010-2013 Community Health Assessment and Community Health Improvement Plan process and functions as a community liaison in the process.
- Develops and assures compliance with the Municipal Public Health Services Plan and participates in evaluating, planning, and monitoring the health status of the County and its residents.
- Provides direct supervision and direction of departmental community health education and promotion activities. Coordinates and administers health education and health promotion activities in collaboration with other community agencies stakeholders, residents and elected officials.
- Provides direct supervision and direction to the fiscal and departmental support staff.

2014 OBJECTIVES

- Engage in meaningful research of community health status, measured by jurisdictional mortality, incidence, or prevalence. Assess County characteristics such as poverty, health disparities, and health literacy to determine health behaviors, adverse health events, and populations at risk.
- Coordinate stakeholders from all sectors to participate in the Community Health Improvement Plan.
- Develop a well-trained and competent workforce through assessing training needs and collaborative planning with institutions of higher learning to maintain the technological tools of the public health infrastructure that are necessary to support all essential public health services.

- Increase awareness of chronic disease prevention through evidence-based health promotion and education activities and strategies that encourage lifestyle changes and engages community members where they live, learn, work, play, and pray.
- Build the capacity of community organizations to provide health information and programming as part of “doing business” offering cost-effective programs that impact health outcomes and are easy to replicate.
- Collaborate with institutions of higher learning to bring in expertise in planning and evaluation, epidemiologic studies, data collection, and management.

2014 BUDGET HIGHLIGHTS

- Maintain health education activities to provide for coordination of efforts to prevent diseases and encourage healthy lifestyles by building the capacity of community organizations and by seeking insurance reimbursement where appropriate.
- Improved community health assessment and surveillance activities through coordination with other community agencies.
- Continued maximization of grant funding to support operating budget as the focus of public health shifts from direct services provision to surveillance, assurance, and policy development.
- Prioritization of expenses to reflect identified staff needs for education and technology, while focusing on equitable salary levels for recruiting and retaining staff.

25010004 HEALTH/Administration

<u>Title of Position</u>	<u>Grade/Unit</u>	<u>2012 Actuals</u>	<u>As of 8/24/2013 Current Authorized</u>	<u>2014 Requested</u>	<u>2014 Recommended</u>
<u>FULL TIME</u>					
Director of Public Health	I Admin	1	1	1	1
Fiscal Services Administrator (40)	24 Admin	1	1	1	1
Supervising Public Health Educator *	21 BAPA	1	1	1	1
Senior Accountant	18 BAPA	1	1	1	1
Accountant (County)	16 CSEA	1	0	0	0
Principal Account Clerk	13 CSEA	1	2	2	2
Secretary	13 CSEA	1	1	1	1
Senior Account Clerk	9 CSEA	2	2	2	2
Senior Custodial Worker (40)	9 CSEA	<u>1</u>	<u>1</u>	<u>1</u>	<u>1</u>
Total Full-Time Positions		10	10	10	10
<u>PART TIME</u>					
Secretary	13 CSEA	1	1	1	1
Account Clerk	7 CSEA	<u>1</u>	<u>1</u>	<u>1</u>	<u>1</u>
Total Part-Time Positions		2	2	2	2
TOTAL POSITIONS		12	12	12	12

* Position is being charged to a grant in the current budget year

BROOME COUNTY GOVERNMENT
 REVENUE AND APPROPRIATION SUMMARY
 BY DEPARTMENT AND DIVISION

FUND: 1010 General Operating
 DEPT: 25000000 Health
 DIV: 01 Health-Administration

Account	2012 Actuals	2013 Budget	2013 YTD Actuals As of 08/28/13	2014 Budget Requested	2014 Budget Recommended
25000000 Health					
0000002 Departmental Income					
5000118 FEES FOR SERVICES	45,961	50,697	0	0	0
5000331 CHARGEBACK TO GRANTS	54,025	123,852	67,621	121,783	121,783
5000333 OTHER DEPARTMENTAL CHARGEBACK	43	0	1,376	0	0
5000335 COPIER CHARGEBEACK	2,703	1,032	941	2,725	2,725
5000426 MISCELLANEOUS	260	0	0	0	0
0000002 Departmental Income Totals	102,992	175,581	69,938	124,508	124,508
0000003 Use of Money					
5000451 INTEREST AND EARNINGS	0	0	3	0	0
5000470 VENDING MACHINE	1,136	1,000	353	1,000	1,000
0000003 Use of Money Totals	1,136	1,000	356	1,000	1,000
0000006 Sale of Prop and Comp for Loss					
5000518 SALE OF EQUIPMENT	282	0	0	0	0
0000006 Sale of Prop and Comp for Loss Totals	282	0	0	0	0
0000007 Misc Interfund Revenues					
5000530 REFUNDS OF PRIOR YEARS EXPENDI	298	0	793	0	0
5000534 TRANSFER FROM INSURANCE RESERV	1,156	0	0	0	0
5000545 CREDIT CARD REBATES	104	0	0	0	0
0000007 Misc Interfund Revenues Totals	1,558	0	793	0	0
0000008 State Aid					
5000808 OTHER STATE AID	30,724	24,842	0	0	0
5000821 PUBLIC HEALTH WORK	564,582	490,377	462,575	505,938	505,938
0000008 State Aid Totals	595,306	515,219	462,575	505,938	505,938
0000009 Federal Aid					
5000912 HEALTH DEPT - FEDERAL	1	0	0	0	0
0000009 Federal Aid Totals	1	0	0	0	0

REPORT:BP033

BROOME COUNTY GOVERNMENT
REVENUE AND APPROPRIATION SUMMARY
BY DEPARTMENT AND DIVISION

FUND: 1010 General Operating
DEPT: 25000000 Health
DIV: 01 Health-Administration

Account	2012 Actuals	2013 Budget	2013 YTD Actuals As of 08/28/13	2014 Budget Requested	2014 Budget Recommended
Rev Total for Div: 2501	701,275	691,800	533,662	631,446	631,446
0000010 Personal Service					
6001000 SALARIES FULL-TIME	401,807	479,880	285,051	492,161	492,161
6001001 SALARIES PART-TIME	38,973	40,626	26,745	41,803	41,803
6001002 SALARIES TEMPORARY	37,961	25,141	44,842	54,357	54,357
6001003 SALARIES OVERTIME	3,021	2,058	2,933	4,510	4,510
0000010 Personal Service Totals	481,762	547,705	359,571	592,831	592,831
0000040 Contractual Expenditures					
6004010 BOOKS AND SUBSCRIPTIONS	658	1,343	304	1,045	1,045
6004012 OFFICE SUPPLIES	3,412	5,500	486	5,000	5,000
6004022 FUEL AND HEATING SUPPLIES	13,066	20,000	8,916	17,000	17,000
6004023 BLDG AND GROUNDS SUPPLIES	4,472	5,000	2,887	5,000	5,000
6004046 GAS OIL GREASE AND DIESEL FUEL	374	500	91	500	500
6004048 MISC OPERATIONAL SUPPLIES	0	0	411	0	0
6004055 COMPUTER SOFTWARE AND SUPPLIES	1,625	600	85	600	600
6004056 COMPUTER EQUIPMENT (NON CAPITAL)	0	3,200	120	2,400	2,400
6004100 POSTAGE AND FREIGHT	1,030	1,054	546	1,030	1,030
6004105 DUES AND MEMBERSHIPS	3,823	3,891	50	3,891	3,891
6004106 GENERAL OFFICE EXPENSES	1,731	539	3,203	1,800	1,800
6004111 BUILDING AND LAND RENTAL	110,002	489,448	249,243	490,413	490,413
6004112 BLDG GROUNDS AND EQUIP REPAIR	428	0	0	0	0
6004113 WATER AND SEWAGE CHARGES	1,886	2,240	1,464	2,100	2,100
6004115 ELECTRIC CURRENT	41,974	45,000	20,725	44,000	44,000
6004117 BUILDING AND GROUNDS EXPENSES	7,178	7,044	3,171	6,911	6,911
6004138 OTHER OPERATIONAL EXPENSES	274	0	0	0	0
6004146 SUBCONTRACTED PROGRAM EXPENSE	273	0	0	0	0
6004160 MILEAGE AND PARKING-LOCAL	20	162	0	162	162
6004161 TRAVEL HOTEL AND MEALS	120	1,884	172	1,884	1,884
6004162 EDUCATION AND TRAINING	132	1,699	140	1,599	1,599
6004165 ADVISORY BD/TRUSTEES EXPENSES	63	300	20	250	250
6004168 OTHER PERSONAL EXPENSES	113	118	0	118	118
6004195 HARDWARE RENTAL	4,076	3,141	-1,112	4,447	4,447
6004196 COPYING MACHINE RENTALS	1,730	2,500	157	2,000	2,000

BROOME COUNTY GOVERNMENT
 REVENUE AND APPROPRIATION SUMMARY
 BY DEPARTMENT AND DIVISION

FUND: 1010 General Operating
 DEPT: 25000000 Health
 DIV: 01 Health-Administration

Account	2012 Actuals	2013 Budget	2013 YTD Actuals As of 08/28/13	2014 Budget Requested	2014 Budget Recommended
6004200 PROPERTY LOSS	1,156	0	0	0	0
6004405 REHAB AND THERAPY SERVICES	260	0	0	0	0
6004406 MEDICAL AND HOSPITAL SERVICES	97	0	0	0	0
6004413 OTHER HEALTH AND MEDICAL SERVI	70,002	86,112	44,433	91,356	91,356
6004500 ACCTG AND COST ALLOCATION SERV	1,500	1,500	1,500	1,500	1,500
6004505 CONTRACTED DATA PROCESSING SER	480	0	-140	0	0
6004591 CASH SHORT AND OVER	11	0	0	0	0
0000040 Contractual Expenditures Totals	271,966	682,775	336,872	685,006	685,006
0000041 Chargeback Expenses					
6004601 INDIRECT COSTS	411,665	411,665	0	409,593	409,593
6004602 INSURANCE PREMIUM CHARGEBACK	1,145	1,311	656	2,759	2,759
6004604 DPW SECURITY CHARGEBACKS	107,523	108,206	54,103	99,035	99,035
6004605 COUNTY ATTORNEY CHARGEBACKS	35,739	41,836	9,440	44,014	44,014
6004606 TELEPHONE BILLING ACCOUNT	12,437	9,267	2,083	8,455	8,455
6004609 DATA PROCESSING CHARGEBACKS	61,170	57,403	32,296	68,342	68,342
6004610 PERSONAL SERVICES CHARGEBACKS	75,406	76,754	0	88,070	88,070
6004614 OTHER CHARGEBACK EXPENSES	108,758	105,390	29,380	2,948	2,948
6004615 GASOLINE CHARGEBACK	678	629	395	678	678
6004616 FLEET SERVICE CHARGEBACK	979	850	10,845	979	979
6004617 DUPLICATING/PRINTING CHARGEBAC	4,227	2,065	1,644	4,227	4,227
6004618 OFFICE SUPPLIES CHARGEBACK	1,295	2,000	1,037	1,295	1,295
6004619 BUILDING SERVICE CHARGEBACK	1,361	5,000	861	5,000	5,000
0000041 Chargeback Expenses Totals	822,383	822,376	142,740	735,395	735,395
0000060 Principal on Indebtedness					
6006008 PRINCIPAL ON CAPITAL LEASE	219,692	0	0	0	0
0000060 Principal on Indebtedness Totals	219,692	0	0	0	0
0000070 Interest on Indebtedness					
6007005 INTEREST ON CAPITAL LEASE	176,392	0	0	0	0
0000070 Interest on Indebtedness Totals	176,392	0	0	0	0
0000080 Employee Benefits					
6008001 STATE RETIREMENT	67,209	107,754	68,737	123,436	123,436

REPORT:BP033

BROOME COUNTY GOVERNMENT
REVENUE AND APPROPRIATION SUMMARY
BY DEPARTMENT AND DIVISION

FUND: 1010 General Operating
DEPT: 25000000 Health
DIV: 01 Health-Administration

Account	2012 Actuals	2013 Budget	2013 YTD Actuals As of 08/28/13	2014 Budget Requested	2014 Budget Recommended
6008002 SOCIAL SECURITY	35,404	41,900	25,735	45,352	45,352
6008004 WORKERS COMPENSATION	7,427	10,972	4,930	7,686	7,686
6008006 LIFE INSURANCE	226	247	132	195	195
6008007 HEALTH INSURANCE	109,537	123,378	88,387	147,487	147,487
6008009 RETIREE HEALTH INSURANCE	209,779	228,397	149,519	255,077	255,077
6008010 DISABILITY INSURANCE	1,085	1,097	756	663	663
6008013 HEALTH INS - RETIRE INCENTIVE	4,114	0	0	0	0
0000080 Employee Benefits Totals	434,781	513,745	338,196	579,896	579,896
Exp Total for Div: 2501	2,406,976	2,566,601	1,177,379	2,593,128	2,593,128
Total for Div: 25000000	-1,705,701	-1,874,801	-643,717	-1,961,682	-1,961,682

Health

Environmental Health

MISSION STATEMENT

To promote the public health and prevent communicable disease, chronic conditions and injury by providing technical assistance to the regulated community and education to the public in various program areas, including but not limited to Food Service, Water and Air Quality, Rabies Control, Lead Poisoning Prevention, Swimming Pool inspections and Hotel fire safety inspections. The Division is charged with the enforcement of the New York State Sanitary Code, the Broome County Sanitary code and certain parts of the Public Health Law.

DESCRIPTION OF SERVICES

The Division of Environmental Health conducts: Routine inspections of approximately 1,500 regulated facilities; responds to complaints of public health nuisances; rabies control; enforces the Clean Indoor Air Act and the Adolescent Tobacco Use Prevention Act; reviews plans for public water and private sewage disposal systems; coordinates lead poisoning prevention efforts; conducts communicable disease outbreak investigations; educates facility operators with training courses and the general public with appearances and media releases. The Division of Environmental Health also responds to emergencies and participates in other department emergency planning initiatives.

2014 OBJECTIVES

- Continue to monitor and reduce public health hazards found during inspections within program areas, along with increased education and enforcement actions.
- Implement new program policies and procedures to maintain accountability and efficiency.

- Modify the Broome County Sanitary code fee schedule to come in line with the permit fees of similar counties as well as become more equitable between permitted facilities within program areas.
- Modify Environmental Health staff roles to meet the increasing demands with limited staff and funding.
- Prioritize program objectives to those of high risk. Cut or limit non-mandated programs to meet budget constraints.
- Modify inspection protocols to increase program efficiency and minimize excessive travel.
- Increase transparency to public by placing inspection reports online.
- Increase educational awareness of Environmental Health issues via free in-house and on-line training courses, smart phone apps and media.

2014 BUDGET HIGHLIGHTS

- Continue to pursue grants to decrease Net to County support.
- Decrease contractual costs, travel costs and staff time by humanely euthanizing rabies specimens in-house following NYSDOH and BC Risk and Insurance approved protocol.
- Minimize unnecessary and costly human post exposure prophylaxis by providing Health Care Specialists the tools necessary to make sound judgments when providing treatment.
- Increased the number of food inspections by modifying staff roles and program policies.

25050004 HEALTH/Environmental Health

<u>Title of Position</u>	<u>Grade/Unit</u>	<u>2012 Actuals</u>	<u>As of 8/24/2013 Current Authorized</u>	<u>2014 Requested</u>	<u>2014 Recommended</u>
<u>FULL TIME</u>					
Director of Environmental Health Services	C Admin	1	1	1	1
Senior Public Health Engineer	28 BAPA	1	1	1	1
Groundwater Management Specialist	23 BAPA	1	2	2	2
Public Health Engineer	23 BAPA	1	0	0	0
Senior Public Health Sanitarian	20 BAPA	2	2	2	2
Public Health Sanitarian	17 CSEA	2	2	3	3
Public Health Technician	14 CSEA	2	2	1	1
Secretary	13 CSEA	1	1	1	1
Keyboard Specialist	8 CSEA	<u>1</u>	<u>1</u>	<u>1</u>	<u>1</u>
Total Full-Time Positions		12	12	12	12
<u>PART TIME</u>					
Total Part-Time Positions		0	0	0	0
TOTAL POSITIONS		12	12	12	12

BROOME COUNTY GOVERNMENT
 REVENUE AND APPROPRIATION SUMMARY
 BY DEPARTMENT AND DIVISION

FUND: 1010 General Operating
 DEPT: 25000000 Health
 DIV: 05 Health-Environmental Health

Account	2012 Actuals	2013 Budget	2013 YTD Actuals As of 08/28/13	2014 Budget Requested	2014 Budget Recommended
0000002 Departmental Income					
5000118 FEES FOR SERVICES	238,689	216,670	179,513	229,573	229,573
5000119 PUBLIC HEALTH FINES	17,620	10,000	5,000	5,000	5,000
5000331 CHARGEBACK TO GRANTS	65,295	57,292	38,760	43,972	43,972
5000333 OTHER DEPARTMENTAL CHARGEBACK	1,952	0	0	0	0
0000002 Departmental Income Totals	323,556	283,962	223,273	278,545	278,545
0000007 Misc Interfund Revenues					
5000530 REFUNDS OF PRIOR YEARS EXPENDI	237	0	220	0	0
0000007 Misc Interfund Revenues Totals	237	0	220	0	0
0000008 State Aid					
5000821 PUBLIC HEALTH WORK	233,563	271,875	106,192	288,005	288,005
5000824 RABIES	15,263	22,349	6,395	28,800	28,800
0000008 State Aid Totals	248,826	294,224	112,587	316,805	316,805
Rev Total for Div: 2505	572,619	578,186	336,080	595,350	595,350
0000010 Personal Service					
6001000 SALARIES FULL-TIME	644,973	665,204	411,604	688,606	688,606
6001002 SALARIES TEMPORARY	135	0	31,184	17,064	17,064
0000010 Personal Service Totals	645,108	665,204	442,788	705,670	705,670
0000020 Equipment and Capital Outlay					
6002706 COMMUNICATIONS EQUIPMENT	547	0	0	0	0
0000020 Equipment and Capital Outlay Totals	547	0	0	0	0
0000040 Contractual Expenditures					
6004010 BOOKS AND SUBSCRIPTIONS	433	530	138	530	530

REPORT:BP033

BROOME COUNTY GOVERNMENT
 REVENUE AND APPROPRIATION SUMMARY
 BY DEPARTMENT AND DIVISION

FUND: 1010 General Operating
 DEPT: 25000000 Health
 DIV: 05 Health-Environmental Health

Account	2012 Actuals	2013 Budget	2013 YTD Actuals As of 08/28/13	2014 Budget Requested	2014 Budget Recommended
6004012 OFFICE SUPPLIES	1,071	3,000	570	3,000	3,000
6004056 COMPUTER EQUIPMENT(NON CAPITAL	0	2,400	0	1,000	1,000
6004061 ENVIRONMENTAL HEALTH SUPPLIES	468	1,426	310	1,413	1,413
6004062 MEDICAL LAB & CLINIC SUPPLIES	6,132	8,305	6,199	13,144	13,144
6004100 POSTAGE AND FREIGHT	721	1,486	404	1,499	1,499
6004105 DUES AND MEMBERSHIPS	0	15	0	15	15
6004106 GENERAL OFFICE EXPENSES	2,704	3,170	3,303	4,870	4,870
6004111 BUILDING AND LAND RENTAL	3,500	0	0	0	0
6004137 ADVERTISING AND PROMOTION EXPE	13	100	25	100	100
6004138 OTHER OPERATIONAL EXPENSES	0	75	0	75	75
6004160 MILEAGE AND PARKING-LOCAL	256	1,000	109	339	339
6004161 TRAVEL HOTEL AND MEALS	0	792	208	792	792
6004162 EDUCATION AND TRAINING	30	0	0	0	0
6004169 DAY TRIP MEAL REIMBURSEMENT	0	0	0	50	50
6004201 INSURANCE PREMIUMS	0	0	4,380	0	0
6004402 LAB SERVICES	2,109	4,000	1,335	5,000	5,000
6004413 OTHER HEALTH AND MEDICAL SERVI	14,381	9,976	8,343	13,000	13,000
6004568 VETERINARIAN SERVICES	3,049	0	0	0	0
0000040 Contractual Expenditures Totals	34,867	36,275	25,324	44,827	44,827
0000041 Chargeback Expenses					
6004605 COUNTY ATTORNEY CHARGEBACKS	8,074	21,736	7,109	28,436	28,436
6004606 TELEPHONE BILLING ACCOUNT	2,700	2,906	1,557	2,373	2,373
6004609 DATA PROCESSING CHARGEBACKS	13,183	19,151	16,224	30,994	30,994
6004614 OTHER CHARGEBACK EXPENSES	1,828	1,205	751	1,825	1,825
6004615 GASOLINE CHARGEBACK	3,163	5,789	1,727	3,760	3,760
6004616 FLEET SERVICE CHARGEBACK	5,010	7,816	3,734	8,048	8,048
6004617 DUPLICATING/PRINTING CHARGEBAC	620	316	137	620	620
6004618 OFFICE SUPPLIES CHARGEBACK	3,170	3,334	1,960	3,170	3,170
6004627 SINGLE AUDIT CHARGEBACK	-30	0	0	0	0
0000041 Chargeback Expenses Totals	37,718	62,253	33,199	79,226	79,226
0000060 Principal on Indebtedness					
6006008 PRINCIPAL ON CAPITAL LEASE	213	0	0	0	0
0000060 Principal on Indebtedness Totals	213	0	0	0	0
0000070 Interest on Indebtedness					

BROOME COUNTY GOVERNMENT
 REVENUE AND APPROPRIATION SUMMARY
 BY DEPARTMENT AND DIVISION

FUND: 1010 General Operating
 DEPT: 25000000 Health
 DIV: 05 Health-Environmental Health

Account	2012 Actuals	2013 Budget	2013 YTD Actuals As of 08/28/13	2014 Budget Requested	2014 Budget Recommended
6007005 INTEREST ON CAPITAL LEASE	139	0	0	0	0
0000070 Interest on Indebtedness Totals	139	0	0	0	0
0000080 Employee Benefits					
6008001 STATE RETIREMENT	113,915	141,356	89,551	159,685	159,685
6008002 SOCIAL SECURITY	47,786	50,887	32,761	53,984	53,984
6008004 WORKERS COMPENSATION	10,008	10,972	5,908	10,481	10,481
6008006 LIFE INSURANCE	230	228	126	195	195
6008007 HEALTH INSURANCE	101,030	103,787	65,371	103,935	103,935
6008009 RETIREE HEALTH INSURANCE	99,897	97,036	67,020	105,284	105,284
6008010 DISABILITY INSURANCE	777	774	492	546	546
6008013 HEALTH INS - RETIRE INCENTIVE	1,003	0	0	0	0
0000080 Employee Benefits Totals	374,646	405,040	261,229	434,110	434,110
Exp Total for Div: 2505	1,093,238	1,168,772	762,540	1,263,833	1,263,833
Total for Div: 25000000	-520,619	-590,586	-426,460	-668,483	-668,483

HEALTH

Clinics & Disease Control

MISSION STATEMENT

The Broome County Health Department Clinic Services Division focuses on prevention of the transmission of infection and communicable diseases through the coordination of community resources, surveillance, health education, consultation, and direct care based on community need.

DESCRIPTION OF SERVICES

The Clinic Division provides specialized clinic services in an outpatient care setting. The primary site is located at 225 Front Street and immunization and outreach services are provided at several locations throughout the County. The division is comprised of six basic program areas: Communicable Disease, Employee Health, HIV Testing, Immunization, Sexually Transmitted Diseases, and Tuberculosis. The Clinic Division currently manages three grants which enable the department to provide additional HIV testing, both anonymous and confidential, outreach and education on HIV counseling, testing, referral, and partner notification. The Immunization Action Plan grant is designed to increase immunization rates through surveillance and education of local health care providers as well as outreach to homeless shelters and the County corrections facility to improve Hepatitis A and B and Influenza immunization rates.

2014 OBJECTIVES

- Through a coordinated effort, continue to participate in and collaborate with community agencies in a community-wide emergency preparedness response plan including development and implementation of regional stockpile distribution and mass immunization/prophylaxis clinics.

- The community will continue to be served by a system to monitor infectious diseases by subgroup.
- Prevent and minimize vaccine-preventable diseases by providing education, surveillance, and direct service as needed.
- Reduce the transmission of sexually transmitted diseases by providing education, surveillance, and direct services as needed.
- Evaluate for tuberculosis infection and reduce transmission by providing targeted testing, education, surveillance, and direct service to populations at risk.
- Optimize the health and wellbeing of County employees and volunteer firefighters through the provision of comprehensive risk assessment, education, immunizations, and referrals.
- Continue communicable disease surveillance to include school absenteeism for disease trending.
- Optimize visits to influenza vaccine clinics by offering clinics early in the season and charging a fee consistent with that of community providers.
- Expand adult immunization rates for tetanus, diphtheria, pertussis, human papilloma virus and pneumococcal disease.
- Continue and expand community presentations on sexually transmitted infections, HIV, bloodborne pathogens and other infectious diseases to high school, adult education and college students, health and social service professionals, and County employees.

2014 BUDGET HIGHLIGHTS

- Continue to contract with the Broome County Correctional Facility to offer STD and HIV testing and education, and Hepatitis, HPV, Pneumococcal and Influenza vaccines.
- Continue to expand revenue collection by establishing and revising contracts with third party payers.
- Maximize grant revenues to support the operating budget.
- Revise Medicaid billing procedures to accommodate revised methodologies.
- Maintain internal controls and a quality assurance plan that meets

Corporate Compliance regulations for Medicaid billing.

- Use standardized tools for evaluating quality of care, medical necessity and appropriateness of procedures.
- Strengthen internal controls to prevent pended or denied claims and overpayments.
- Establish and renew contracts with Broome County volunteer fire departments to perform NFPA 1582 periodic physical exams.
- Continue to perform rapid Hepatitis C testing and referrals for Medical care to contribute to reducing future health care costs for infected residents.
- Successfully make the mandatory transition to ICD-10 diagnostic coding for billing, cost accounting and morbidity databases.

25020004 HEALTH/Clinics & Disease Control

<u>Title of Position</u>	<u>Grade/Unit</u>	<u>2012 Actuals</u>	<u>As of 8/24/2013 Current Authorized</u>	<u>2014 Requested</u>	<u>2014 Recommended</u>
<u>FULL TIME</u>					
Director of Clinic Services	C Admin	1	1	1	1
Quality Improvements Nurse	20 BAPA	1	1	1	1
Nurse Practitioner	27 CSEA	1	1	1	1
Public Health Nurse	17 CSEA	4	4	4	4
HIV Program Representative	14 CSEA	1	1	1	1
Senior Registered Professional Nurse	14 CSEA	1	1	1	1
Secretary	13 CSEA	1	1	1	1
Senior Medical Assistant	13 CSEA	1	1	1	1
Senior Account Clerk Typist	9 CSEA	1	1	1	1
Patient Accounts Representative	8 CSEA	2	2	2	2
Clerk*	6 CSEA	<u>1</u>	<u>1</u>	<u>1</u>	<u>1</u>
Total Full-Time Positions		15	15	15	15
<u>PART TIME</u>					
Clinical Laboratory Director	NA	1	1	1	1
Medical Dir/STD/HIV Clinic	NA	1	1	1	1
Medical Director TB	NA	1	1	1	1
Medical Director - Employee Health Services	NA	1	1	1	1
Nurse Practitioner	27 CSEA	1	1	1	1
Public Health Nurse	17 CSEA	1	1	1	1
Receptionist Typist	6 CSEA	<u>1</u>	<u>1</u>	<u>1</u>	<u>1</u>
Total Part-Time Positions		7	7	7	7
TOTAL POSITIONS		22	22	22	22

* One position unfunded since 2013

BROOME COUNTY GOVERNMENT
 REVENUE AND APPROPRIATION SUMMARY
 BY DEPARTMENT AND DIVISION

FUND: 1010 General Operating
 DEPT: 25000000 Health
 DIV: 02 Health-Clinic & Disease Control

Account	2012 Actuals	2013 Budget	2013 YTD Actuals As of 08/28/13	2014 Budget Requested	2014 Budget Recommended
0000002 Departmental Income					
5000118 FEES FOR SERVICES	95,146	70,871	36,007	68,615	68,615
5000311 WORKERS COMP PHYSICALS	16,935	16,159	4,816	17,810	17,810
5000331 CHARGEBACK TO GRANTS	77,634	79,089	27,751	112,017	112,017
5000333 OTHER DEPARTMENTAL CHARGEBACK	38,210	21,836	22,092	31,019	31,019
5000426 MISCELLANEOUS	6,118	0	7,350	0	0
5000431 MISCELLANEOUS	382	25,500	0	8,750	8,750
5000432 BAD DEBT AND CHARITY CARE	543,818	324,877	131,833	495,497	495,497
0000002 Departmental Income Totals	778,243	538,332	229,849	733,708	733,708
0000007 Misc Interfund Revenues					
5000530 REFUNDS OF PRIOR YEARS EXPENDI	130	0	0	0	0
0000007 Misc Interfund Revenues Totals	130	0	0	0	0
0000008 State Aid					
5000821 PUBLIC HEALTH WORK	436,618	483,265	268,410	483,602	483,602
0000008 State Aid Totals	436,618	483,265	268,410	483,602	483,602
Rev Total for Div: 2502	1,214,991	1,021,597	498,259	1,217,310	1,217,310
0000010 Personal Service					
6001000 SALARIES FULL-TIME	688,307	707,740	413,458	726,164	726,164
6001001 SALARIES PART-TIME	61,270	75,811	41,007	84,027	84,027
6001002 SALARIES TEMPORARY	58,812	56,192	35,234	38,660	38,660
6001004 SALARIES SHIFT DIFFERENTIAL	118	624	59	146	146
0000010 Personal Service Totals	808,507	840,367	489,758	848,997	848,997
0000040 Contractual Expenditures					
6004010 BOOKS AND SUBSCRIPTIONS	1,035	990	81	1,164	1,164
6004012 OFFICE SUPPLIES	7,133	7,461	1,398	5,059	5,059
6004023 BLDG AND GROUNDS SUPPLIES	69	0	0	0	0

REPORT:BP033

BROOME COUNTY GOVERNMENT
REVENUE AND APPROPRIATION SUMMARY
BY DEPARTMENT AND DIVISION

FUND: 1010 General Operating

DEPT: 25000000 Health

DIV: 02 Health-Clinic & Disease Control

Account	2012 Actuals	2013 Budget	2013 YTD Actuals As of 08/28/13	2014 Budget Requested	2014 Budget Recommended
6004045 TRAINING AND EDUCATIONAL SUPPL	261	500	223	500	500
6004048 MISC OPERATIONAL SUPPLIES	0	0	129	0	0
6004055 COMPUTER SOFTWARE AND SUPPLIES	0	646	0	545	545
6004056 COMPUTER EQUIPMENT(NON CAPITAL	5,679	792	0	1,275	1,275
6004062 MEDICAL LAB & CLINIC SUPPLIES	66,810	88,678	51,447	90,918	90,918
6004063 PRESCRIPTION DRUGS	9,068	6,687	1,727	11,014	11,014
6004100 POSTAGE AND FREIGHT	761	770	429	770	770
6004105 DUES AND MEMBERSHIPS	25	25	25	25	25
6004106 GENERAL OFFICE EXPENSES	206	159	366	159	159
6004117 BUILDING AND GROUNDS EXPENSES	1,037	0	0	0	0
6004123 MEDICAL HOSPITAL AND LAB EXPEN	698	1,980	415	1,290	1,290
6004136 OPERATIONAL EQUIPMENT REPAIRS	488	2,200	272	1,100	1,100
6004137 ADVERTISING AND PROMOTION EXPE	0	0	485	500	500
6004138 OTHER OPERATIONAL EXPENSES	323	400	264	340	340
6004146 SUBCONTRACTED PROGRAM EXPENSE	100,000	100,000	38,230	100,000	100,000
6004160 MILEAGE AND PARKING-LOCAL	952	1,500	369	1,500	1,500
6004161 TRAVEL HOTEL AND MEALS	12	461	0	465	465
6004162 EDUCATION AND TRAINING	873	1,000	30	890	890
6004165 ADVISORY BD/TRUSTEES EXPENSES	0	0	0	300	300
6004169 DAY TRIP MEAL REIMBURSEMENT	24	0	32	0	0
6004192 SOFTWARE MAINTENANCE	27,322	18,470	19,180	18,470	18,470
6004196 COPYING MACHINE RENTALS	1,224	3,240	1,995	3,420	3,420
6004402 LAB SERVICES	11,660	17,200	9,258	17,200	17,200
6004406 MEDICAL AND HOSPITAL SERVICES	0	680	0	680	680
6004413 OTHER HEALTH AND MEDICAL SERVI	20	450	0	250	250
6004593 OTHER GOVERNMENTS PAYMENTS	4,701	5,000	1,835	5,000	5,000
0000040 Contractual Expenditures Totals	240,381	259,289	128,190	262,834	262,834
0000041 Chargeback Expenses					
6004606 TELEPHONE BILLING ACCOUNT	6,093	6,772	2,684	6,654	6,654
6004609 DATA PROCESSING CHARGEBACKS	42,607	43,511	20,543	54,213	54,213
6004614 OTHER CHARGEBACK EXPENSES	761	886	655	1,151	1,151
6004615 GASOLINE CHARGEBACK	169	402	91	402	402
6004616 FLEET SERVICE CHARGEBACK	219	543	198	543	543
6004617 DUPLICATING/PRINTING CHARGEBAC	1,126	2,109	134	1,126	1,126
6004618 OFFICE SUPPLIES CHARGEBACK	1,320	1,556	364	1,320	1,320
6004627 SINGLE AUDIT CHARGEBACK	7,262	0	0	0	0
0000041 Chargeback Expenses Totals	59,557	55,779	24,669	65,409	65,409

BROOME COUNTY GOVERNMENT
 REVENUE AND APPROPRIATION SUMMARY
 BY DEPARTMENT AND DIVISION

FUND: 1010 General Operating
 DEPT: 25000000 Health
 DIV: 02 Health-Clinic & Disease Control

Account	2012 Actuals	2013 Budget	2013 YTD Actuals As of 08/28/13	2014 Budget Requested	2014 Budget Recommended
0000060 Principal on Indebtedness					
6006008 PRINCIPAL ON CAPITAL LEASE	1,655	0	0	0	0
0000060 Principal on Indebtedness Totals	1,655	0	0	0	0
0000070 Interest on Indebtedness					
6007005 INTEREST ON CAPITAL LEASE	554	0	0	0	0
0000070 Interest on Indebtedness Totals	554	0	0	0	0
0000080 Employee Benefits					
6008001 STATE RETIREMENT	129,341	165,244	93,327	181,829	181,829
6008002 SOCIAL SECURITY	58,840	64,288	35,168	64,533	64,533
6008004 WORKERS COMPENSATION	12,315	14,107	6,731	12,577	12,577
6008006 LIFE INSURANCE	302	345	149	225	225
6008007 HEALTH INSURANCE	176,779	182,157	118,748	193,180	193,180
6008009 RETIREE HEALTH INSURANCE	156,343	168,108	110,728	160,741	160,741
6008010 DISABILITY INSURANCE	1,768	1,819	1,042	1,078	1,078
6008013 HEALTH INS - RETIRE INCENTIVE	8,128	0	0	0	0
0000080 Employee Benefits Totals	543,816	596,068	365,893	614,163	614,163
Exp Total for Div: 2502	1,654,470	1,751,503	1,008,510	1,791,403	1,791,403
Total for Div: 25000000	-439,479	-729,906	-510,251	-574,093	-574,093

HEALTH

Maternal Child Health and Development

MISSION STATEMENT

To promote through identification, assessment, education, and service provision, the growth and development of children with special needs and their families. To improve the health of women, infants and children through health teaching, health counseling, and the early identification of real and potential health problems.

DESCRIPTION OF SERVICES

Public Health Nurses provide maternal child home visiting services. Through the Licensed Home Care Services Agency (LHCSA), home visits are made to prenatal, postpartum, and pediatric clients. The nurses provide skilled nursing assessments, discuss concerns and answer questions about health care, child care, child growth and development. Nurses also visit parents who have just lost a child to provide bereavement education and support the family through the grieving process. Other areas of expertise include: bereavement, lactation consultation, child growth and development, home safety, psychosocial assessment, community referrals for substance abuse, domestic violence, mental health, and ongoing parent education.

The Healthy Families Broome Program is part of a statewide initiative, Healthy Families New York. This program is a comprehensive prevention program that focuses on the safety of children while supporting families. Two nurses trained by Prevent Child Abuse New York serve as Family Assessment Workers. The nurses offer eligible expectant families a home visit. During the home visit, the nurse completes an in-depth psychosocial assessment with the expectant parents to assess their strengths, needs, and challenges. The nurse provides referrals to community agencies and eligibility is determined for the long term home visiting program.

Certified Medication Administration Training (MAT) is available for child care providers to educate them on appropriate medication administration techniques utilizing the curriculum developed by SUNY Training Strategies Group.

The Broome County Health Department was awarded funding to initiate a Child Fatality Review Team (CFRT) co-chaired with the Broome County Coroner. Building upon the local Family Violence Prevention Council partnerships, the Health Department along with key stakeholders, local DSS/Mental Health Commissioner, Forensic Pathologist, County Attorney, District Attorney, Sheriff, State Police, Medical Director, Pediatric Neonatologist and Emergency Medical Services, meet monthly to review unexpected unexplained child deaths. This team has discussed 44 child fatality cases from 2009 through 2012 and has developed a formal process to identify system-based impediments to child health and safety that will ultimately reduce the number of child deaths. Some interventions targeted at preventing child deaths have been recommended and implemented by the Family Violence Prevention Council., Mothers and Babies Perinatal Network, Broome County Health Department Maternal Child Health Division, and the Sheriff's Department.

Early Intervention Program Service Coordinators work closely with families of children with developmental delays and/or diagnosed conditions with a high probability of delay, to identify the families' concerns and priorities for their children. Early Intervention Service Coordinators also offer referral information to families re: a variety of topics, including childhood lead poisoning. The Early Intervention Program is a federally mandated statewide program offering therapeutic and support services for infants and children up to three years of age with special needs and their families.

The Child Find component of Early Intervention Program focuses on ensuring at-risk children: (a) are engaged in primary health care; (b) will receive appropriate developmental surveillance and screening from a primary care provider; (c) are referred to Early Intervention for a multi-disciplinary evaluation when indicated; and (d) have health insurance coverage.

From Early Intervention, a child may transition into the Preschool Program for children aged three to five with suspected or confirmed delays which will affect learning. Resources, including special education and parent education, are available to assist parents of preschool children with disabilities to help them prepare their children for the transition to school (kindergarten). Participation in quality learning experiences is important for all children in order to achieve high educational standards. Allowing children with and without disabilities opportunities to learn together, whenever possible, is desirable and of benefit to all children.

The Children with Special Health Care Needs (CSHCN) Program assists families in ascertaining community resources. It also provides outreach throughout the community to increase awareness of resources available. Outreach activities include participation in community health fairs and events, presentations at meetings of community and health organizations, and informational sessions sponsored by the CSHCN grant.

2014 OBJECTIVES

- Reduce fetal, infant and child death by early identification of problems, developing and implementing interventions and providing community education.
- Increase the number of children screened for lead poisoning at age one and two through by providing information to parents in collaboration with Environmental Health staff.
- Eliminate childhood lead poisoning through primary prevention, early identification, and continued services to children with elevated blood levels.
- Maximize use of preventive health services through education and collaboration with local health care providers, the Clinic Division, Department of Social Services, schools, NYS Department of Health, and child care providers.
- Offer Kempe assessment to expectant and new families to assess their strengths and challenges. Offer families information regarding local community resources and connect eligible families to Healthy Families Broome home visiting program.
- Continue to review and update Quality Assurance Corporate Compliance Plan in the division to ensure program integrity, accuracy, appropriate authorization of service and quality of care.
- Maternal Child Health / Licensed Home Care Services Agency
 - o Increase the number of prenatal visits to ensure early and continuous comprehensive prenatal care to reduce infant mortality, decrease low-birth-weight babies, and increase positive birth outcomes.
 - o Increase the number of evaluation visits to postpartum/newborn clients to minimize environmental hazards to reproduction/growth/development through evaluation of home settings, health habits and nutrition status.
 - o Continue to provide home visiting, nursing assessment and education to children with identified elevated blood lead levels and refer at risk dwellings for assessment.
 - o Continue to offer bereavement support to families dealing with the loss of a child
 - o Ensure appropriate newborn bloodspot screening, follow-up testing, and referral to services.
 - o Expand contracts in place with insurance providers to maximize billing as allowed for LHCSA home visits.
 - o Continue to provide training in medication administration to child care providers.

- Increasing need for services in both the Early Intervention Program and the Preschool Education Program demands assurance of adequate capacity of needed services for infants and children identified as having developmental and/or learning delays and/or being at risk for developmental delays.
- NYS Department of Health is restructuring the billing component of the Early Intervention Program, slated to begin in 2013. Broome County Early Intervention Program will work to successfully accommodate these changes when they become known.
- NYS Department of Health is also planning to restructure the methodology for reimbursement of service coordination activities. Broome County Early Intervention Program will work to successfully accommodate these changes when they become known.
- Continue to strive for state performance standards in the Early Intervention Program.
- Continue conservative fiscal management of the Children with Special Health Care Needs programs while meeting State and Federal regulations.
- Utilize the preschool software program intended for billing Medicaid to efficiently capture data that will be useful in completing reports to assist in better program management.
- Implement procedures which will promote both efficient use of providers' time as well as maximizing desired results for families.
- Continue to develop better infrastructure to supplement operating budget costs with third party insurance revenue, state aid and grant funding.
- Continue to assist families in ascertaining community resources to meet their health care needs, through referrals and linkages with community agencies.
- Use local data to expand resources and motivate action toward elimination of lead poisoning in collaboration with the Environmental Health Division and more community agencies.
- Continued transition into NYEIS, the new Early Intervention Program software from the NYS Department of Health. Approximately 65-80% of children enrolled in Broome County's Early Intervention and Child Find Programs are in the NYEIS system. The State Department of Health plans to complete work on system reports, which will allow for greater trending and forecasting at the local level.
- Expected introduction of State Fiscal Agent for the Early Intervention Program will change the mechanism for payment and reimbursement in the Early Intervention Program. At the point of this budget preparation, details are as yet unknown.
- Expected change in the methodology for reimbursement of Service Coordination activities is still unknown.
- Increasing requirements of children with disabilities and developmental delays will continue to challenge the department to find resources to adequately meet their needs.

2014 BUDGET HIGHLIGHTS

- Continue to identify vulnerable families and implement areas of collaboration with Department of Social Services and other human service providers to prevent child abuse/neglect.
- Continue to pursue contracts with managed care organizations to maximize resources by billing for licensed home care agency services.

25060004 HEALTH/Maternal Child Health and Development

<u>Title of Position</u>	<u>Grade/Unit</u>	<u>2012 Actuals</u>	<u>As of 8/24/2013 Current Authorized</u>	<u>2014 Requested</u>	<u>2014 Recommended</u>
<u>FULL TIME</u>					
Public Health Nurse	17 CSEA	3	3	3	3
Preschool Special Education Program Coord.	17 CSEA	1	1	1	1
Early Intervention Service Coordinator*	16 CSEA	6	6	6	6
Secretary**	13 CSEA	1	1	1	1
Health Information Technician	11 CSEA	1	1	1	1
Keyboard Specialist	8 CSEA	<u>1</u>	<u>1</u>	<u>1</u>	<u>1</u>
Total Full-Time Positions		13	13	13	13
<u>PART TIME</u>					
Director of Children w/Spec. Needs Program	C Admin	1	1	1	1
Dir of Maternal Child Health & Development	C Admin	1	1	1	1
Supervising Public Health Nurse	20 BAPA	1	1	1	1
Children w/Spec. Needs Program Supervisor	20 BAPA	1	1	1	1
Public Health Nurse	17 CSEA	2	2	2	2
Secretary	13 CSEA	1	1	1	1
Keyboard Specialist	8 CSEA	1	1	1	1
Health Program Specialist	8 CSEA	<u>1</u>	<u>1</u>	<u>1</u>	<u>1</u>
Total Part-Time Positions		9	9	9	9
TOTAL POSITIONS		22	22	22	22
* One position unfunded since 2012					
**One position unfunded since 2013					

REPORT:BP033

BROOME COUNTY GOVERNMENT
REVENUE AND APPROPRIATION SUMMARY
BY DEPARTMENT AND DIVISION

FUND: 1010 General Operating

DEPT: 25000000 Health

DIV: 06 Health-Maternal Child Health & Dev

Account	2012 Actuals	2013 Budget	2013 YTD Actuals As of 08/28/13	2014 Budget Requested	2014 Budget Recommended
0000002 Departmental Income					
5000112 STUDENT TUITION, PT DAY	7,294	3,350	2,730	3,350	3,350
5000118 FEES FOR SERVICES	946,898	1,501,882	632,943	620,072	620,072
5000331 CHARGEBACK TO GRANTS	16,386	0	3,892	0	0
5000333 OTHER DEPARTMENTAL CHARGEBACK	215,287	252,397	92,147	107,048	107,048
5000335 COPIER CHARGEBACK	3,349	1,273	2,344	1,273	1,273
5000426 MISCELLANEOUS	424	0	74	0	0
0000002 Departmental Income Totals	1,189,638	1,758,902	734,130	731,743	731,743
0000003 Use of Money					
5000451 INTEREST AND EARNINGS	67	0	32	0	0
0000003 Use of Money Totals	67	0	32	0	0
0000008 State Aid					
5000808 OTHER STATE AID	354,539	344,379	97,294	318,074	318,074
5000811 EDUCATION-HANDICAPPED CHILDREN	3,040,656	3,905,840	1,762,560	3,807,307	3,807,307
5000821 PUBLIC HEALTH WORK	85,414	153,985	150,997	112,446	112,446
0000008 State Aid Totals	3,480,609	4,404,204	2,010,851	4,237,827	4,237,827
0000009 Federal Aid					
5000912 HEALTH DEPT - FEDERAL	1	0	0	0	0
0000009 Federal Aid Totals	1	0	0	0	0
Rev Total for Div: 2506	4,670,315	6,163,106	2,745,013	4,969,570	4,969,570
0000010 Personal Service					
6001000 SALARIES FULL-TIME	456,703	501,061	287,469	505,407	505,407
6001001 SALARIES PART-TIME	276,670	257,438	168,486	263,498	263,498
6001002 SALARIES TEMPORARY	37,442	71,545	44,205	78,668	78,668
6001003 SALARIES OVERTIME	120	2,038	4,701	2,210	2,210

BROOME COUNTY GOVERNMENT
 REVENUE AND APPROPRIATION SUMMARY
 BY DEPARTMENT AND DIVISION

FUND: 1010 General Operating
 DEPT: 25000000 Health
 DIV: 06 Health-Maternal Child Health & Dev

Account	2012 Actuals	2013 Budget	2013 YTD Actuals As of 08/28/13	2014 Budget Requested	2014 Budget Recommended
0000010 Personal Service Totals	770,935	832,082	504,861	849,783	849,783
0000040 Contractual Expenditures					
6004010 BOOKS AND SUBSCRIPTIONS	30	110	0	110	110
6004012 OFFICE SUPPLIES	2,886	3,000	1,573	3,000	3,000
6004023 BLDG AND GROUNDS SUPPLIES	10	0	0	0	0
6004045 TRAINING AND EDUCATIONAL SUPPL	222	1,500	102	1,500	1,500
6004055 COMPUTER SOFTWARE AND SUPPLIES	29,982	30,655	0	32,127	32,127
6004060 NURSING SUPPLIES	0	1,400	365	1,400	1,400
6004062 MEDICAL LAB & CLINIC SUPPLIES	912	0	0	0	0
6004100 POSTAGE AND FREIGHT	78	110	31	110	110
6004105 DUES AND MEMBERSHIPS	100	160	0	210	210
6004106 GENERAL OFFICE EXPENSES	2,570	3,920	3,236	380	380
6004136 OPERATIONAL EQUIPMENT REPAIRS	0	0	100	0	0
6004146 SUBCONTRACTED PROGRAM EXPENSE	925,910	993,286	591,866	972,447	972,447
6004149 CASE ADMINISTRATION	13,659	25,000	13,213	6,147	6,147
6004160 MILEAGE AND PARKING-LOCAL	13,600	16,465	7,462	16,389	16,389
6004161 TRAVEL HOTEL AND MEALS	5	0	0	0	0
6004162 EDUCATION AND TRAINING	403	335	0	360	360
6004164 NON-EMPLOYEE TRAVEL HOTEL & ME	10,165	14,804	3,363	10,196	10,196
6004192 SOFTWARE MAINTENANCE	0	9,945	8,524	11,480	11,480
6004196 COPYING MACHINE RENTALS	1,091	0	0	5,000	5,000
6004405 REHAB AND THERAPY SERVICES	2,792,723	2,929,745	1,269,782	2,002,674	2,002,674
6004413 OTHER HEALTH AND MEDICAL SERVI	417,632	431,784	178,025	340,917	340,917
6004571 EDUCATION OF HANDICAPPED CHILD	3,222,918	3,750,702	1,751,094	3,735,082	3,735,082
6004573 OTHER FEES FOR SERVICES	347	26,936	13,650	43,276	43,276
6004574 CLASSROOM AIDES	256,020	352,940	41,999	329,778	329,778
0000040 Contractual Expenditures Totals	7,691,263	8,592,797	3,884,385	7,512,583	7,512,583
0000041 Chargeback Expenses					
6004606 TELEPHONE BILLING ACCOUNT	7,763	6,985	4,011	7,967	7,967
6004609 DATA PROCESSING CHARGEBACKS	56,630	56,607	26,521	70,184	70,184
6004614 OTHER CHARGEBACK EXPENSES	925	800	555	1,075	1,075
6004615 GASOLINE CHARGEBACK	514	544	244	514	514
6004616 FLEET SERVICE CHARGEBACK	835	736	612	835	835
6004617 DUPLICATING/PRINTING CHARGEBAC	5,916	4,112	3,304	5,916	5,916
6004618 OFFICE SUPPLIES CHARGEBACK	4,526	5,285	2,922	4,526	4,526
0000041 Chargeback Expenses Totals	77,109	75,069	38,169	91,017	91,017

REPORT:BP033

BROOME COUNTY GOVERNMENT
REVENUE AND APPROPRIATION SUMMARY
BY DEPARTMENT AND DIVISION

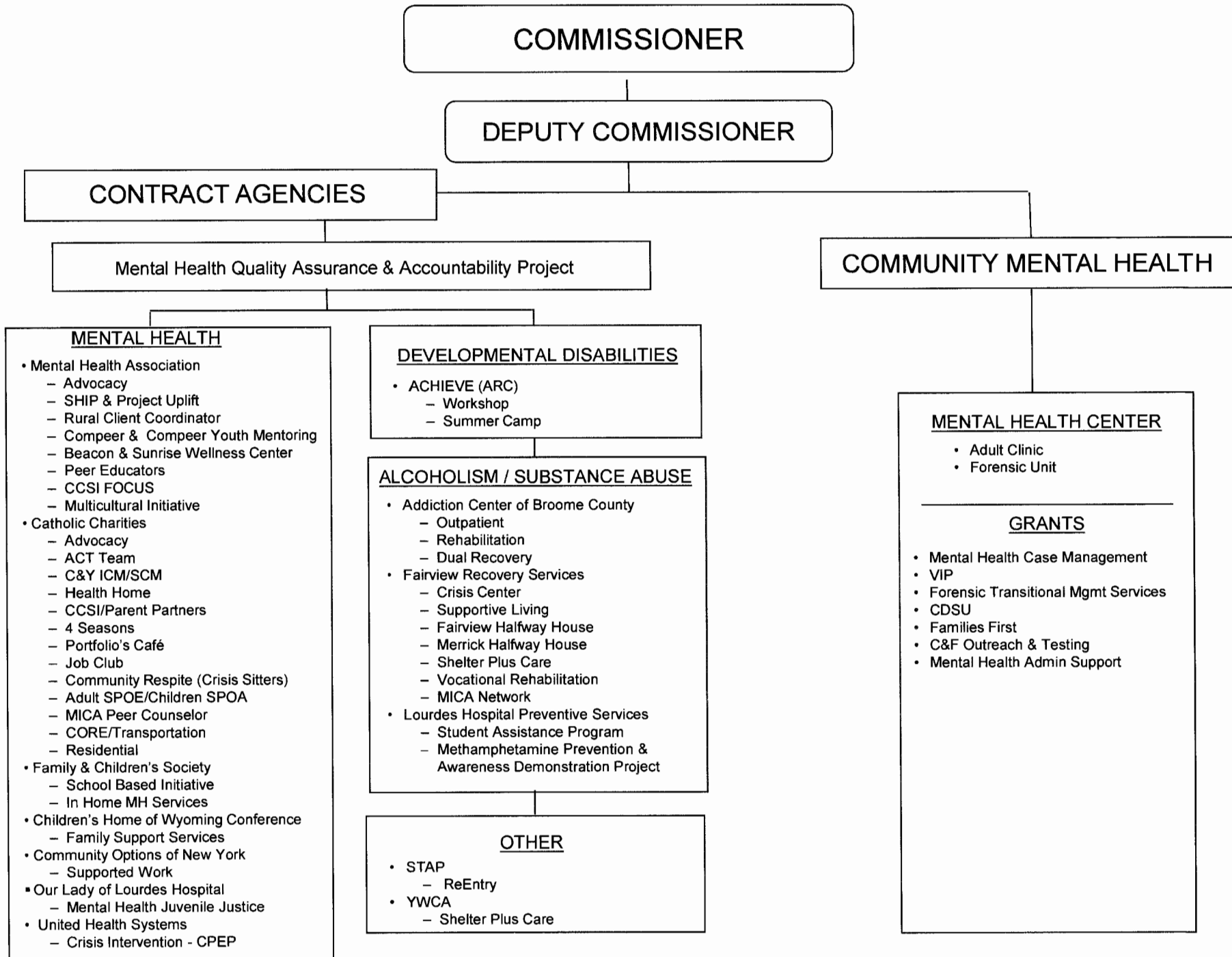
FUND: 1010 General Operating

DEPT: 25000000 Health

DIV: 06 Health-Maternal Child Health & Dev

Account	2012 Actuals	2013 Budget	2013 YTD Actuals As of 08/28/13	2014 Budget Requested	2014 Budget Recommended
0000080 Employee Benefits					
6008001 STATE RETIREMENT	130,684	168,057	101,078	177,817	177,817
6008002 SOCIAL SECURITY	55,324	63,654	35,915	65,015	65,015
6008004 WORKERS COMPENSATION	12,033	12,539	7,347	11,878	11,878
6008006 LIFE INSURANCE	322	343	178	323	323
6008007 HEALTH INSURANCE	197,504	203,604	122,393	206,415	206,415
6008009 RETIREE HEALTH INSURANCE	78,291	86,182	57,456	93,510	93,510
6008010 DISABILITY INSURANCE	1,931	2,049	1,220	1,243	1,243
0000080 Employee Benefits Totals	476,089	536,428	325,587	556,201	556,201
Exp Total for Div: 2506	9,015,396	10,036,376	4,753,002	9,009,584	9,009,584
Total for Div: 25000000	-4,345,081	-3,873,270	-2,007,989	-4,040,014	-4,040,014
Total for Dept: 25000000	-7,010,265	-7,068,563	-3,588,417	-7,244,272	-7,244,272

MENTAL HEALTH



MENTAL HEALTH

Mental Health Clinic includes

Adult Clinic

Forensic Unit

MISSION STATEMENT

To plan, organize, and oversee a comprehensive continuum of care for consumers of public mental hygiene services in Broome County. This continuum of care will provide for the health and safety of Broome County citizens.

VISION

Planning: Broome County Mental Health Department will engage in a participatory planning process to develop mental hygiene services in Broome County. The planning process will include government officials, providers, community representatives, and recipients or their families.

Accountability: The department will assure that state and/or local oversight mechanisms are in place to assure that services are delivered in a responsible, efficient manner.

Coordination: The department will assure that all mental hygiene service providers in Broome County will coordinate and collaborate for the delivery of services that are responsive to the needs of recipients, including culturally diverse populations.

County Operations: The department's primary role is to facilitate and oversee the continuum of care for consumers of mental hygiene services in Broome County. The department will only provide direct services as the provider of last resort.

Over the last decade the role of this department has shifted. Historically, the department was a service provider only. We now have a significant role in contract management for services provided for us by not-for profit agencies.

DESCRIPTION

The Mental Health Commissioner/Local Government Unit (LGU) is responsible for planning, developing, coordinating and evaluating all local services for the three disabilities encompassed by Mental Hygiene (OMH, OPWDD, & OASAS). This requires interaction on the state level with three separate agencies: Office of Mental Health (OMH), Office of People With Developmental Disabilities (OPWDD), and the Office of Alcoholism and Substance Abuse Services (OASAS). Funding from these agencies, the County, and other sources are managed to enable the Mental Health Department and other agencies to provide necessary services. Interaction, coordination and collaboration are also required with diverse public and private organizations that receive contracts, funding and/or provide services in the Broome County community.

The Mental Health Center provides a variety of County operated direct services for the individuals who suffer from mental illness. Client Fee Revenue, federal, state and county funding allow the provision of mental health services to those individuals.

The licensed programs of the Mental Health Department will provide an estimated 12,050 face-to-face contacts during 2014.

Approximately 85%-90% of all recipients of services at the Mental Health Center receive Medicaid, Medicare, or pay for services on a sliding scale fee. The remainder of recipients who have third party coverage seek specialized services within the department.

Demands for services offered by the department have shifted primarily because of the growth of services in the not-for-profit and state sector. Community Mental Health programs respond to priority referrals within 1-5 days in an effort to maintain people in the community and reduce unnecessary hospitalizations.

The Adult Clinic provides mental health services to residents who are at least 18 years of age and have a diagnosed mental illness. Services include assessment and treatment planning; individual, group and family therapy; crisis intervention; medication and case management. An interdisciplinary team consisting of psychiatrists, clinical psychologists, psychiatric social workers, psychiatric nurses and paraprofessionals provide these services.

The Court Liaison Unit (formally the Forensic Unit) performs court-ordered mental health evaluations as required under NYS Mental Hygiene Law. The staff also works with seriously mentally ill individuals released from correctional facilities to transition to appropriate community services.

2014 OBJECTIVES

- Maintain productivity levels while implementing technology and automation
- Focus on the safety of those clients we serve and the employees serving them, as well as the safety of County residents
- Focus on achieving measurable improvements by implementing continuous quality enhancements

2014 BUDGET HIGHLIGHTS

With an annual increase of 2.81% in Salaries and a 9.52% increase in Fringe Benefits, the Department of Mental Health recognizes an increase in County Support.

The Department of Mental Health is making the following recommendations in 2014:

- (1) Elimination of 6 Administrative/Support Staff full-time positions. Elimination of 3 Clinical Staff full-time position. Elimination of 1 Clinical Staff part-time position.
- (2) Conversion of a Nurse Practitioner position from full-time to part-time. Conversion of a Psychologist position from full time to contractual.

MENTAL HEALTH/Clinic

<u>Title of Position</u>	<u>Grade/Unit</u>	<u>2012 Actuals</u>	<u>As of 8/24/2013 Current Authorized FULL TIME</u>	<u>2014 Requested</u>	<u>2014 Recommended</u>
Commissioner of Comm. Mental Health Svcs	I Admin	1	1	1	1
Deputy Commissioner of Comm. Mental Hlth Svcs	G Admin	1	1	1	1
Staff Psychologist	29 BAPA	1	1	0	0
Mental Health Clinical Services Director	24 BAPA	1	1	1	1
Mental Health Program Coordinator	23 BAPA	1	1	0	0
Management Associate	18 BAPA	1	1	1	1
Office Manager	16 BAPA	1	1	0	0
Health Information Administrator	14 BAPA	1	1	1	1
Nurse Practitioner	27 CSEA	3	2	0	0
Clinical Social Worker	21 CSEA	8	7	5	5
Intensive Case Manager	18 CSEA	1	1	1	1
Secretary	13 CSEA	1	1	0	0
Data Entry Machine Operator	8 CSEA	1	1	1	1
Keyboard Specialist	8 CSEA	3	3	2	2
Account Clerk	7 CSEA	1	1	0	0
Clerk	6 CSEA	3	3	2	2
Receptionist Typist	6 CSEA	1	1	1	1
Total Full-Time Positions		30	28	17	17
			<u>PART TIME</u>		
Staff Psychiatrist	NA	7	7	7	7
Nurse Practitioner	27 CSEA	2	2	3	3
Clinical Social Worker	21 CSEA	2	2	1	1
Keyboard Specialist	8 CSEA	1	1	1	1
Clerk	6 CSEA	3	3	3	3
Total Part-Time Positions		15	15	15	15
TOTAL POSITIONS		45	43	32	32

BROOME COUNTY GOVERNMENT
 REVENUE AND APPROPRIATION SUMMARY BY DEPARTMENT

FUND: 1010 General Operating
 DEPT: 26000000 Mental Health

Account	2012 Actuals	2013 Budget	2013 YTD Actuals As of 08/28/13	2014 Budget Requested	2014 Budget Recommended
0000002 Departmental Income					
5000120 MENTAL HEALTH FEES	1,474,602	2,495,394	745,587	1,490,205	1,490,205
5000333 OTHER DEPARTMENTAL CHARGEBACK	196,331	199,622	94,232	126,416	126,416
5000339 FRINGE BENEFIT CHGBK REVENUE	-565	0	0	0	0
5000426 MISCELLANEOUS	31,266	39,866	18,710	48,131	48,131
0000002 Departmental Income Total	1,701,634	2,734,882	858,529	1,664,752	1,664,752
0000003 Use of Money					
5000470 VENDING MACHINE	79	0	7	0	0
0000003 Use of Money Total	79	0	7	0	0
0000006 Sale of Prop and Comp for Loss					
5000518 SALE OF EQUIPMENT	27	0	0	0	0
0000006 Sale of Prop and Comp for Loss Total	27	0	0	0	0
0000007 Misc Interfund Revenues					
5000530 REFUNDS OF PRIOR YEARS EXPENDI	1,246	0	0	0	0
5000534 TRANSFER FROM INSURANCE RESERV	0	50	50	0	0
0000007 Misc Interfund Revenues Total	1,246	50	50	0	0
0000008 State Aid					
5000827 MENTAL HEALTH ADMINISTRATION	99,187	79,039	39,557	79,039	79,039
0000008 State Aid Total	99,187	79,039	39,557	79,039	79,039
0000009 Federal Aid					
5000916 FEDERAL AID - MENTAL HEALTH CL	227,594	163,717	0	163,717	163,717
0000009 Federal Aid Total	227,594	163,717	0	163,717	163,717
Rev Totals for Dept: 26000000	2,029,767	2,977,688	898,143	1,907,508	1,907,508

REPORT:BP032

BROOME COUNTY GOVERNMENT
REVENUE AND APPROPRIATION SUMMARY BY DEPARTMENT

FUND: 1010 General Operating
DEPT: 26000000 Mental Health

Account	2012 Actuals	2013 Budget	2013 YTD Actuals As of 08/28/13	2014 Budget Requested	2014 Budget Recommended
0000010 Personal Service					
6001000 SALARIES FULL-TIME	1,502,160	1,441,147	681,558	849,720	849,720
6001001 SALARIES PART-TIME	378,209	489,237	247,241	521,467	521,467
6001002 SALARIES TEMPORARY	0	930	32,290	44,026	44,026
6001003 SALARIES OVERTIME	0	1,000	0	1,000	1,000
6001004 SALARIES SHIFT DIFFERENTIAL	756	936	199	333	333
6001009 OTHER PERSONNEL SERVICES	2,613	3,480	0	2,000	2,000
0000010 Personal Service Totals	1,883,738	1,936,730	961,288	1,418,546	1,418,546
0000040 Contractual Expenditures					
6004010 BOOKS AND SUBSCRIPTIONS	243	1,500	570	1,500	1,500
6004012 OFFICE SUPPLIES	7,579	17,850	4,703	10,800	10,800
6004021 BLDG MAINTENANCE SUPPLIES	452	1,000	50	1,000	1,000
6004022 FUEL AND HEATING SUPPLIES	4,440	9,023	2,729	9,023	9,023
6004023 BLDG AND GROUNDS SUPPLIES	3,572	4,000	1,964	4,000	4,000
6004030 FOOD AND BEVERAGES	98	250	47	250	250
6004046 GAS OIL GREASE AND DIESEL FUEL	0	150	0	150	150
6004048 MISC OPERATIONAL SUPPLIES	265	1,000	94	1,000	1,000
6004056 COMPUTER EQUIPMENT(NON CAPITAL	249	5,000	0	0	0
6004062 MEDICAL LAB & CLINIC SUPPLIES	81	250	166	250	250
6004063 PRESCRIPTION DRUGS	3,203	0	7,635	19,800	19,800
6004100 POSTAGE AND FREIGHT	185	250	0	250	250
6004105 DUES AND MEMBERSHIPS	5,626	6,315	6,365	6,708	6,708
6004106 GENERAL OFFICE EXPENSES	1,542	4,000	708	3,000	3,000
6004111 BUILDING AND LAND RENTAL	0	136,500	91,000	136,500	136,500
6004115 ELECTRIC CURRENT	36,742	38,798	10,774	38,798	38,798
6004117 BUILDING AND GROUNDS EXPENSES	11,770	12,000	6,895	12,000	12,000
6004137 ADVERTISING AND PROMOTION EXPE	395	3,000	0	1,000	1,000
6004138 OTHER OPERATIONAL EXPENSES	280	150	203	150	150
6004160 MILEAGE AND PARKING-LOCAL	0	325	0	325	325
6004161 TRAVEL HOTEL AND MEALS	417	2,365	17	1,500	1,500
6004162 EDUCATION AND TRAINING	0	2,500	195	1,500	1,500
6004165 ADVISORY BD/TRUSTEES EXPENSES	496	1,080	471	1,080	1,080
6004169 DAY TRIP MEAL REIMBURSEMENT	8	0	0	0	0
6004196 COPYING MACHINE RENTALS	4,298	8,658	4,912	7,368	7,368
6004200 PROPERTY LOSS	0	50	50	0	0
6004573 OTHER FEES FOR SERVICES	43,102	53,470	20,182	111,564	111,564

BROOME COUNTY GOVERNMENT
REVENUE AND APPROPRIATION SUMMARY BY DEPARTMENT

FUND: 1010 General Operating
DEPT: 26000000 Mental Health

Account	2012 Actuals	2013 Budget	2013 YTD Actuals As of 08/28/13	2014 Budget Requested	2014 Budget Recommended
0000040 Contractual Expenditures Totals	125,043	309,484	159,730	369,516	369,516
0000041 Chargeback Expenses					
6004602 INSURANCE PREMIUM CHARGEBACK	108	108	54	90	90
6004604 DPW SECURITY CHARGEBACKS	75,727	95,377	19,220	102,016	102,016
6004605 COUNTY ATTORNEY CHARGEBACKS	16,723	30,625	3,070	30,625	30,625
6004606 TELEPHONE BILLING ACCOUNT	23,769	14,868	6,524	13,487	13,487
6004609 DATA PROCESSING CHARGEBACKS	115,722	97,896	48,948	97,440	97,440
6004610 PERSONAL SERVICES CHARGEBACKS	6,283	6,446	3,182	6,008	6,008
6004614 OTHER CHARGEBACK EXPENSES	458	1,000	235	750	750
6004615 GASOLINE CHARGEBACK	183	1,000	66	1,413	1,413
6004616 FLEET SERVICE CHARGEBACK	1,336	1,890	1,890	2,231	2,231
6004617 DUPLICATING/PRINTING CHARGEBAC	1,723	6,000	899	2,900	2,900
6004618 OFFICE SUPPLIES CHARGEBACK	3,101	6,000	1,222	5,000	5,000
6004619 BUILDING SERVICE CHARGEBACK	1,682	21,001	10,667	21,001	21,001
6004627 SINGLE AUDIT CHARGEBACK	6,017	0	0	0	0
0000041 Chargeback Expenses Totals	252,832	282,211	95,977	282,961	282,961
0000060 Principal on Indebtedness					
6006008 PRINCIPAL ON CAPITAL LEASE	19,356	0	0	0	0
0000060 Principal on Indebtedness Totals	19,356	0	0	0	0
0000070 Interest on Indebtedness					
6007005 INTEREST ON CAPITAL LEASE	189,762	0	0	0	0
0000070 Interest on Indebtedness Totals	189,762	0	0	0	0
0000080 Employee Benefits					
6008001 STATE RETIREMENT	310,453	384,370	180,632	292,415	292,415
6008002 SOCIAL SECURITY	138,205	148,070	70,408	108,585	108,585
6008004 WORKERS COMPENSATION	42,660	46,996	19,479	43,515	43,515
6008006 LIFE INSURANCE	615	665	241	330	330
6008007 HEALTH INSURANCE	294,824	307,308	152,317	205,869	205,869
6008009 RETIREE HEALTH INSURANCE	235,546	247,213	209,078	373,475	373,475
6008010 DISABILITY INSURANCE	3,040	3,096	1,286	1,248	1,248
6008013 HEALTH INS - RETIRE INCENTIVE	4,309	3,730	0	7,188	7,188

REPORT:BP032

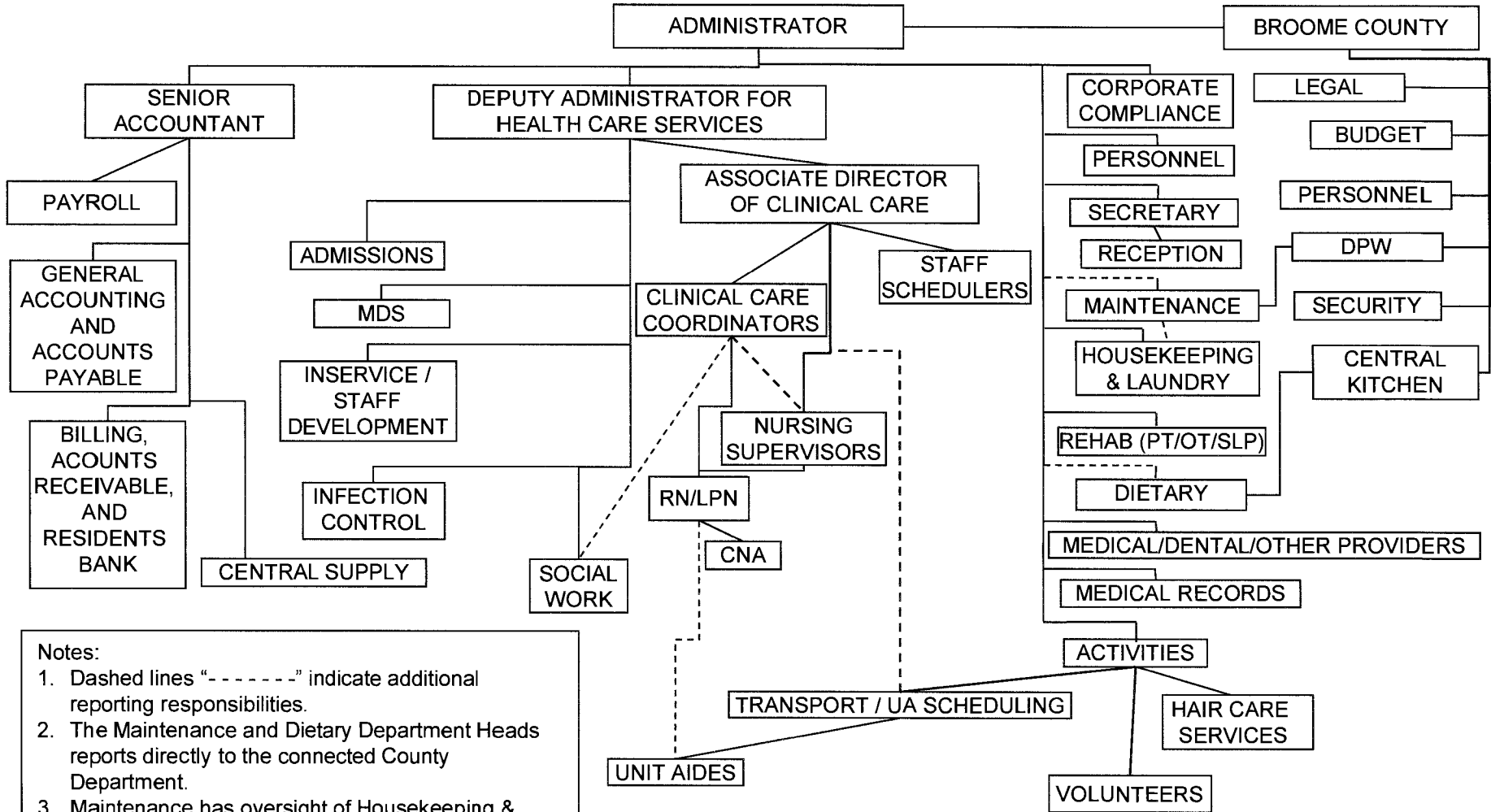
BROOME COUNTY GOVERNMENT
REVENUE AND APPROPRIATION SUMMARY BY DEPARTMENT

FUND: 1010 General Operating
DEPT: 26000000 Mental Health

Account	2012 Actuals	2013 Budget	2013 YTD Actuals As of 08/28/13	2014 Budget Requested	2014 Budget Recommended
0000080 Employee Benefits Totals	1,029,652	1,141,448	633,441	1,032,625	1,032,625
0000090 Transfers					
6009002 TRANSFER TO GRANT FUND	348,726	350,928	189,214	345,087	345,087
0000090 Transfers Totals	348,726	350,928	189,214	345,087	345,087
 Exp Totals for Dept: 26000000	 3,849,109	 4,020,801	 2,039,650	 3,448,735	 3,448,735
 Total for Dept: 26000000	 -1,819,342	 -1,043,113	 -1,141,507	 -1,541,227	 -1,541,227

WILLOW POINT NURSING HOME

Organizational Chart



- Notes:
1. Dashed lines "-----" indicate additional reporting responsibilities.
 2. The Maintenance and Dietary Department Heads reports directly to the connected County Department.
 3. Maintenance has oversight of Housekeeping & Laundry.
 4. Social Work staff report directly to DAHCS but also report daily to the CCCs.
 5. Unit Aides schedules handled by Transport Clerk (Activities), but also report daily to Nursing.

Tentative: 2014

WILLOW POINT NURSING HOME

MISSION STATEMENT

It is the mission of the Willow Point Nursing Home to serve those frail, elderly, and disabled individuals who live in Broome County and are in need of long-term, skilled care and/or short term rehabilitation. This includes a comprehensive, interdisciplinary approach to care planning with emphasis on quality of life and preservation of both dignity and independence for the residents. Staff members are committed to meeting the physical, emotional, social and spiritual needs of the residents.

DESCRIPTION

Broome County has operated Willow Point Nursing Home to provide skilled nursing care since 1969.

Federal and State regulations dictate the standards required to operate the skilled nursing facility. The New York State Department of Health (NYSDOH) is the licensing and lead oversight agency for both governments and responsible for ensuring regulatory compliance. NYSDOH conducts routine, unannounced inspections as well as complaint investigations, and Willow Point is required to meet all standards or face penalties, fines and potentially disqualification from the Medicare & Medicaid programs, the primary payment sources. As a government-sponsored facility, there are additional requirements that must be met, such as State Civil Service employment and Broome County purchasing and cash-based accounting rules.

At one point in time the facility was licensed to care for up to 383 people (residents). As of July 1, 2012, Willow Point is licensed to care for up to 300 residents. The facility is made up of 3 separate buildings that are connected by least at one level. South Building was built in 1969 and includes 3 floors (South 1, South 2 and South

3), each with single, double and triple bedrooms. North Building built in 1971 contains 2 floors (North 1 and North Lower Level) with a mix of single and double bedrooms. The newest building is the West Wing built in 1988.

One floor is designated primarily for sub-acute care or short term rehabilitation services (South 1). The West Wing is comprised of one 44-bed locked, nursing unit for Alzheimer's and dementia care of residents who are also at risk for wandering unsafely. The rest of the facility provides a variety of skilled nursing care services.

Vestal Nursing & Rehabilitation Center also occupies a floor in the North Building. They had to be evacuated from their facility in 2011 due to flooding so they have been renting the 2nd Floor in the North Building at Willow Point to care for up to 60 additional residents that are not counted toward Willow Point's 300 bed licensed limit.

2014 OBJECTIVES

The first and foremost objective for Willow Point is the commitment to work together and provide the best possible resident care in a cost-effective manner. Everything that Willow Point does for our nursing home residents must strive to meet this goal. The objectives are:

1. Continue to reorganize Administration and ensure efficient use of staff. Since down-sizing the facility from 383-beds to 300-beds over the past six years, a number of staff positions have been eliminated from subsequent budgets. Every vacant position continues to be evaluated before hiring to determine if the duties can be absorbed by existing positions, reclassified to add on additional duties, or use technologies and/or best practices to eliminate or reduce the work. The reduction and reclassifying of positions in the 2014 budget formally recognizes these efforts taken in 2013. For example, in 2013 Willow Point has been without a Deputy Administrator for Fiscal Services while the Administrator, Deputy Administrator for Health Care Services, and Senior Accountant took on duties performed by this position.

Administration oversight has been reorganized and the Senior Accountant title is reclassified to reflect additional duties and the Deputy Administrator for Fiscal Services position has been eliminated from the budget. This type of reorganization will continue for all positions throughout 2014. The Organizational Chart included with this budget reflects the reorganization of departments and their respective reporting oversight.

2. Reclaim resident rooms and spaces. The benefit of reducing bed capacity from 383 to 300 is that we are able to reconfigure the rooms. A number of triple bed rooms have already been converted to semi-private rooms. Once Vestal Nursing & Rehabilitation is no longer renting a floor from the facility, tentatively slated for late 2014, we will open up North 2 for use by our residents. Willow Point will then eliminate all triple bed rooms throughout the entire building along with creating many private rooms by spreading out the 300 resident beds over the additional space. Some additional equipment will be needed to accomplish this, but staffing changes and supply needs are minimal because there will be no change in the overall number of residents. Willow Point was also forced in 2013 to stop using many common areas due to a NYSDOH deficiency, so whenever possible, former resident common areas being used as storage spaces, offices and conference rooms will be converted back into resident use spaces. This effort will continue in 2014.
3. Maintain current bed capacity. The number of residents budgeted to be living at Willow Point in 2013 was set at 98%. Willow Point experienced a significant drop in the resident occupancy level in 2013. While past experience justified a budget with this occupancy level, Willow Point was unable to achieve this in 2013. One reason was the need to install a federally-mandated sprinkler system in 2013 and this required the occupancy level not able to be above 92% (275 beds). Conversations with area hospital and other skilled nursing home representatives indicate

that there are still opportunities to admit more residents, so the maximum capacity will remain at 300 beds for 2014.

4. Increase use of technology. Whenever possible, using technology in the form of improved electronics, scanning versus printing, wireless internet and less expensive telecommunications will be implemented to achieve Willow Point's goal. For example, in 2013 Willow Point investigated and developed steps to start using a complete Electronic Medical Record (EMR) system. When fully in place, this system will improve resident care coordination and documentation, and it has the potential to increase reimbursement while reducing staff time, detecting deficient practices and avoiding costly audit repayments. Other technology uses include ongoing paper reduction efforts, automated staff scheduling programs, and replacing overhead paging that disrupts our residents by having staff use portable phones and other communication equipment.

2014 BUDGET EXPLANATION

The 2014 objectives were applied in making budget decisions. A number of changes were made to revenues and expenses in order to reflect the most realistic budget possible. In some cases, processes were tested in 2013 and proven successful, such as most of the staff changes proposed in 2014 compared with 2013, so they were made part of the budget.

1. REVENUE

- a. Revenue projections reflect a 95% occupancy level. New programs are also being considered to fill unmet community need, so budgeted occupancy levels have been adjusted according to current experience and expected changes in admissions practices.

- b. Medicare rates were cut 2% due to the 2013 Federal Sequestration and there is no Medicaid rate increases in the budget.
- c. 2013 Medicare, Medicaid, and private pay resident percentages were applied to the 2014 occupancy rate to come up with the revenue amounts. The private pay rate is increased as of January 1, 2014 by approximately 3.4%, from \$280 for a semi-private or triple room to \$290, and \$290 for a private room to \$300. Willow Point still has among the lowest private rates among nursing homes in the area.
- d. All other revenue amounts are based on historical information.
- e. The Intergovernmental Transfer Program (IGT) that benefits County Nursing Homes is expected to continue in 2014 in the amount budgeted. A brief, overly simplistic explanation is that the IGT comes from money to be paid out by the County Department of Social Services to New York State. New York, in turn, receives a matching amount of money from the Federal Government and gives that entire amount to the County Nursing Home.

reduction and reclassifying of positions in the 2014 budget formally recognizes these efforts oversight

- c. Additional explanations are provided in the specific sections for better reference.

2. EXPENSES

- a. Expenses reflect the continuing challenge of providing quality resident care and services in a relatively outdated facility with increasing infrastructure needs.
- b. There are no proposed layoffs. Every vacant position continues to be evaluated before hiring to determine if the duties can be absorbed by existing positions, reclassified to add on additional duties, or use technologies and/or best practices to eliminate or reduce the work. The

WILLOW POINT NURSING HOME

Administration & General

DESCRIPTION

Willow Point Nursing Home is operated under the Enterprise Fund Accounting structure as a skilled nursing facility or residential health care facility licensed by the New York State Department of Health (NYSDOH) and the Federal Government Department of Health and Human Services' Centers for Medicare and Medicaid Services to provide skilled nursing care. As stated earlier, NYSDOH is the licensing and lead oversight agency for both governments and responsible for ensuring regulatory compliance.

State and federal regulations require a skilled nursing facility of Willow Point's bed size to employ a full-time licensed nursing home Administrator responsible for administering in a manner that enables Willow Point to use its resources effectively and efficiently to attain or maintain the highest practicable physical, mental, and psychosocial well-being of each resident. The Administrator shares Administrative On-Call duties with the Deputy Administrator for Health Care Services (DAHCS) so that there is someone available from Administration 24 hours a day, 7 days a week.

The Administrator relies on the other Administration & General staff to meet the regulations. The Personnel Coordinator is responsible for employee hiring, corrective actions, and discharges. Over 100 new employees are

projected to begin working in 2014. Staff turnover is typical of a skilled nursing facility of this size, but the oversight of this process and the paperwork is significant.

The Fiscal Department is divided into four supervised areas: Payroll (overseen by an Accountant), Accounts Receivable and Resident Banking (overseen by a Fiscal Manager), Accounts Payable (Accountant oversight), and General Ledger Accounting and Cost Reporting (Senior Accountant oversight). Each area has specifically assigned support staff.

The Stores Clerks responsible for ordering, storing, and delivering supplies will be reorganized and put under the supervision of the Fiscal Department in 2014.

The Part-Time Coordinator of Volunteer Services position became vacant in 2013, and the Director of Therapeutic Recreational Services' job duties have been changed to include this role.

27 010104 WILLOW POINT NURSING HOME/Administration & General

010304

010504

010604

<u>Title of Position</u>	<u>Grade/Unit</u>	<u>2012 Actuals</u>	<u>As of 8/24/2013 Current Authorized</u>	<u>2014 Requested</u>	<u>2014 Recommended</u>
<u>FULL TIME</u>					
Nursing Home Administrator	O Admin	1	1	1	1
Deputy NH Administrator-Fiscal Services	F Admin	1	1	0	0
Personnel Coordinator (40)	14 ADMIN	1	1	1	1
Personnel Clerk	9 ADMIN	1	1	1	1
Nursing Home Compliance Officer	20 BAPA	1	1	1	1
Senior Accountant (40)	18 BAPA	1	1	1	1
Fiscal Manager (40)	17 BAPA	1	1	1	1
Health Information Administrator (40)	14 BAPA	1	1	1	1
Accountant (County)	16 CSEA	2	2	2	2
Admission Coordinator	16 CSEA	1	0	0	0
RPN NH - Admissions	14 CSEA	1	1	1	1
Secretary (40)	13 CSEA	1	1	1	1
Health Information Technician	11 CSEA	2	2	2	2
Senior Account Clerk	9 CSEA	3	3	3	3
Billing Specialist	9 CSEA	1	1	1	1
Keyboard Specialist	8 CSEA	1	1	1	1
Account Clerk	7 CSEA	<u>2</u>	<u>2</u>	<u>2</u>	<u>2</u>
Total Full-Time Positions		22	21	20	20
<u>PART TIME</u>					
Coordinator of Volunteer Services	16 BAPA	1	1	0	0
Account Clerk Typist	7 CSEA	2	2	1	1
Clerk	6 CSEA	<u>4</u>	<u>4</u>	<u>4</u>	<u>4</u>
Total Part-Time Positions		7	7	5	5
TOTAL POSITIONS		29	28	25	25

BROOME COUNTY GOVERNMENT
 REVENUE AND APPROPRIATION SUMMARY
 BY DEPARTMENT AND DIVISION

FUND: 2050 WPNH Operating
 DEPT: 27000000 Willow Point
 DIV: 01 Willow Point-Admin & General

Account	2012 Actuals	2013 Budget	2013 YTD Actuals As of 08/28/13	2014 Budget Requested	2014 Budget Recommended
27000000 Willow Point					
0000002 Departmental Income					
5000105 XEROX MACHINE	650	300	2,681	500	500
5000125 MEDICARE PART B	256,331	418,000	139,626	365,000	365,000
5000179 CHARGES FOR SERVICES	162,606	0	0	0	0
5000210 SNF MEDICARE	2,030,049	4,644,456	1,187,527	2,706,326	2,706,326
5000212 SNF PRIVATE	4,183,849	2,743,938	1,570,483	4,052,023	4,052,023
5000218 SNF NAMI-PATIENT SHARE	2,659,827	2,432,485	1,456,014	2,224,598	2,224,598
5000238 COMMERCIAL INSURANCE	293,062	128,420	147,183	319,696	319,696
5000426 MISCELLANEOUS	362,644	345,236	0	360,604	360,604
0000002 Departmental Income Totals	9,949,018	10,712,835	4,503,514	10,028,747	10,028,747
0000003 Use of Money					
5000451 INTEREST AND EARNINGS	3,967	1,700	1,713	2,500	2,500
5000460 RENTAL OF REAL PROPERTY INDIVI	127,731	133,999	101,894	115,497	115,497
5000470 VENDING MACHINE	7,561	7,990	3,102	6,675	6,675
0000003 Use of Money Totals	139,259	143,689	106,709	124,672	124,672
0000007 Misc Interfund Revenues					
5000530 REFUNDS OF PRIOR YEARS EXPENDI	0	120,000	0	120,000	120,000
5000533 UNCLASSIFIED REVENUES	618	0	0	0	0
5000534 TRANSFER FROM INSURANCE RESERV	265	48,520	49,372	0	0
5000545 CREDIT CARD REBATES	0	0	134	0	0
5000562 TRANSFER FROM GENERAL FUND	0	0	0	889,866	889,866
5000567 IGT REVENUE	5,697,566	0	0	0	0
5000570 EARNINGS ON TEMPORARY INVESTME	1,424	0	0	0	0
0000007 Misc Interfund Revenues Totals	5,699,873	168,520	49,506	1,009,866	1,009,866
0000009 Federal Aid					
5000949 SNF MEDICAID - FEDERAL	12,032,733	13,834,002	5,369,357	13,158,545	13,158,545
0000009 Federal Aid Totals	12,032,733	13,834,002	5,369,357	13,158,545	13,158,545
Rev Total for Div: 2701	27,820,883	24,859,046	10,029,086	24,321,830	24,321,830

REPORT:BP033

BROOME COUNTY GOVERNMENT
REVENUE AND APPROPRIATION SUMMARY
BY DEPARTMENT AND DIVISION

FUND: 2050 WPNH Operating

DEPT: 27000000 Willow Point

DIV: 01 Willow Point-Admin & General

Account	2012 Actuals	2013 Budget	2013 YTD Actuals As of 08/28/13	2014 Budget Requested	2014 Budget Recommended
0000010 Personal Service					
6001000 SALARIES FULL-TIME	900,791	931,512	478,739	868,689	868,689
6001001 SALARIES PART-TIME	103,091	108,580	48,864	69,525	69,525
6001003 SALARIES OVERTIME	7,875	16,501	2,642	23,257	23,257
6001011 DISCRETIONARY SALARY SAVINGS	0	-256,372	0	0	0
6001012 HOLIDAY OVERTIME PAY	637	2,067	253	2,139	2,139
0000010 Personal Service Totals	1,012,394	802,288	530,498	963,610	963,610
0000020 Equipment and Capital Outlay					
6002400 OFFICE MACHINES	0	100	195	0	0
6002401 OFFICE FURNITURE	0	400	362	0	0
6002503 COMPUTER EQUIPMENT	0	20,734	7,488	13,246	13,246
0000020 Equipment and Capital Outlay Totals	0	21,234	8,045	13,246	13,246
0000040 Contractual Expenditures					
6004010 BOOKS AND SUBSCRIPTIONS	741	910	646	860	860
6004012 OFFICE SUPPLIES	8,429	10,585	3,170	10,460	10,460
6004048 MISC OPERATIONAL SUPPLIES	1,311	5,546	145	4,846	4,846
6004053 RECREATIONAL AND ACTIVITY SUPP	72	400	455	500	500
6004055 COMPUTER SOFTWARE AND SUPPLIES	1,778	725	1,895	3,025	3,025
6004100 POSTAGE AND FREIGHT	117	169	28	169	169
6004101 TELEPHONE	808	4,094	609	1,494	1,494
6004105 DUES AND MEMBERSHIPS	27,030	27,555	27,219	28,230	28,230
6004106 GENERAL OFFICE EXPENSES	13,465	15,165	12,091	25,580	25,580
6004126 RECREATIONAL AND ACTIVITY EXPE	1,798	2,200	1,829	2,400	2,400
6004137 ADVERTISING AND PROMOTION EXPE	4,712	9,150	1,241	9,250	9,250
6004160 MILEAGE AND PARKING-LOCAL	0	20	0	25	25
6004161 TRAVEL HOTEL AND MEALS	432	2,600	18	2,700	2,700
6004162 EDUCATION AND TRAINING	1,021	2,700	1,052	3,700	3,700
6004168 OTHER PERSONAL EXPENSES	0	335	468	350	350
6004195 HARDWARE RENTAL	14,700	14,700	11,025	14,700	14,700
6004196 COPYING MACHINE RENTALS	7,820	7,572	5,048	9,156	9,156
6004200 PROPERTY LOSS	265	-520	1,208	0	0
6004203 INSURANCE CLAIMS	0	48,000	48,164	0	0
6004255 CONTRACTED SERVICES	34,560	0	26,100	0	0
6004411 PHYSICIAN SERVICES	73,428	73,431	48,952	73,431	73,431
6004500 ACCTG AND COST ALLOCATION SERV	1,500	1,500	1,500	1,500	1,500
6004501 AUDIT FEES	0	0	0	4,000	4,000
6004504 OTHER FINANCIAL SERVICES	35,896	125,000	343	65,000	65,000

BROOME COUNTY GOVERNMENT
 REVENUE AND APPROPRIATION SUMMARY
 BY DEPARTMENT AND DIVISION

FUND: 2050 WPNH Operating
 DEPT: 27000000 Willow Point
 DIV: 01 Willow Point-Admin & General

Account	2012 Actuals	2013 Budget	2013 YTD Actuals As of 08/28/13	2014 Budget Requested	2014 Budget Recommended
6004537 INVESTIGATIONS EXPENSES	5,444	8,460	4,622	9,000	9,000
6004573 OTHER FEES FOR SERVICES	20,762	21,500	4,815	24,750	24,750
6004580 BAD DEBT EXPENSE	2,946,228	0	0	0	0
6004592 STATE REVENUE REFUND	1,172,791	1,555,019	634,843	1,384,133	1,384,133
6004594 LOSS ON DISPOSITION OF ASSETS	1,050	0	0	0	0
0000040 Contractual Expenditures Totals	4,376,158	1,936,816	837,486	1,679,259	1,679,259
0000041 Chargeback Expenses					
6004601 INDIRECT COSTS	668,156	785,858	0	702,241	702,241
6004602 INSURANCE PREMIUM CHARGEBACK	50,086	72,686	36,343	93,961	93,961
6004606 TELEPHONE BILLING ACCOUNT	33,937	49,839	15,558	32,171	32,171
6004609 DATA PROCESSING CHARGEBACKS	290,519	283,083	141,542	322,884	322,884
6004610 PERSONAL SERVICES CHARGEBACKS	26,730	28,707	0	29,357	29,357
6004614 OTHER CHARGEBACK EXPENSES	18,529	11,300	5,866	19,364	19,364
6004617 DUPLICATING/PRINTING CHARGEBACK	7,671	10,000	3,549	7,700	7,700
6004618 OFFICE SUPPLIES CHARGEBACK	5,976	7,000	3,630	6,300	6,300
0000041 Chargeback Expenses Totals	1,101,604	1,248,473	206,488	1,213,978	1,213,978
0000042 Depreciation					
6004801 DEPRECIATION - BUILDINGS	48,910	0	0	0	0
6004802 DEPRECIATION - BLDG IMPROVEMEN	319,414	0	0	0	0
6004803 DEPRECIATION - IMPROV O/T BLDG	5,405	0	0	0	0
6004804 DEPRECIATION - MOTOR VEHICLES	7,989	0	0	0	0
6004805 DEPRECIATION - MACHINERY & EQU	189,503	0	0	0	0
0000042 Depreciation Totals	571,221	0	0	0	0
0000080 Employee Benefits					
6008001 STATE RETIREMENT	177,402	222,201	127,908	204,594	204,594
6008002 SOCIAL SECURITY	72,537	80,990	37,621	74,002	74,002
6008004 WORKERS COMPENSATION	9,184	9,650	4,825	9,517	9,517
6008005 WORKERS COMP LT LIABILITY	6,367	0	0	0	0
6008006 LIFE INSURANCE	473	475	222	330	330
6008007 HEALTH INSURANCE	271,518	294,528	166,436	300,416	300,416
6008008 OPEB - HEALTH INSURANCE	1,520,131	0	0	0	0
6008009 RETIREE HEALTH INSURANCE	90,663	95,762	67,317	110,245	110,245
6008010 DISABILITY INSURANCE	2,110	2,193	1,167	1,170	1,170
6008013 HEALTH INS - RETIRE INCENTIVE	0	0	0	5,076	5,076

REPORT:BP033

BROOME COUNTY GOVERNMENT
REVENUE AND APPROPRIATION SUMMARY
BY DEPARTMENT AND DIVISION

FUND: 2050 WPNH Operating
DEPT: 27000000 Willow Point
DIV: 01 Willow Point-Admin & General

Account	2012 Actuals	2013 Budget	2013 YTD Actuals As of 08/28/13	2014 Budget Requested	2014 Budget Recommended
0000080 Employee Benefits Totals	2,150,385	705,799	405,496	705,350	705,350
Exp Total for Div: 2701	9,211,762	4,714,610	1,988,013	4,575,443	4,575,443
Total for Div: 27000000	18,609,121	20,144,436	8,041,073	19,746,387	19,746,387

WILLOW POINT NURSING HOME

Nursing

DESCRIPTION

The Nursing Department is supervised by the Deputy Administrator for Health Care Services (DAHCS), who also serves as the Director of Nursing, a position required by NYSDOH. The DAHCS has oversight of areas where Nursing and other departments intertwine, specifically Social Work, Minimum Data Set (MDS) Reporting, Staff Development and In-Service Training, Infection Control, and Admissions. The DAHCS shares Administrative On-Call duties with the Administrator.

Day-to-day supervision of the Nursing Department is handled by the Associate Director of Clinical Care. At least one Registered Nurse is working in the facility 8-hours every day and is also available on-call the remaining time. Each nursing floor also has a manager with 24-hour responsibility, called the Clinical Care Coordinators (CCC). One additional CCC position is being added in 2014 for the opening of the North 2 Floor. This increase has been offset by reducing the Charge Nurse line by one vacant position.

The budget includes nursing positions necessary to meet the care needs of the residents as required by regulation. The amount of nursing staff scheduled to work on any given day is set by a historical standard that takes into account the care needs of each resident and the reimbursement/payment expected for the type of care.

Clerk positions specifically provide nursing clerical support. The Part-Time Clerk and Unit Aide positions in Social programs (The Therapeutic Recreational Services Department) have been moved under Nursing. This Clerk position has been changed to Full-Time to acknowledge the increasing hours involved in scheduling and monitoring the Unit Aides and resident transportation, while time will still be allocated to support the needs of the Therapeutic Recreational Services Department.

The Stores Clerk responsible for ordering, storing, and delivering supplies will be reorganized and put under the supervision of the Fiscal Department in 2014.

27 060104 **WILLOW POINT NURSING HOME/Nursing**
 060204
 060304

<u>Title of Position</u>	<u>Grade/Unit</u>	<u>2012 Actuals</u>	<u>As of</u> <u>8/24/2013</u> <u>Current</u> <u>Authorized</u>	<u>2014</u> <u>Requested</u>	<u>2014</u> <u>Recommended</u>
<u>FULL TIME</u>					
Deputy NH Administrator-for Health Services	F Admin	1	1	1	1
MDS Coordinator	18 BAPA	1	1	1	1
Associate Director of Clinical Care	20 BAPA	1	1	1	1
Clinical Care Coordinator II / I	18/17 BAPA	7	6	7	7
Supervising Nurse II / I	16/15 BAPA	3	3	3	3
Senior RPN	16 CSEA	1	1	1	1
Charge Nurse RPN/Sr LPN	15/11 CSEA	23	19	18	18
Senior LPN	11 CSEA				
Registered Professional Nurse	14 CSEA				
RPN (WPNH)/LPN	14/10 CSEA	43	43	43	43
Licensed Practical Nurse	10 CSEA				
Program Assistant	10 CSEA	1	1	1	1
Stores Clerk	10 CSEA	1	1	1	1
Keyboard Specialist	8 CSEA	1	1	1	1
Senior Clerk	8 CSEA	1	1	1	1
Certified Nursing Assistant/Nursing Assistant Trainee	6 CSEA	130	127	127	127
Clerk	6 CSEA	<u>7</u>	<u>4</u>	<u>5</u>	<u>5</u>
Total Full-Time Positions		221	210	211	211
<u>PART TIME</u>					
Supervising Nurse I / II	16 BAPA	2	2	2	2
Registered Professional Nurse(NH)	14 CSEA				
RPN (WPNH)/LPN	14/10 CSEA	21	19	19	19
Licensed Practical Nurse	10 CSEA				
Certified Nursing Assistant/Nursing Assistant Trainee	6 CSEA	55	41	41	41
Unit Aide	NA	<u>0</u>	<u>0</u>	<u>7</u>	<u>7</u>
Total Part-Time Positions		78	62	69	69
TOTAL POSITIONS		299	272	280	280

BROOME COUNTY GOVERNMENT
 REVENUE AND APPROPRIATION SUMMARY
 BY DEPARTMENT AND DIVISION

FUND: 2050 WPNH Operating
 DEPT: 27000000 Willow Point
 DIV: 06 Willow Point-Nursing

Account	2012 Actuals	2013 Budget	2013 YTD Actuals As of 08/28/13	2014 Budget Requested	2014 Budget Recommended
0000003 Use of Money					
5000451 INTEREST AND EARNINGS	5	0	16	0	0
0000003 Use of Money Totals	5	0	16	0	0
0000007 Misc Interfund Revenues					
5000530 REFUNDS OF PRIOR YEARS EXPENDI	4,323	0	1,180	0	0
0000007 Misc Interfund Revenues Totals	4,323	0	1,180	0	0
0000008 State Aid					
5000808 OTHER STATE AID	3,480	3,600	320	3,200	3,200
0000008 State Aid Totals	3,480	3,600	320	3,200	3,200
Rev Total for Div: 2706	7,808	3,600	1,516	3,200	3,200
0000010 Personal Service					
6001000 SALARIES FULL-TIME	6,270,862	7,263,651	3,303,153	7,316,090	7,316,090
6001001 SALARIES PART-TIME	705,924	977,515	372,018	1,036,853	1,036,853
6001002 SALARIES TEMPORARY	74,791	0	63,456	235,964	235,964
6001003 SALARIES OVERTIME	974,362	14,385	563,337	14,558	14,558
6001004 SALARIES SHIFT DIFFERENTIAL	0	32,782	0	32,782	32,782
6001008 STAND-BY PAY	14,023	10,920	6,530	10,920	10,920
6001009 OTHER PERSONNEL SERVICES	37,920	48,400	32,874	47,000	47,000
6001011 DISCRETIONARY SALARY SAVINGS	0	0	0	-274,994	-274,994
6001012 HOLIDAY OVERTIME PAY	62,888	67,590	25,288	71,502	71,502
0000010 Personal Service Totals	8,140,770	8,415,243	4,366,656	8,490,675	8,490,675
0000020 Equipment and Capital Outlay					
6002505 HOSPITAL MEDICAL AND LAB EQUIP	0	18,350	8,074	89,950	89,950
6002703 OTHER INSTITUTIONAL EQUIPMENT	0	4,000	0	0	0
0000020 Equipment and Capital Outlay Totals	0	22,350	8,074	89,950	89,950

REPORT:BP033

BROOME COUNTY GOVERNMENT
REVENUE AND APPROPRIATION SUMMARY
BY DEPARTMENT AND DIVISION

FUND: 2050 WPNH Operating
DEPT: 27000000 Willow Point
DIV: 06 Willow Point-Nursing

Account	2012 Actuals	2013 Budget	2013 YTD Actuals As of 08/28/13	2014 Budget Requested	2014 Budget Recommended
0000040 Contractual Expenditures					
6004010 BOOKS AND SUBSCRIPTIONS	308	345	326	245	245
6004012 OFFICE SUPPLIES	3,157	3,000	1,612	3,000	3,000
6004045 TRAINING AND EDUCATIONAL SUPPL	1,001	1,050	1,377	900	900
6004048 MISC OPERATIONAL SUPPLIES	8,584	8,080	8,225	7,880	7,880
6004055 COMPUTER SOFTWARE AND SUPPLIES	5,036	5,500	1,694	3,000	3,000
6004062 MEDICAL LAB & CLINIC SUPPLIES	264,039	287,842	134,791	307,524	307,524
6004100 POSTAGE AND FREIGHT	247	875	67	275	275
6004106 GENERAL OFFICE EXPENSES	20,201	22,870	17,202	34,111	34,111
6004123 MEDICAL HOSPITAL AND LAB EXPEN	3,216	4,000	892	4,500	4,500
6004143 TRANSPORTATION SERVICES	0	200	0	100	100
6004161 TRAVEL HOTEL AND MEALS	493	1,000	0	2,000	2,000
6004162 EDUCATION AND TRAINING	1,946	2,500	2,825	5,000	5,000
6004168 OTHER PERSONAL EXPENSES	3,240	3,600	1,360	3,200	3,200
6004169 DAY TRIP MEAL REIMBURSEMENT	0	75	0	100	100
6004191 OUTSIDE RENTALS-MACHINERY	20,135	5,220	506	24,570	24,570
6004196 COPYING MACHINE RENTALS	3,786	8,547	5,698	15,027	15,027
6004594 LOSS ON DISPOSITION OF ASSETS	3,202	0	0	0	0
0000040 Contractual Expenditures Totals	338,591	354,704	176,575	411,432	411,432
0000070 Interest on Indebtedness					
6007005 INTEREST ON CAPITAL LEASE	1,301	0	0	0	0
0000070 Interest on Indebtedness Totals	1,301	0	0	0	0
0000080 Employee Benefits					
6008001 STATE RETIREMENT	1,333,921	1,809,781	915,545	1,431,210	1,431,210
6008002 SOCIAL SECURITY	593,815	643,643	315,437	670,292	670,292
6008004 WORKERS COMPENSATION	426,400	452,841	226,421	441,883	441,883
6008006 LIFE INSURANCE	4,190	5,111	2,039	4,065	4,065
6008007 HEALTH INSURANCE	1,727,323	2,249,071	1,080,342	2,378,012	2,378,012
6008009 RETIREE HEALTH INSURANCE	1,055,465	1,125,658	793,598	1,307,174	1,307,174
6008010 DISABILITY INSURANCE	23,022	32,766	14,114	20,046	20,046
6008011 UNEMPLOYMENT INSURANCE	49,264	0	7,052	0	0
6008013 HEALTH INS - RETIRE INCENTIVE	140,000	0	0	25,298	25,298
0000080 Employee Benefits Totals	5,353,400	6,318,871	3,354,548	6,277,980	6,277,980

REPORT:BP033

BROOME COUNTY GOVERNMENT
REVENUE AND APPROPRIATION SUMMARY
BY DEPARTMENT AND DIVISION

FUND: 2050 WPNH Operating
DEPT: 27000000 Willow Point
DIV: 06 Willow Point-Nursing

Account	2012 Actuals	2013 Budget	2013 YTD Actuals As of 08/28/13	2014 Budget Requested	2014 Budget Recommended
Exp Total for Div: 2706	13,834,062	15,111,168	7,905,853	15,270,037	15,270,037
Total for Div: 27000000	-13,826,254	-15,107,568	-7,904,337	-15,266,837	-15,266,837

WILLOW POINT NURSING HOME

Dietary

DESCRIPTION

The Dietary Department provides food and beverage services that meet the daily nutritional needs of residents and ensures that special dietary needs are recognized and accommodated to best meet the resident's optimal independence.

Broome County Central Foods and Nutrition Services provides a Full-Time Food Service Director and two Full-Time Registered Dieticians (RDs) to oversee the Willow Point Food Service program. Hot food is ordered from the Central Food Nutrition Facility while cold food is prepared onsite. In 2013, resident meal services changed to allow trayless meals to be served out of a pantry in each dining room.

The Food Service Manager provides day-to-day supervision under the Director and is supported by an Assistant Food Service Manager. Resident dietary menus and specialty needs are determined by the RDs and Dietetic Technicians. Senior Food Service Helpers and Food Service Helpers prepare, serve and clean-up every meal.

The Dietary Stores Clerk responsible for ordering, storing, and delivering supplies will be reorganized and put under the supervision of the Fiscal Department in 2014.

27 050104 WILLOW POINT NURSING HOME/Dietary

<u>Title of Position</u>	<u>Grade/Unit</u>	<u>2012 Actuals</u>	<u>As of 8/24/2013 Current Authorized</u>	<u>2014 Requested</u>	<u>2014 Recommended</u>
<u>FULL TIME</u>					
Food Service Manager	14 BAPA	1	1	1	1
Dietetic Technician	11 CSEA	4	3	2	2
Assistant Food Service Manager	10 CSEA	1	1	1	1
Stores Clerk	10 CSEA	1	1	1	1
Senior Food Service Helper	9 CSEA	4	4	4	4
Clerk	6 CSEA	1	1	0	0
Food Service Helper	5 CSEA	<u>13</u>	<u>12</u>	<u>12</u>	<u>12</u>
Total Full-Time Positions		25	23	21	21
<u>PART TIME</u>					
Food Service Helper	5 CSEA	<u>21</u>	<u>20</u>	<u>20</u>	<u>20</u>
Total Part-Time Positions		21	20	20	20
TOTAL POSITIONS		46	43	41	41

REPORT:BP033

BROOME COUNTY GOVERNMENT
REVENUE AND APPROPRIATION SUMMARY
BY DEPARTMENT AND DIVISION

FUND: 2050 WPNH Operating
DEPT: 27000000 Willow Point
DIV: 05 Willow Point-Dietary

Account	2012 Actuals	2013 Budget	2013 YTD Actuals As of 08/28/13	2014 Budget Requested	2014 Budget Recommended
0000002 Departmental Income					
5000427 CAFETERIA FEES	1,788	1,204	483	1,352	1,352
0000002 Departmental Income Totals	1,788	1,204	483	1,352	1,352
Rev Total for Div: 2705	1,788	1,204	483	1,352	1,352
0000010 Personal Service					
6001000 SALARIES FULL-TIME	716,436	750,757	353,313	695,167	695,167
6001001 SALARIES PART-TIME	288,771	231,495	167,017	229,591	229,591
6001002 SALARIES TEMPORARY	8,763	0	13,060	0	0
6001003 SALARIES OVERTIME	32,741	31,343	7,859	94,644	94,644
6001004 SALARIES SHIFT DIFFERENTIAL	0	4,421	0	4,097	4,097
6001009 OTHER PERSONNEL SERVICES	5,192	6,650	4,658	5,150	5,150
6001012 HOLIDAY OVERTIME PAY	8,905	14,091	3,998	14,199	14,199
0000010 Personal Service Totals	1,060,808	1,038,757	549,905	1,042,848	1,042,848
0000020 Equipment and Capital Outlay					
6002700 KITCHEN AND DINING ROOM EQUIPM	0	14,800	13,319	29,700	29,700
0000020 Equipment and Capital Outlay Totals	0	14,800	13,319	29,700	29,700
0000040 Contractual Expenditures					
6004012 OFFICE SUPPLIES	2,520	2,350	2,317	2,500	2,500
6004030 FOOD AND BEVERAGES	91	1,000	655	1,000	1,000
6004031 KITCHEN AND DINING ROOM SUPPLI	5,925	5,000	3,238	5,000	5,000
6004045 TRAINING AND EDUCATIONAL SUPPL	110	0	0	0	0
6004054 SAFETY SUPPLIES	3,733	3,800	2,328	3,800	3,800
6004055 COMPUTER SOFTWARE AND SUPPLIES	1,710	1,710	1,682	1,900	1,900
6004106 GENERAL OFFICE EXPENSES	1,011	1,050	1,091	1,100	1,100
6004162 EDUCATION AND TRAINING	878	800	468	550	550
6004196 COPYING MACHINE RENTALS	1,200	3,384	2,256	3,384	3,384
0000040 Contractual Expenditures Totals	17,178	19,094	14,035	19,234	19,234

BROOME COUNTY GOVERNMENT
 REVENUE AND APPROPRIATION SUMMARY
 BY DEPARTMENT AND DIVISION

FUND: 2050 WPNH Operating
 DEPT: 27000000 Willow Point
 DIV: 05 Willow Point-Dietary

Account	2012 Actuals	2013 Budget	2013 YTD Actuals As of 08/28/13	2014 Budget Requested	2014 Budget Recommended
0000041 Chargeback Expenses					
6004625 FOOD SERVICE CHARGEBACKS	1,652,782	1,685,388	794,422	1,749,822	1,749,822
0000041 Chargeback Expenses Totals	1,652,782	1,685,388	794,422	1,749,822	1,749,822
0000070 Interest on Indebtedness					
6007005 INTEREST ON CAPITAL LEASE	480	0	0	0	0
0000070 Interest on Indebtedness Totals	480	0	0	0	0
0000080 Employee Benefits					
6008001 STATE RETIREMENT	154,909	403,039	105,386	215,731	215,731
6008002 SOCIAL SECURITY	78,555	79,469	39,859	79,781	79,781
6008004 WORKERS COMPENSATION	15,285	16,205	8,103	15,840	15,840
6008006 LIFE INSURANCE	576	608	280	615	615
6008007 HEALTH INSURANCE	199,821	210,862	124,670	215,862	215,862
6008009 RETIREE HEALTH INSURANCE	91,640	103,229	71,645	115,726	115,726
6008010 DISABILITY INSURANCE	3,677	3,999	2,184	2,262	2,262
6008013 HEALTH INS - RETIRE INCENTIVE	20,000	0	0	0	0
0000080 Employee Benefits Totals	564,463	817,411	352,127	645,817	645,817
Exp Total for Div: 2705	3,295,711	3,575,450	1,723,808	3,487,421	3,487,421
Total for Div: 27000000	-3,293,923	-3,574,246	-1,723,325	-3,486,069	-3,486,069

WILLOW POINT NURSING HOME

Cleanliness & Safety

DESCRIPTION

The Department of Public Works (DPW) has oversight of the Maintenance, Housekeeping and Laundry Department through a Full-Time DPW employee, the Facilities Manager. The Maintenance Mechanics, under the Facilities Manager's direction, are responsible for providing general and preventive maintenance for the physical plant, equipment, and grounds. The age of the building has resulted in regular NYSDOH deficiencies for damaged walls, doors, ceiling tiles, out-of-date closures, as well as ongoing pipe leaks, equipment failure, and other work created by the constant turnover of residents. Steps have been taken to plan for contracting out appropriate and cost effective work in 2014. For example, in 2013, the facility completed an extensive fire suppression system project and was able to repair and paint all of the interior walls at the same time. It was determined during this effort, that better time and money would be spent using a painting contractor rather than a full-time Maintenance Mechanic. The 2014 budget reflects this change.

The Housekeeping Supervisor and Assistant Housekeeping Supervisor oversee the Housekeeping Department and are charged with providing a safe and sanitary environment. The Housekeeping Department duties include all basic cleaning functions and custodial work provided by the Custodial Workers. Changes in the Full-Time and Part-Time positions reflect an adjustment in the vacant positions to better align work with Willow Point's needs and to prepare for the opening of North 2.

The Housekeeping Supervisors also oversee the Laundry and Laundry Workers. They are responsible for laundering residents' personal clothing, facility curtains and draperies, and miscellaneous resident care items. Laundry also manages the contracted linen supply service.

27 030204 WILLOW POINT NURSING HOME/Cleanliness & Safety
 030304
 030404

<u>Title of Position</u>	<u>Grade/Unit</u>	<u>2012 Actuals</u>	<u>As of 8/24/2013 Current Authorized</u>	<u>2014 Requested</u>	<u>2014 Recommended</u>
<u>FULL TIME</u>					
Housekeeping Supervisor	14 BAPA	1	1	1	1
Assistant Housekeeping Supervisor	11 CSEA	1	1	1	1
Maintenance Mechanic	10 CSEA	4	4	4	4
Custodial Worker	6 CSEA	26	25	22	22
Laundry Worker	6 CSEA	3	3	5	5
Clerk	6 CSEA	<u>1</u>	<u>1</u>	<u>0</u>	<u>0</u>
Total Full-Time Positions		36	35	33	33
<u>PART TIME</u>					
Custodial Worker	6 CSEA	5	5	6	6
Laundry Worker	6 CSEA	<u>1</u>	<u>1</u>	<u>1</u>	<u>1</u>
Total Part-Time Positions		6	6	7	7
TOTAL POSITIONS		42	41	40	40

REPORT:BP033

BROOME COUNTY GOVERNMENT
 REVENUE AND APPROPRIATION SUMMARY
 BY DEPARTMENT AND DIVISION

FUND: 2050 WPNH Operating
 DEPT: 27000000 Willow Point
 DIV: 03 Willow Point-Cleanliness/Safety

Account	2012 Actuals	2013 Budget	2013 YTD Actuals As of 08/28/13	2014 Budget Requested	2014 Budget Recommended
0000006 Sale of Prop and Comp for Loss					
5000510 SALE OF SCRAP & EXCESS MATERIA	1,728	0	857	1,800	1,800
0000006 Sale of Prop and Comp for Loss Totals	1,728	0	857	1,800	1,800
0000007 Misc Interfund Revenues					
5000531 GIFTS AND DONATIONS	13	0	0	0	0
5000534 TRANSFER FROM INSURANCE RESERV	4,130	0	0	0	0
0000007 Misc Interfund Revenues Totals	4,143	0	0	0	0
Rev Total for Div: 2703	5,871	0	857	1,800	1,800
0000010 Personal Service					
6001000 SALARIES FULL-TIME	1,019,867	1,076,894	523,006	1,030,061	1,030,061
6001001 SALARIES PART-TIME	53,107	67,949	41,316	81,895	81,895
6001003 SALARIES OVERTIME	13,017	31,003	12,517	34,555	34,555
6001008 STAND-BY PAY	6,960	7,280	4,760	7,280	7,280
6001009 OTHER PERSONNEL SERVICES	6,375	6,600	6,067	6,900	6,900
6001012 HOLIDAY OVERTIME PAY	8,154	9,855	3,978	9,548	9,548
0000010 Personal Service Totals	1,107,480	1,199,581	591,644	1,170,239	1,170,239
0000020 Equipment and Capital Outlay					
6002207 IMPROVEMENTS OTHER THAN BUILDI	0	0	0	7,500	7,500
6002600 MAINTENANCE EQUIPMENT	0	0	0	10,800	10,800
6002603 DPW BUILDING AND GROUNDS EQUIP	0	0	0	20,450	20,450
6002700 KITCHEN AND DINING ROOM EQUIPM	0	10,500	10,450	9,750	9,750
6002701 LAUNDRY AND CLEANING EQUIPMENT	0	9,375	9,773	2,000	2,000
6002704 PHOTOGRAPHIC EQUIPMENT	0	0	0	40,000	40,000
6002706 COMMUNICATIONS EQUIPMENT	0	0	0	2,000	2,000
6002709 OTHER OPERATIONAL EQUIPMENT	0	0	0	10,000	10,000
0000020 Equipment and Capital Outlay Totals	0	19,875	20,223	102,500	102,500

BROOME COUNTY GOVERNMENT
 REVENUE AND APPROPRIATION SUMMARY
 BY DEPARTMENT AND DIVISION

FUND: 2050 WPNH Operating
 DEPT: 27000000 Willow Point
 DIV: 03 Willow Point-Cleanliness/Safety

Account	2012 Actuals	2013 Budget	2013 YTD Actuals As of 08/28/13	2014 Budget Requested	2014 Budget Recommended
0000040 Contractual Expenditures					
6004012 OFFICE SUPPLIES	145	200	0	180	180
6004021 BLDG MAINTENANCE SUPPLIES	24,180	42,900	12,545	43,600	43,600
6004022 FUEL AND HEATING SUPPLIES	121,247	180,000	60,402	150,000	150,000
6004023 BLDG AND GROUNDS SUPPLIES	37,081	50,600	21,228	48,600	48,600
6004032 HSLD LAUNDRY & CLEANING SUPPLI	31,188	41,750	13,874	40,750	40,750
6004048 MISC OPERATIONAL SUPPLIES	8,446	8,320	4,904	7,320	7,320
6004054 SAFETY SUPPLIES	626	1,640	621	1,640	1,640
6004061 ENVIRONMENTAL HEALTH SUPPLIES	198,365	190,000	111,583	209,000	209,000
6004062 MEDICAL LAB & CLINIC SUPPLIES	16,108	2,000	0	750	750
6004106 GENERAL OFFICE EXPENSES	0	50	0	50	50
6004112 BLDG GROUNDS AND EQUIP REPAIR	56,773	39,100	21,109	38,800	38,800
6004113 WATER AND SEWAGE CHARGES	66,173	60,000	54,597	60,000	60,000
6004115 ELECTRIC CURRENT	244,425	265,000	109,953	275,000	275,000
6004116 TAXES	3,461	3,600	3,541	4,000	4,000
6004117 BUILDING AND GROUNDS EXPENSES	76,301	73,863	33,971	100,752	100,752
6004121 LAUNDRY AND DRY CLEANING EXPEN	275,112	280,000	145,480	285,000	285,000
6004123 MEDICAL HOSPITAL AND LAB EXPEN	7,109	8,750	1,464	16,750	16,750
6004138 OTHER OPERATIONAL EXPENSES	66	0	0	0	0
6004191 OUTSIDE RENTALS-MACHINERY	945	1,000	855	0	0
6004192 SOFTWARE MAINTENANCE	500	0	500	0	0
6004196 COPYING MACHINE RENTALS	1,398	1,398	932	1,441	1,441
6004200 PROPERTY LOSS	2,484	0	0	0	0
6004573 OTHER FEES FOR SERVICES	1,145	0	0	0	0
6004594 LOSS ON DISPOSITION OF ASSETS	2,081	0	0	0	0
0000040 Contractual Expenditures Totals	1,175,359	1,250,171	597,559	1,283,633	1,283,633
0000041 Chargeback Expenses					
6004614 OTHER CHARGEBACK EXPENSES	1,621	4,500	1,134	4,500	4,500
6004615 GASOLINE CHARGEBACK	2,677	4,400	1,416	3,750	3,750
6004616 FLEET SERVICE CHARGEBACK	5,344	7,562	7,562	8,924	8,924
6004619 BUILDING SERVICE CHARGEBACK	136,571	140,000	20,388	140,000	140,000
0000041 Chargeback Expenses Totals	146,213	156,462	30,500	157,174	157,174
0000080 Employee Benefits					
6008001 STATE RETIREMENT	181,267	245,236	127,020	238,501	238,501
6008002 SOCIAL SECURITY	79,596	94,021	41,925	89,520	89,520
6008004 WORKERS COMPENSATION	21,309	22,603	11,303	22,083	22,083
6008006 LIFE INSURANCE	654	703	327	510	510

REPORT:BP033

BROOME COUNTY GOVERNMENT
REVENUE AND APPROPRIATION SUMMARY
BY DEPARTMENT AND DIVISION

FUND: 2050 WPNH Operating

DEPT: 27000000 Willow Point

DIV: 03 Willow Point-Cleanliness/Safety

Account	2012 Actuals	2013 Budget	2013 YTD Actuals As of 08/28/13	2014 Budget Requested	2014 Budget Recommended
6008007 HEALTH INSURANCE	331,598	381,045	201,117	341,624	341,624
6008009 RETIREE HEALTH INSURANCE	189,563	193,879	135,867	211,866	211,866
6008010 DISABILITY INSURANCE	4,098	4,644	2,607	2,652	2,652
6008013 HEALTH INS - RETIRE INCENTIVE	60,000	0	0	1,372	1,372
0000080 Employee Benefits Totals	868,085	942,131	520,166	908,128	908,128
Exp Total for Div: 2703	3,297,137	3,568,220	1,760,092	3,621,674	3,621,674
Total for Div: 27000000	-3,291,266	-3,568,220	-1,759,235	-3,619,874	-3,619,874

WILLOW POINT NURSING HOME

Social Programs

DESCRIPTION

The Social Services staff is required to support residents adjusting to living at Willow Point, helping them to achieve the highest practicable quality of psychosocial, emotional and spiritual life, and arranging for services to meet these needs. The Social Worker Assistants report directly to the DAHCS and have regular support from a contract Master of Social Work Consultant.

The Therapeutic Recreational Services Department is directly overseen by the Director of Therapeutic Recreational Services and Assistant Director of Therapeutic Recreational Services. The staff of Leisure Time Activities Leaders provide an ongoing program of activities designed to meet the interests and the physical, mental, and psychosocial well-being of each resident. These programs include large and small groups and one-on-one activities involving all ages, interests and abilities. The Department is now responsible for the Volunteer Program and the contract Hair Care Services.

The Part-Time Clerk and Unit Aide positions have been moved under Nursing.

27 070104 WILLOW POINT NURSING HOME/Social Programs
070304

<u>Title of Position</u>	<u>Grade/Unit</u>	<u>2012 Actuals</u>	<u>As of 8/24/2013 Current Authorized</u>	<u>2014 Requested</u>	<u>2014 Recommended</u>
FULL TIME					
Director of NH Social Services (40)	21 BAPA	1	0	0	0
Director Therapeutic Recreational Services	16 BAPA	0	0	1	1
Director Therapeutic Recreational Services	15 BAPA	1	1	0	0
Social Work Assistant	14 CSEA	4	4	4	4
Assistant Director of Activities	9 CSEA	1	1	1	1
Leisure Time Activities Leader	7 CSEA	<u>6</u>	<u>6</u>	<u>6</u>	<u>6</u>
Total Full-Time Positions		13	12	12	12
PART TIME					
Social Work Assistant	14 CSEA	1	0	0	0
Clerk	6 CSEA	2	1	0	0
Unit Aide	NA	<u>7</u>	<u>7</u>	<u>0</u>	<u>0</u>
Total Part-Time Positions		10	8	0	0
TOTAL POSITIONS		23	20	12	12

BROOME COUNTY GOVERNMENT
 REVENUE AND APPROPRIATION SUMMARY
 BY DEPARTMENT AND DIVISION

FUND: 2050 WPNH Operating
 DEPT: 27000000 Willow Point
 DIV: 07 Willow Point-Social Programs

Account	2012 Actuals	2013 Budget	2013 YTD Actuals As of 08/28/13	2014 Budget Requested	2014 Budget Recommended
0000002 Departmental Income					
5000109 CABLE TV	10,295	9,495	5,535	9,500	9,500
0000002 Departmental Income Totals	10,295	9,495	5,535	9,500	9,500
Rev Total for Div: 2707	10,295	9,495	5,535	9,500	9,500
0000010 Personal Service					
6001000 SALARIES FULL-TIME	473,585	435,479	239,206	442,937	442,937
6001001 SALARIES PART-TIME	77,250	66,595	46,004	0	0
6001002 SALARIES TEMPORARY	109,164	72,222	72,433	0	0
6001003 SALARIES OVERTIME	3,915	4,024	2,851	0	0
6001004 SALARIES SHIFT DIFFERENTIAL	0	144	0	0	0
6001012 HOLIDAY OVERTIME PAY	1,497	487	619	0	0
0000010 Personal Service Totals	665,411	578,951	361,113	442,937	442,937
0000020 Equipment and Capital Outlay					
6002305 MINI BUSES, NON-TRANSIT BUSES	0	0	0	60,000	60,000
0000020 Equipment and Capital Outlay Totals	0	0	0	60,000	60,000
0000040 Contractual Expenditures					
6004010 BOOKS AND SUBSCRIPTIONS	60	150	0	150	150
6004012 OFFICE SUPPLIES	542	750	197	750	750
6004030 FOOD AND BEVERAGES	905	1,500	767	1,500	1,500
6004053 RECREATIONAL AND ACTIVITY SUPP	1,837	1,850	994	1,850	1,850
6004055 COMPUTER SOFTWARE AND SUPPLIES	110	175	0	100	100
6004105 DUES AND MEMBERSHIPS	261	260	0	260	260
6004125 RELIGIOUS EXPENSES	3,000	3,000	2,000	3,000	3,000
6004126 RECREATIONAL AND ACTIVITY EXPE	13,802	15,438	9,397	24,830	24,830
6004131 PHOTOGRAPHIC EXPENSES	0	50	62	50	50
6004138 OTHER OPERATIONAL EXPENSES	415	400	424	450	450
6004143 TRANSPORTATION SERVICES	900	1,050	514	1,200	1,200
6004161 TRAVEL HOTEL AND MEALS	0	100	0	50	50
6004162 EDUCATION AND TRAINING	239	1,325	0	1,300	1,300

REPORT:BP033

BROOME COUNTY GOVERNMENT
REVENUE AND APPROPRIATION SUMMARY
BY DEPARTMENT AND DIVISION

FUND: 2050 WPNH Operating

DEPT: 27000000 Willow Point

DIV: 07 Willow Point-Social Programs

Account	2012 Actuals	2013 Budget	2013 YTD Actuals As of 08/28/13	2014 Budget Requested	2014 Budget Recommended
6004169 DAY TRIP MEAL REIMBURSEMENT	0	35	0	35	35
6004191 OUTSIDE RENTALS-MACHINERY	101	50	74	50	50
6004194 SOFTWARE RENTAL	49	0	0	0	0
6004255 CONTRACTED SERVICES	3,230	0	6,630	20,000	20,000
6004573 OTHER FEES FOR SERVICES	4,950	25,000	2,567	5,000	5,000
6004594 LOSS ON DISPOSITION OF ASSETS	24	0	0	0	0
0000040 Contractual Expenditures Totals	30,425	51,133	23,626	60,575	60,575
0000041 Chargeback Expenses					
6004625 FOOD SERVICE CHARGEBACKS	0	50	0	0	0
0000041 Chargeback Expenses Totals	0	50	0	0	0
0000080 Employee Benefits					
6008001 STATE RETIREMENT	95,628	101,182	63,097	94,253	94,253
6008002 SOCIAL SECURITY	48,647	44,292	26,134	33,884	33,884
6008004 WORKERS COMPENSATION	8,234	8,728	4,365	8,533	8,533
6008006 LIFE INSURANCE	264	285	130	180	180
6008007 HEALTH INSURANCE	127,654	129,167	78,200	143,475	143,475
6008009 RETIREE HEALTH INSURANCE	75,028	79,630	53,338	89,363	89,363
6008010 DISABILITY INSURANCE	1,483	1,548	971	858	858
6008011 UNEMPLOYMENT INSURANCE	17,805	0	3,427	0	0
6008013 HEALTH INS - RETIRE INCENTIVE	0	0	0	5,000	5,000
0000080 Employee Benefits Totals	374,743	364,832	229,662	375,546	375,546
Exp Total for Div: 2707	1,070,579	994,966	614,401	939,058	939,058
Total for Div: 27000000	-1,060,284	-985,471	-608,866	-929,558	-929,558

WILLOW POINT NURSING HOME

Ancillaries

DESCRIPTION

The Department of Public Works (DPW) has oversight of the Maintenance, Housekeeping and Laundry Department through a Full-Time DPW employee, the Facilities Manager. The Maintenance Mechanics, under the Facilities Manager's direction, are responsible for providing general and preventive maintenance for the physical plant, equipment, and grounds. The age of the building has resulted in regular NYSDOH deficiencies for damaged walls, doors, ceiling tiles, out-of-date closures, as well as ongoing pipe leaks, equipment failure, and other work created by the constant turnover of residents. Steps have been taken to plan for contracting out appropriate and cost effective work in 2014. For example, in 2013, the facility completed an extensive fire suppression system project and was able to repair and paint all of the interior walls at the same time. It was determined during this effort, that better time and money would be spent using a painting contractor rather than a full-time Maintenance Mechanic. The 2014 budget reflects this change.

The Housekeeping Supervisor and Assistant Housekeeping Supervisor oversee the Housekeeping Department and are charged with providing a safe and sanitary environment. The Housekeeping Department duties include all basic cleaning functions and custodial work provided by the Custodial Workers. Changes in the Full-Time and Part-Time positions reflect an adjustment in the vacant positions to better align work with Willow Point's needs and to prepare for the opening of North 2.

The Housekeeping Supervisors also oversee the Laundry and Laundry Workers. They are responsible for laundering residents' personal clothing, facility curtains and draperies, and miscellaneous resident care items. Laundry also manages the contracted linen supply service.

27 020304 WILLOW POINT NURSING HOME/Ancillaries
020504

<u>Title of Position</u>	<u>Grade/Unit</u>	<u>2012 Actuals</u>	<u>As of 8/24/2013 Current Authorized</u>	<u>2014 Requested</u>	<u>2014 Recommended</u>
<u>FULL TIME</u>					
Director of Rehabilitation Services	28 BAPA	1	0	0	0
Physical Therapist	25 CSEA	1	0	0	0
Occupational Therapist	24 CSEA	1	0	0	0
Occupational Therapy Assistant (COTA)	16 CSEA	1	0	0	0
Physical Therapy Assistant	13 CSEA	4	0	0	0
Physical Therapy Aide	7 CSEA	<u>3</u>	<u>0</u>	<u>0</u>	<u>0</u>
Total Full-Time Positions		11	0	0	0
<u>PART TIME</u>					
Total Part-Time Positions		0	0	0	0
TOTAL POSITIONS		11	0	0	0

BROOME COUNTY GOVERNMENT
 REVENUE AND APPROPRIATION SUMMARY
 BY DEPARTMENT AND DIVISION

FUND: 2050 WPNH Operating
 DEPT: 27000000 Willow Point
 DIV: 02 Willow Point-Ancillaries

Account	2012 Actuals	2013 Budget	2013 YTD Actuals As of 08/28/13	2014 Budget Requested	2014 Budget Recommended
0000010 Personal Service					
6001000 SALARIES FULL-TIME	515,103	0	-35,050	0	0
6001002 SALARIES TEMPORARY	10,226	0	45,312	0	0
6001003 SALARIES OVERTIME	11,826	0	24	0	0
6001009 OTHER PERSONNEL SERVICES	1,900	0	600	0	0
6001012 HOLIDAY OVERTIME PAY	1,385	0	132	0	0
0000010 Personal Service Totals	540,440	0	11,018	0	0
0000020 Equipment and Capital Outlay					
6002505 HOSPITAL MEDICAL AND LAB EQUIP	0	0	16,183	30,000	30,000
0000020 Equipment and Capital Outlay Totals	0	0	16,183	30,000	30,000
0000040 Contractual Expenditures					
6004012 OFFICE SUPPLIES	149	0	32	0	0
6004062 MEDICAL LAB & CLINIC SUPPLIES	54,281	45,000	26,083	62,200	62,200
6004064 UNIT DOSAGE SNF	327,342	400,000	52,049	400,000	400,000
6004105 DUES AND MEMBERSHIPS	200	200	0	200	200
6004106 GENERAL OFFICE EXPENSES	179	0	138	0	0
6004123 MEDICAL HOSPITAL AND LAB EXPEN	533	0	125	600	600
6004191 OUTSIDE RENTALS-MACHINERY	7,719	5,000	5,496	5,000	5,000
6004196 COPYING MACHINE RENTALS	1,112	1,482	988	0	0
6004402 LAB SERVICES	29,621	30,000	20,648	38,000	38,000
6004405 REHAB AND THERAPY SERVICES	58,890	875,931	44,043	892,427	892,427
6004411 PHYSICIAN SERVICES	63,192	63,200	42,128	88,200	88,200
6004413 OTHER HEALTH AND MEDICAL SERVI	1,780	0	0	4,000	4,000
6004573 OTHER FEES FOR SERVICES	43,682	52,000	9,220	44,000	44,000
6004594 LOSS ON DISPOSITION OF ASSETS	2,203	0	0	0	0
0000040 Contractual Expenditures Totals	590,883	1,472,813	200,950	1,534,627	1,534,627
0000080 Employee Benefits					
6008001 STATE RETIREMENT	91,750	0	4,356	0	0
6008002 SOCIAL SECURITY	38,802	0	768	0	0
6008004 WORKERS COMPENSATION	5,264	0	2,790	0	0
6008006 LIFE INSURANCE	202	0	9	0	0
6008007 HEALTH INSURANCE	114,698	0	2,640	0	0

REPORT:BP033

BROOME COUNTY GOVERNMENT
 REVENUE AND APPROPRIATION SUMMARY
 BY DEPARTMENT AND DIVISION

FUND: 2050 WPNH Operating
 DEPT: 27000000 Willow Point
 DIV: 02 Willow Point-Ancillaries

Account	2012 Actuals	2013 Budget	2013 YTD Actuals As of 08/28/13	2014 Budget Requested	2014 Budget Recommended
6008009 RETIREE HEALTH INSURANCE	50,510	53,542	35,237	58,034	58,034
6008010 DISABILITY INSURANCE	1,222	0	48	0	0
0000080 Employee Benefits Totals	302,448	53,542	45,848	58,034	58,034
Exp Total for Div: 2702	1,433,771	1,526,355	273,999	1,622,661	1,622,661
Total for Div: 27000000	-1,433,771	-1,526,355	-273,999	-1,622,661	-1,622,661

BROOME COUNTY GOVERNMENT
 REVENUE AND APPROPRIATION SUMMARY
 BY DEPARTMENT AND DIVISION

FUND: 2050 WPNH Operating
 DEPT: 27000000 Willow Point
 DIV: 04 Willow Point-Debt Svc

Account	2012 Actuals	2013 Budget	2013 YTD Actuals As of 08/28/13	2014 Budget Requested	2014 Budget Recommended
0000007 Misc Interfund Revenues					
5000532 PREMIUM & ACCRUED INT ON OBLIG	1,232	0	13,790	0	0
0000007 Misc Interfund Revenues Totals	1,232	0	13,790	0	0
0000009 Federal Aid					
5000952 ARRA DEBT REIMBURSEMENT	12,014	12,014	6,007	12,014	12,014
0000009 Federal Aid Totals	12,014	12,014	6,007	12,014	12,014
Rev Total for Div: 2704	13,246	12,014	19,797	12,014	12,014
0000040 Contractual Expenditures					
6004502 BOND AND NOTE ISSUE EXPENSE	215	0	250	0	0
6004504 OTHER FINANCIAL SERVICES	1,505	1,328	684	1,247	1,247
0000040 Contractual Expenditures Totals	1,720	1,328	934	1,247	1,247
0000060 Principal on Indebtedness					
6006000 PRINCIPAL ON SERIAL BONDS	0	228,610	0	238,265	238,265
6006001 PRINCIPAL ON BANS	0	44,180	0	198,180	198,180
0000060 Principal on Indebtedness Totals	0	272,790	0	436,445	436,445
0000070 Interest on Indebtedness					
6007000 INTEREST ON SERIAL BONDS	102,265	94,261	31,085	69,987	69,987
6007001 INTEREST ON BANS	2,693	2,651	944	23,289	23,289
0000070 Interest on Indebtedness Totals	104,958	96,912	32,029	93,276	93,276
Exp Total for Div: 2704	106,678	371,030	32,963	530,968	530,968

REPORT:BP033

BROOME COUNTY GOVERNMENT
REVENUE AND APPROPRIATION SUMMARY
BY DEPARTMENT AND DIVISION

FUND: 2050 WPNH Operating
DEPT: 27000000 Willow Point
DIV: 04 Willow Point-Debt Svc

Account	2012 Actuals	2013 Budget	2013 YTD Actuals As of 08/28/13	2014 Budget Requested	2014 Budget Recommended
Total for Div: 27000000	-93,432	-359,016	-13,166	-518,954	-518,954

REPORT:BP033

BROOME COUNTY GOVERNMENT
REVENUE AND APPROPRIATION SUMMARY
BY DEPARTMENT AND DIVISION

FUND: 2050 WPNH Operating

DEPT: 27000000 Willow Point

DIV: 09 Willow Point-Intergovt Transfers

Account	2012 Actuals	2013 Budget	2013 YTD Actuals As of 08/28/13	2014 Budget Requested	2014 Budget Recommended
0000007 Misc Interfund Revenues					
5000567 IGT REVENUE	4,570,657	5,000,000	0	5,697,566	5,697,566
0000007 Misc Interfund Revenues Totals	4,570,657	5,000,000	0	5,697,566	5,697,566
Rev Total for Div: 2709	4,570,657	5,000,000	0	5,697,566	5,697,566
Total for Div: 27000000	4,570,657	5,000,000	0	5,697,566	5,697,566

REPORT:BP033

BROOME COUNTY GOVERNMENT
 REVENUE AND APPROPRIATION SUMMARY
 BY DEPARTMENT AND DIVISION

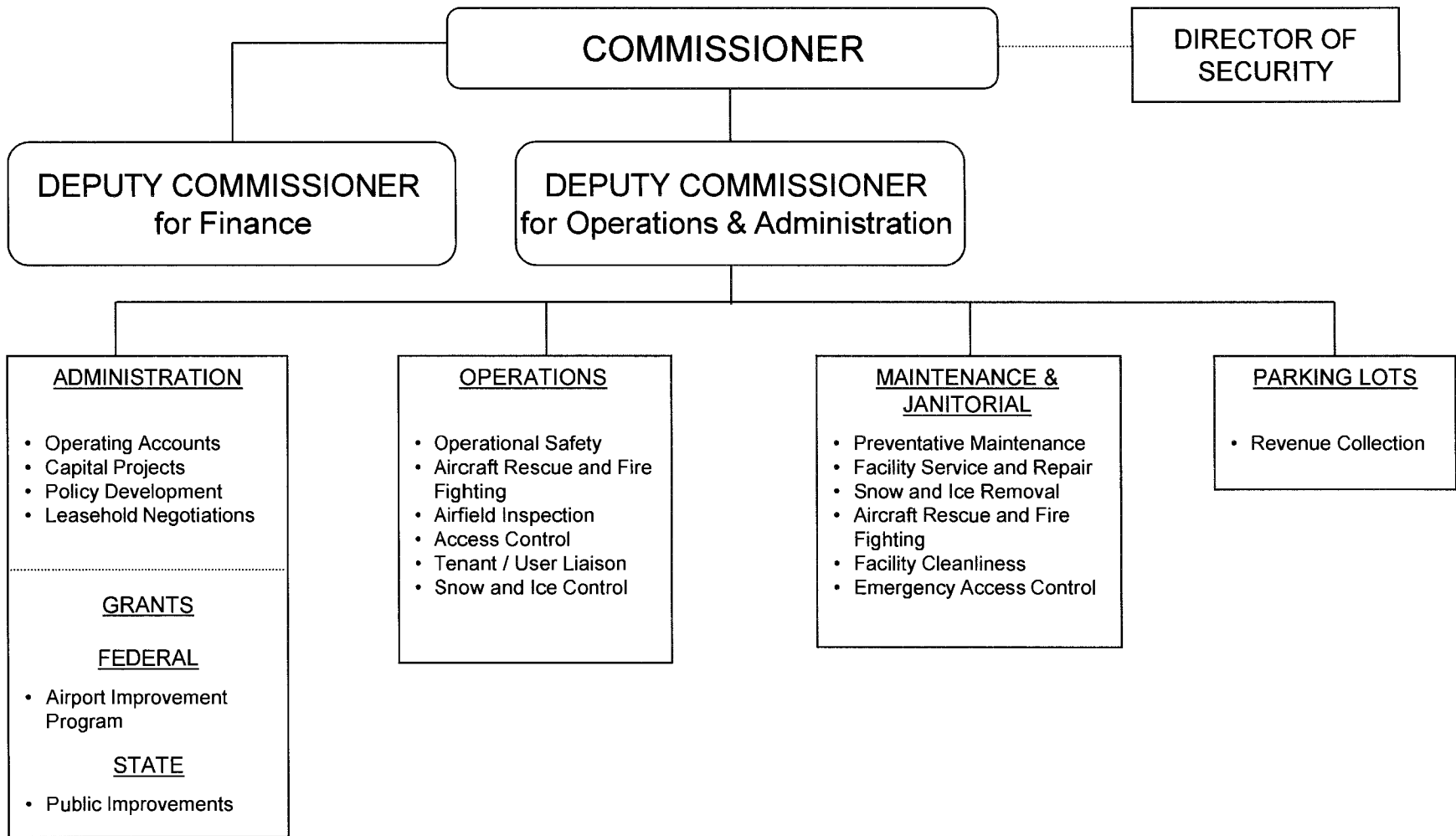
FUND: 2050 WPNH Operating
 DEPT: 27000000 Willow Point
 DIV: 09 Willow Point-Intergovt Transfers

Account	2012 Actuals	2013 Budget	2013 YTD Actuals As of 08/28/13	2014 Budget Requested	2014 Budget Recommended
Total for Dept: 27000000	180,848	23,560	-4,241,855	0	0

TRANSPORTATION

<u>DEPARTMENT/DIVISION</u>	<u>PAGE</u>
Aviation	282
Highways	
County Roads	290
Road Machinery	299
Public Transportation (Transit)	304

AVIATION



AVIATION

MISSION STATEMENT

We are committed to being your airport of choice by creating the ultimate airport customer experience.

BGM strives to be a regional economic partner dedicated to providing exceptional value to our customers and the community through convenient transportation services and modern facilities that consistently exceed expectations.

DESCRIPTION

The operation of the airport is provided for in Article X of the Broome County Charter. The airport is regulated by the Federal Aviation Administration and the Transportation Security Administration under Title 14 of the code of Federal Regulations, as well as various other state and federal authorities involving safety, environmental, and funding concerns.

The Department maintains two intersecting runways, twelve taxiways, three aircraft aprons, and all required lighting/signage. The department also maintains; a 74,000 square foot passenger terminal, three large aircraft hangars, 15 T-hangars, a 7,500 square foot aircraft/rescue/fire-fighting facility, a 24,000 square foot maintenance building, and a 70,000 gallon fuel farm. Additionally the Department is responsible for the roadway serving the facility, water /sewer services, and a total of 900 parking spaces in the public, car rental, and employee parking lots.

Three (3) airlines (Delta Connection, United Express, and US Airways Express) currently provide service at the airport and their activities are complimented by FAA Air Traffic and Facilities Office, a Transportation Security Administration Office, a Civil Air Patrol office, United States Customs and Border Patrol Office, three (3) car

rental agencies, a restaurant, ground transportation services, National Weather Service Office, and First Air - a provider of general/business aviation services.

2014 OBJECTIVES

- To meet and maintain our high standards of providing a safe, secure and efficient air transportation facility;
- Continue our program that is focused on preparing designated airport property for aeronautical and non-aeronautical business development. We shall also aggressively pursue new airport tenants to ensure long term airport budget stability and affordable operating rates for the airport users;
- To maintain and build upon the current level of commercial air service and passenger traffic through air service/airport marketing campaigns to ensure that the services provided at our facility meet the needs of the community and promote the use of the Greater Binghamton Airport;
- Focus on non-traditional sources of revenue, land development, terminal advertising, non-airline tenants

2014 BUDGET HIGHLIGHTS

- Funding of appropriations for airport marketing and air service development activities with an emphasis on new air service through SCASD grant
- Achieve personnel efficiencies through retirements and shared services with other Departments.
- Continuation of the US Customs program through the support of the Industrial Development Agency
- Re-evaluation of Debt Service Program

28010005 AVIATION

<u>Title of Position</u>	<u>Grade/Unit</u>	<u>2012 Actuals</u>	<u>As of 8/24/2013 Current Authorized</u>	<u>2014 Requested</u>	<u>2014 Recommended</u>
<u>FULL TIME</u>					
Commissioner of Aviation	H Admin	1	1	1	1
Deputy Commissioner of Aviation for Finance	F Admin	0	1	1	1
Deputy Commissioner of Aviation for Operations & Admin	E Admin	1	1	1	1
Airport Operations Supervisor	20 BAPA	1	0	0	0
Senior Accountant	18 BAPA	1	1	0	0
Senior Operations Specialist	17 CSEA	0	1	1	1
Airport Maintenance Supervisor	16 BAPA	1	1	1	1
Airport Parking Manager	9 BAPA	1	1	1	1
Airport Operations Specialist/Trainee	15/14 CSEA	5	4	4	4
Airport Equipment Mechanic	14 CSEA	1	1	1	1
Secretary(40)	13 CSEA	1	0	0	0
Airport Maintenance Mechanic	11 CSEA	5	6	6	6
Account Clerk	7 CSEA	0	1	1	1
Airport Custodial Worker	7 CSEA	<u>3</u>	<u>3</u>	<u>3</u>	<u>3</u>
Total Full-Time Positions		21	22	21	21
<u>PART TIME</u>					
Keyboard Specialist	8 CSEA	0	1	1	1
Account Clerk	7 CSEA	1	0	0	0
Airport Parking Attendant	6 CSEA	<u>2</u>	<u>2</u>	<u>2</u>	<u>2</u>
Total Part-Time Positions		3	3	3	3
TOTAL POSITIONS		24	25	24	24

BROOME COUNTY GOVERNMENT
REVENUE AND APPROPRIATION SUMMARY BY DEPARTMENT

FUND: 2010 Aviation Operating
DEPT: 28000000 Aviation

Account	2012 Actuals	2013 Budget	2013 YTD Actuals As of 08/28/13	2014 Budget Requested	2014 Budget Recommended
0000002 Departmental Income					
5000126 FARES & FEES	156,974	154,000	11,094	115,500	115,500
5000129 RENTAL CAR CONCESSION FEES	472,475	460,000	231,150	466,494	466,494
5000133 ADVERTISING FEES	32,134	34,000	14,798	50,000	50,000
5000136 SPACE RENTAL-AIRLINES	956,572	985,600	574,133	1,005,410	1,005,410
5000137 SPACE RENTAL-OTHER	201,225	208,342	90,511	182,220	182,220
5000139 MISC TERMINAL AREA INCOME	4,378	4,400	2,189	4,500	4,500
5000140 LANDING FEES - SIGNATORY	258,000	292,530	121,146	303,706	303,706
5000141 LANDING FEES - NON-SIGNATORY	20,328	26,000	2,632	16,640	16,640
5000142 FUEL FLOWAGE FEE	21,453	25,500	2,881	26,460	26,460
5000144 HANGAR RENTAL	227,556	218,815	97,895	254,624	254,624
5000145 HANGAR TAX REIMBURSEMENT	64,333	68,423	18,097	71,845	71,845
5000146 AIRCRAFT T-HANGAR RENTAL	21,503	43,200	12,300	43,200	43,200
5000149 SERVICE CTR/STORAGE/WASH RACK	24,860	30,000	14,753	30,000	30,000
5000195 FACILITY RENTALS	5,100	5,100	2,975	5,100	5,100
5000196 GROUND RENTALS	30,144	30,686	17,889	31,606	31,606
5000197 PARKING OPER CONCESSIONS	895,691	1,080,000	586,880	1,025,394	1,025,394
5000201 MISC ADMIN AND OTHER INCOME	7,799	2,000	7,355	5,000	5,000
5000333 OTHER DEPARTMENTAL CHARGEBACK	0	0	0	49,017	49,017
5000400 DEPRECIATION CHARGEBACK	5,848,082	0	0	0	0
5000426 MISCELLANEOUS	4,958	0	0	0	0
5000428 OTHER CHARGES	56,098	2,400	2,040	2,500	2,500
0000002 Departmental Income Total	9,309,663	3,670,996	1,810,718	3,689,216	3,689,216
0000003 Use of Money					
5000451 INTEREST AND EARNINGS	1,968	650	1,183	0	0
5000460 RENTAL OF REAL PROPERTY INDIVI	38,372	38,394	21,980	34,000	34,000
5000470 VENDING MACHINE	3,081	2,900	919	1,900	1,900
0000003 Use of Money Total	43,421	41,944	24,082	35,900	35,900
0000007 Misc Interfund Revenues					
5000530 REFUNDS OF PRIOR YEARS EXPENDI	172	0	0	0	0
5000531 GIFTS AND DONATIONS	17,351	0	0	0	0
5000532 PREMIUM & ACCRUED INT ON OBLIG	3,767	0	21,027	0	0
5000534 TRANSFER FROM INSURANCE RESERV	973	0	7,121	0	0
5000537 PASSENGER FACILITIES CHARGES	474,605	16,400	16,400	16,400	16,400
5000539 CONSOLIDATED FACILITIES CHARGE	142,150	26,060	42,743	111,266	111,266
5000545 CREDIT CARD REBATES	0	0	239	0	0
5000562 TRANSFER FROM GENERAL FUND	250,496	0	0	328,387	328,387

REPORT:BP032

BROOME COUNTY GOVERNMENT
REVENUE AND APPROPRIATION SUMMARY BY DEPARTMENT

FUND: 2010 Aviation Operating
DEPT: 28000000 Aviation

Account	2012 Actuals	2013 Budget	2013 YTD Actuals As of 08/28/13	2014 Budget Requested	2014 Budget Recommended
5000570 EARNINGS ON TEMPORARY INVESTME	2,919	0	0	0	0
5000580 UNUSED CAPITAL FUND	0	316,298	0	0	0
5000600 CAPITAL CONTRIBUTIONS	8,617,451	0	0	0	0
0000007 Misc Interfund Revenues Total	9,509,884	358,758	87,530	456,053	456,053
0000009 Federal Aid					
5000952 ARRA DEBT REIMBURSEMENT	30,423	30,423	8,776	30,423	30,423
0000009 Federal Aid Total	30,423	30,423	8,776	30,423	30,423
Rev Totals for Dept: 28000000	18,893,391	4,102,121	1,931,106	4,211,592	4,211,592
0000010 Personal Service					
6001000 SALARIES FULL-TIME	936,255	942,400	496,187	997,247	997,247
6001001 SALARIES PART-TIME	62,719	65,531	34,324	58,377	58,377
6001002 SALARIES TEMPORARY	69,050	35,000	29,824	35,000	35,000
6001003 SALARIES OVERTIME	101,793	115,068	69,435	115,068	115,068
6001004 SALARIES SHIFT DIFFERENTIAL	6,398	6,600	3,913	6,800	6,800
6001008 STAND-BY PAY	12,065	18,340	11,615	19,500	19,500
6001009 OTHER PERSONNEL SERVICES	0	0	4,250	1,700	1,700
0000010 Personal Service Totals	1,188,280	1,182,939	649,548	1,233,692	1,233,692
0000040 Contractual Expenditures					
6004002 MAT & SUPPLIES-PAINT	2,563	0	0	0	0
6004005 SNOW REMOVAL MATERIALS & SUPPL	4,104	106,000	68,847	105,000	105,000
6004010 BOOKS AND SUBSCRIPTIONS	5,245	5,700	5,051	5,500	5,500
6004011 DUPLICATING AND PRINTING RM SU	237	0	0	0	0
6004012 OFFICE SUPPLIES	3,226	1,500	1,194	1,500	1,500
6004021 BLDG MAINTENANCE SUPPLIES	19,525	23,588	13,542	22,000	22,000
6004022 FUEL AND HEATING SUPPLIES	168,944	225,750	129,313	186,700	186,700
6004023 BLDG AND GROUNDS SUPPLIES	62,019	23,300	21,809	27,800	27,800
6004030 FOOD AND BEVERAGES	1,247	300	460	1,000	1,000
6004040 MOTOR EQUIPMENT SUPPLIES	30,233	26,000	16,789	26,000	26,000
6004045 TRAINING AND EDUCATIONAL SUPPL	540	0	0	0	0

BROOME COUNTY GOVERNMENT
REVENUE AND APPROPRIATION SUMMARY BY DEPARTMENT

FUND: 2010 Aviation Operating
DEPT: 28000000 Aviation

Account	2012 Actuals	2013 Budget	2013 YTD Actuals As of 08/28/13	2014 Budget Requested	2014 Budget Recommended
6004046 GAS OIL GREASE AND DIESEL FUEL	43,033	72,000	46,977	68,000	68,000
6004047 TIRES AND TUBES	638	2,000	0	7,000	7,000
6004048 MISC OPERATIONAL SUPPLIES	20,946	15,400	9,155	15,100	15,100
6004052 UNIFORMS	5,802	5,900	2,069	6,050	6,050
6004054 SAFETY SUPPLIES	881	500	28	600	600
6004055 COMPUTER SOFTWARE AND SUPPLIES	120	7,000	504	1,000	1,000
6004056 COMPUTER EQUIPMENT (NON CAPITAL)	110	0	0	0	0
6004100 POSTAGE AND FREIGHT	1,484	600	315	400	400
6004101 TELEPHONE	1,218	1,200	586	1,200	1,200
6004105 DUES AND MEMBERSHIPS	2,545	2,725	4,891	5,225	5,225
6004106 GENERAL OFFICE EXPENSES	1	0	0	0	0
6004111 BUILDING AND LAND RENTAL	130,866	130,866	87,244	130,866	130,866
6004112 BLDG GROUNDS AND EQUIP REPAIR	33,914	23,500	8,627	24,000	24,000
6004113 WATER AND SEWAGE CHARGES	64,421	39,000	32,008	45,000	45,000
6004114 HEATING AND AIR COND PLANT EXP	6,292	5,175	3,450	5,175	5,175
6004115 ELECTRIC CURRENT	258,790	283,507	136,276	248,400	248,400
6004116 TAXES	91,904	97,747	25,853	102,635	102,635
6004117 BUILDING AND GROUNDS EXPENSES	24,327	32,001	16,072	25,950	25,950
6004130 MOTOR EQUIP REPAIRS AND MAINT	562	3,000	300	3,000	3,000
6004133 UNIFORM AND CLOTHING ALLOWANCE	125	0	344	0	0
6004136 OPERATIONAL EQUIPMENT REPAIRS	18,999	7,500	3,882	7,500	7,500
6004137 ADVERTISING AND PROMOTION EXPE	81,391	80,000	58,616	70,000	70,000
6004138 OTHER OPERATIONAL EXPENSES	24,063	27,044	3,026	55,044	55,044
6004146 SUBCONTRACTED PROGRAM EXPENSE	136,977	133,500	99,524	133,500	133,500
6004147 OTHER PROGRAM EXPENSE	7,051	20,200	-2,000	20,200	20,200
6004160 MILEAGE AND PARKING-LOCAL	457	350	95	350	350
6004161 TRAVEL HOTEL AND MEALS	9,531	6,000	6,084	6,000	6,000
6004162 EDUCATION AND TRAINING	11,630	8,500	8,149	8,500	8,500
6004165 ADVISORY BD/TRUSTEES EXPENSES	1,567	1,500	786	1,500	1,500
6004196 COPYING MACHINE RENTALS	810	2,220	1,762	3,000	3,000
6004200 PROPERTY LOSS	241	0	6,679	0	0
6004203 INSURANCE CLAIMS	732	0	0	0	0
6004502 BOND AND NOTE ISSUE EXPENSE	131	0	1,617	0	0
6004504 OTHER FINANCIAL SERVICES	20,939	20,362	9,647	20,156	20,156
6004580 BAD DEBT EXPENSE	60,700	0	0	0	0
0000040 Contractual Expenditures Totals	1,361,081	1,441,435	829,571	1,390,851	1,390,851
0000041 Chargeback Expenses					
6004602 INSURANCE PREMIUM CHARGEBACK	84,750	111,021	55,511	98,742	98,742
6004604 DPW SECURITY CHARGEBACKS	85,580	91,962	45,981	95,163	95,163
6004614 OTHER CHARGEBACK EXPENSES	980	795	820	985	985

REPORT:BP032

BROOME COUNTY GOVERNMENT
REVENUE AND APPROPRIATION SUMMARY BY DEPARTMENT

FUND: 2010 Aviation Operating
DEPT: 28000000 Aviation

Account	2012 Actuals	2013 Budget	2013 YTD Actuals As of 08/28/13	2014 Budget Requested	2014 Budget Recommended
6004618 OFFICE SUPPLIES CHARGEBACK	2,568	0	0	0	0
6004619 BUILDING SERVICE CHARGEBACK	7,820	35,000	8,660	10,000	10,000
0000041 Chargeback Expenses Totals	181,698	238,778	110,972	204,890	204,890
0000042 Depreciation					
6004801 DEPRECIATION - BUILDINGS	1,199,409	0	0	0	0
6004803 DEPRECIATION - IMPROV O/T BLDG	5,606,521	0	0	0	0
6004804 DEPRECIATION - MOTOR VEHICLES	172,272	0	0	0	0
6004805 DEPRECIATION - MACHINERY & EQU	16,098	0	0	0	0
0000042 Depreciation Totals	6,994,300	0	0	0	0
0000060 Principal on Indebtedness					
6006000 PRINCIPAL ON SERIAL BONDS	0	264,562	0	275,060	275,060
6006001 PRINCIPAL ON BANS	0	47,667	0	124,943	124,943
0000060 Principal on Indebtedness Totals	0	312,229	0	400,003	400,003
0000070 Interest on Indebtedness					
6007000 INTEREST ON SERIAL BONDS	96,664	175,305	52,330	160,770	160,770
6007001 INTEREST ON BANS	0	12,651	4,471	35,320	35,320
6007005 INTEREST ON CAPITAL LEASE	431	0	0	0	0
6007007 INTEREST ON ON COMPONENT UNIT	249	0	0	0	0
0000070 Interest on Indebtedness Totals	97,344	187,956	56,801	196,090	196,090
0000080 Employee Benefits					
6008001 STATE RETIREMENT	201,506	251,375	150,301	267,395	267,395
6008002 SOCIAL SECURITY	86,669	90,495	47,099	94,250	94,250
6008004 WORKERS COMPENSATION	19,498	18,663	9,332	17,306	17,306
6008006 LIFE INSURANCE	446	456	231	330	330
6008007 HEALTH INSURANCE	222,621	233,362	145,423	249,867	249,867
6008008 OPEB - HEALTH INSURANCE	126,690	0	0	0	0
6008009 RETIREE HEALTH INSURANCE	140,782	142,111	91,714	155,514	155,514
6008010 DISABILITY INSURANCE	2,280	2,322	1,462	1,404	1,404
6008011 UNEMPLOYMENT INSURANCE	9,242	0	6,546	0	0
0000080 Employee Benefits Totals	809,734	738,784	452,108	786,066	786,066

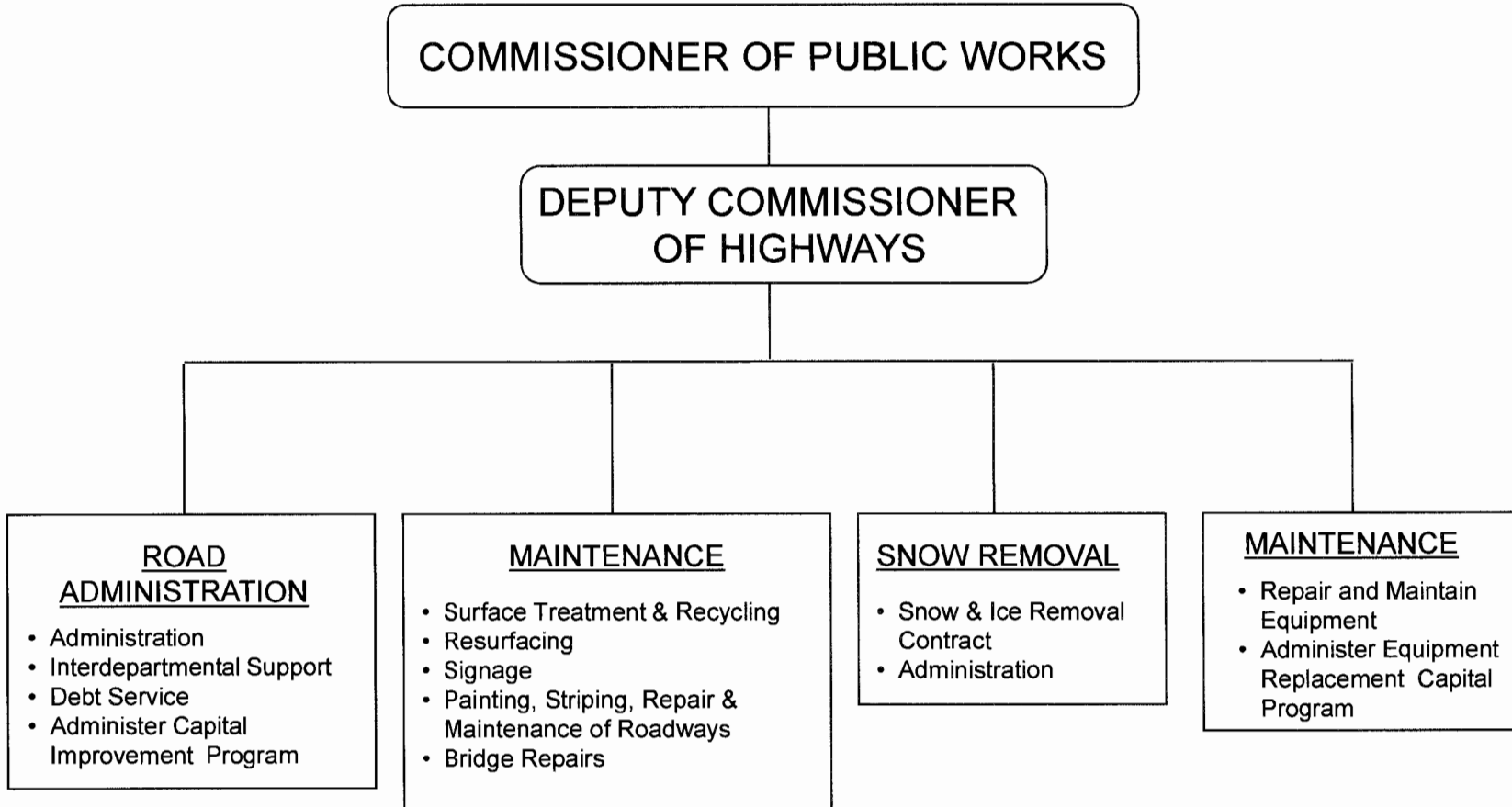
REPORT:BP032

BROOME COUNTY GOVERNMENT
REVENUE AND APPROPRIATION SUMMARY BY DEPARTMENT

FUND: 2010 Aviation Operating
DEPT: 28000000 Aviation

Account	2012 Actuals	2013 Budget	2013 YTD Actuals As of 08/28/13	2014 Budget Requested	2014 Budget Recommended
Exp Totals for Dept: 28000000	10,632,437	4,102,121	2,099,000	4,211,592	4,211,592
Total for Dept: 28000000	8,260,954	0	-167,894	0	0

HIGHWAYS



PUBLIC WORKS

Highways/County Roads

MISSION STATEMENT

To provide a highway road system to move people and goods throughout the County, in a cost effective, efficient and professional manner, to enhance community growth, economic well-being and quality of life.

DESCRIPTION

Responsible for the maintenance and up-keep of 343.24 centerline miles of roads. The Highway Division is also responsible for maintaining 105 bridges with spans of twenty (20) feet or more, 130 culverts with diameters ranging from five (5) to twenty (20) feet and 3,500 culverts with diameters of five (5) feet or less. This involves the inspection and evaluation of County roads and bridges, and planning, reconstruction, repair, and maintenance projects.

The Highway Division is responsible for the administration, operation and maintenance of highway bridge and capital projects; this includes road widening and straightening, resurfacing and patching of existing County roads to ensure that maintenance is at required standards and safety levels. Emphasis is also placed on snow and ice control. In case of natural disasters, the division also assists other local municipalities with specialized equipment and expertise.

Revenues attributed to the operation of County Highway Division County Road fund are derived primarily from the sale of supplies such as road signs, sand/salt mix to other local governments, and highway work permit fees for work completed by utility companies and others in highway right-of-way. State Aid revenues fund the highway operating and capital aid under the State Consolidated Local Highway

Assistance Program (CHIPS). An interfund transfer from the general fund is received to balance the Highway Division County Road Fund.

2014 OBJECTIVES

- Continue to develop and implement an annual highway maintenance program that will ensure preservation of the existing system at an acceptable level of service and standard of construction and extend the useful life of the existing system.
- In-house design/construction/reconstruction of County highways, as required, utilizing County forces, to conform to acceptable standards of service and construction in accordance with American Association of State Highway and Transportation Officials (AASHTO) Geometric Design and NYSDOT Standard Specifications.
- Rehabilitation of guiderail system to NYSDOT Standards, 40,000 feet of various Broome County roads.
- Preserve the load capacity of County bridges and improve/replace unsafe or inadequate structures in accordance with American Association of State Highway and Transportation Officials (AASHTO) Geometric Design and NYSDOT Geometric Design Policy for Bridges.
- Rehabilitate and stabilize approximately two hundred (200) miles of highway shoulders annually.
- Resurface and/or provide surface treatment, truing, leveling and resurfacing to County highways as required, per industry standard and Broome County ten year policy. Approximately thirty five miles.
- Provide effective 24 hour a day snow and ice control for County roads during the winter season and maintain contracts with various towns for snowplowing and ice control per NYS 24 hour bare road policy.
- Develop a bridge cleaning and maintenance program for County bridges.
- Ensure that legible pavement markings are provided along County highways per the Manual of Uniform Traffic Control Devices.

- Ensure clear sight lines by cutting grass, trees and brush along approximately 700 miles of County right-of-way in accordance with Section 102 of NYS Highway Law.
- Review requests and issue permits for work within right-of-ways by utilities and contractors. This amounts to approximately 80 permits annually.

29010205 PUBLIC WORKS/Highways/County Roads

<u>Title of Position</u>	<u>Grade/Unit</u>	As of			
		2012 <u>Actuals</u>	8/24/2013 <u>Current Authorized</u>	2014 <u>Requested</u>	2014 <u>Recommended</u>
FULL TIME					
Deputy Commissioner of Public Works/Highway Management Associate*	F Admin	1	1	1	1
Assistant General Highway Supervisor	AFSCME	1	1	1	1
Highway Crew Supervisor	AFSCME	2	2	2	2
Paint Crew Supervisor - DPW	AFSCME	5	5	5	5
Painter - DPW	AFSCME	1	1	1	1
Public Works Office Assistant	AFSCME	2	2	2	2
Carpenter	AFSCME	2	2	2	2
Assistant Carpenter	AFSCME	1	1	1	1
Laborer **	AFSCME	1	1	1	1
Motor Equipment Operator III	AFSCME	5	5	3	3
Motor Equipment Operator II	AFSCME	10	10	10	10
Motor Equipment Operator I	AFSCME	18	18	18	18
		<u>12</u>	<u>12</u>	<u>12</u>	<u>12</u>
Total Full-Time Positions		61	61	59	59
PART TIME					
Total Part-Time Positions		0	0	0	0
TOTAL POSITIONS		61	61	59	59

* One position unfunded since 2012

** Abolish two positions unfunded since 2011; keep unfunded one position unfunded since 2012

REPORT:BP033

BROOME COUNTY GOVERNMENT
 REVENUE AND APPROPRIATION SUMMARY
 BY DEPARTMENT AND DIVISION

FUND: 3120 County Road Operating
 DEPT: 29000000 Highway
 DIV: 01 Highway-County Roads

Account	2012 Actuals	2013 Budget	2013 YTD Actuals As of 08/28/13	2014 Budget Requested	2014 Budget Recommended
29000000 Highway					
0000002 Departmental Income					
5000189 OTHER LOCAL GOVERNMENTS	1,357	0	6,994	0	0
5000214 ROADWAY USE FEES	22,803	40,000	3,738	10,000	10,000
5000333 OTHER DEPARTMENTAL CHARGEBACK	11,483	18,000	8,366	20,000	20,000
5000426 MISCELLANEOUS	11,497	0	0	0	0
5000429 SALE OF SUPPLIES TO OTHER GOVT	0	8,000	861	8,000	8,000
0000002 Departmental Income Totals	47,140	66,000	19,959	38,000	38,000
0000003 Use of Money					
5000451 INTEREST AND EARNINGS	15,754	2,900	12,853	10,000	10,000
5000462 RENTAL OF EQUIPMENT OTHER GOVT	51,898	10,000	0	10,000	10,000
0000003 Use of Money Totals	67,652	12,900	12,853	20,000	20,000
0000006 Sale of Prop and Comp for Loss					
5000516 MINOR SALES - PUBLIC WORKS	0	15,000	0	0	0
0000006 Sale of Prop and Comp for Loss Totals	0	15,000	0	0	0
0000007 Misc Interfund Revenues					
5000530 REFUNDS OF PRIOR YEARS EXPENDI	4,802	0	3,334	0	0
5000532 PREMIUM & ACCRUED INT ON OBLIG	28,277	0	119,233	0	0
5000533 UNCLASSIFIED REVENUES	1,500	0	0	0	0
5000534 TRANSFER FROM INSURANCE RESERV	6,721	3,579	12,295	0	0
5000562 TRANSFER FROM GENERAL FUND	3,886,003	7,269,909	7,269,909	6,043,789	6,043,789
5000563 TRANSFER FROM CAPITAL FUND	0	0	0	25,000	25,000
5000570 EARNINGS ON TEMPORARY INVESTME	0	25,000	0	0	0
5000580 UNUSED CAPITAL FUND	10,643,392	0	69,707	0	0
5000592 PROCEEDS OF REFUNDING DEBT	0	0	407,385	0	0
0000007 Misc Interfund Revenues Totals	14,570,695	7,298,488	7,881,863	6,068,789	6,068,789
0000008 State Aid					
5000846 CONSOLIDATED HIGHWAY AID	2,145,177	2,145,546	167,525	2,511,717	2,511,717
0000008 State Aid Totals	2,145,177	2,145,546	167,525	2,511,717	2,511,717

BROOME COUNTY GOVERNMENT
 REVENUE AND APPROPRIATION SUMMARY
 BY DEPARTMENT AND DIVISION

FUND: 3120 County Road Operating
 DEPT: 29000000 Highway
 DIV: 01 Highway-County Roads

Account	2012 Actuals	2013 Budget	2013 YTD Actuals As of 08/28/13	2014 Budget Requested	2014 Budget Recommended
0000009 Federal Aid					
5000922 OTHER FEDERAL AID	2,020	0	0	0	0
5000952 ARRA DEBT REIMBURSEMENT	137,321	137,320	68,660	137,320	137,320
5000990 FEMA REVENUE	2,600	0	12,558	0	0
0000009 Federal Aid Totals	141,941	137,320	81,218	137,320	137,320
Rev Total for Div: 2901	16,972,605	9,675,254	8,163,418	8,775,826	8,775,826
0000010 Personal Service					
6001000 SALARIES FULL-TIME	2,508,430	2,755,253	1,647,354	2,760,860	2,760,860
6001002 SALARIES TEMPORARY	11,190	0	9,164	0	0
6001003 SALARIES OVERTIME	150,587	150,000	80,120	150,000	150,000
6001004 SALARIES SHIFT DIFFERENTIAL	9,416	10,000	6,138	10,000	10,000
6001006 OUT OF TITLE PAY	15,964	13,000	10,715	13,000	13,000
6001009 OTHER PERSONNEL SERVICES	12,638	12,825	12,769	12,825	12,825
0000010 Personal Service Totals	2,708,225	2,941,078	1,766,260	2,946,685	2,946,685
0000040 Contractual Expenditures					
6004000 MAT & SUPPLIES-SURFACE TREAT	372,730	350,000	234,514	400,000	400,000
6004001 MAT & SUPPLIES-SIGNS & POSTS	14,987	15,000	7,486	15,000	15,000
6004002 MAT & SUPPLIES-PAINT	65,151	70,000	69,185	70,000	70,000
6004003 MAT & SUPPLIES-GUIDE RAILS	27,728	30,000	0	30,000	30,000
6004004 MATERIAL & SUPPLIES-OTHER	147,945	80,000	49,670	80,000	80,000
6004005 SNOW REMOVAL MATERIALS & SUPPL	281,336	351,896	363,779	450,000	450,000
6004012 OFFICE SUPPLIES	1,317	1,350	718	1,350	1,350
6004022 FUEL AND HEATING SUPPLIES	31,443	40,000	10,924	40,000	40,000
6004046 GAS OIL GREASE AND DIESEL FUEL	34,325	0	0	0	0
6004052 UNIFORMS	0	2,500	1,647	2,500	2,500
6004054 SAFETY SUPPLIES	7,102	7,000	1,170	7,000	7,000
6004055 COMPUTER SOFTWARE AND SUPPLIES	0	500	0	500	500
6004105 DUES AND MEMBERSHIPS	250	0	0	0	0
6004110 DPW BUILDING SERVICE EXPENSES	14,058	0	0	0	0
6004113 WATER AND SEWAGE CHARGES	2,309	2,000	2,722	2,000	2,000
6004115 ELECTRIC CURRENT	47,315	40,000	27,414	40,000	40,000
6004116 TAXES	198	400	46	400	400

REPORT:BP033

BROOME COUNTY GOVERNMENT
 REVENUE AND APPROPRIATION SUMMARY
 BY DEPARTMENT AND DIVISION

FUND: 3120 County Road Operating
 DEPT: 29000000 Highway
 DIV: 01 Highway-County Roads

Account	2012 Actuals	2013 Budget	2013 YTD Actuals As of 08/28/13	2014 Budget Requested	2014 Budget Recommended
6004117 BUILDING AND GROUNDS EXPENSES	3,263	4,500	12,347	4,500	4,500
6004136 OPERATIONAL EQUIPMENT REPAIRS	0	0	338	0	0
6004137 ADVERTISING AND PROMOTION EXPE	181	0	0	0	0
6004138 OTHER OPERATIONAL EXPENSES	10,469	18,320	4,183	18,320	18,320
6004161 TRAVEL HOTEL AND MEALS	0	0	398	0	0
6004162 EDUCATION AND TRAINING	0	0	175	0	0
6004191 OUTSIDE RENTALS-MACHINERY	26,010	63,455	40,574	63,455	63,455
6004196 COPYING MACHINE RENTALS	1,049	2,000	1,308	2,000	2,000
6004203 INSURANCE CLAIMS	5,105	1,027	1,598	0	0
6004413 OTHER HEALTH AND MEDICAL SERVI	0	1,661	800	1,661	1,661
6004502 BOND AND NOTE ISSUE EXPENSE	0	0	4,069	0	0
6004504 OTHER FINANCIAL SERVICES	16,065	15,173	9,631	14,243	14,243
0000040 Contractual Expenditures Totals	1,110,336	1,096,782	844,696	1,242,929	1,242,929
0000041 Chargeback Expenses					
6004602 INSURANCE PREMIUM CHARGEBACK	24,988	38,435	19,218	52,022	52,022
0000041 Chargeback Expenses Totals	24,988	38,435	19,218	52,022	52,022
0000060 Principal on Indebtedness					
6006000 PRINCIPAL ON SERIAL BONDS	1,818,185	1,926,548	3,634,648	2,006,608	2,006,608
6006001 PRINCIPAL ON BANS	205,833	439,560	439,559	734,525	734,525
6006008 PRINCIPAL ON CAPITAL LEASE	1,294	0	0	0	0
0000060 Principal on Indebtedness Totals	2,025,312	2,366,108	4,074,207	2,741,133	2,741,133
0000070 Interest on Indebtedness					
6007000 INTEREST ON SERIAL BONDS	1,016,293	945,963	560,909	797,089	797,089
6007001 INTEREST ON BANS	42,325	104,135	104,134	150,524	150,524
6007005 INTEREST ON CAPITAL LEASE	218	0	0	0	0
0000070 Interest on Indebtedness Totals	1,058,836	1,050,098	665,043	947,613	947,613
0000080 Employee Benefits					
6008001 STATE RETIREMENT	470,889	605,515	363,310	656,483	656,483
6008002 SOCIAL SECURITY	196,382	217,918	126,712	224,886	224,886
6008004 WORKERS COMPENSATION	97,340	94,130	47,066	100,453	100,453
6008006 LIFE INSURANCE	1,067	1,094	568	855	855

BROOME COUNTY GOVERNMENT
 REVENUE AND APPROPRIATION SUMMARY
 BY DEPARTMENT AND DIVISION

FUND: 3120 County Road Operating
 DEPT: 29000000 Highway
 DIV: 01 Highway-County Roads

Account	2012 Actuals	2013 Budget	2013 YTD Actuals As of 08/28/13	2014 Budget Requested	2014 Budget Recommended
6008007 HEALTH INSURANCE	597,964	607,928	391,081	659,542	659,542
6008009 RETIREE HEALTH INSURANCE	612,916	653,616	432,997	703,225	703,225
6008011 UNEMPLOYMENT INSURANCE	516	0	0	0	0
6008013 HEALTH INS - RETIRE INCENTIVE	5,419	0	0	0	0
0000080 Employee Benefits Totals	1,982,493	2,180,201	1,361,734	2,345,444	2,345,444
0000090 Transfers					
6009000 TRANSFER TO GENERAL FUND	2,200	0	0	0	0
0000090 Transfers Totals	2,200	0	0	0	0
Exp Total for Div: 2901	8,912,390	9,672,702	8,731,158	10,275,826	10,275,826
Total for Div: 29000000	8,060,215	2,552	-567,740	-1,500,000	-1,500,000

REPORT:BP033

BROOME COUNTY GOVERNMENT
REVENUE AND APPROPRIATION SUMMARY
BY DEPARTMENT AND DIVISION

FUND: 3120 County Road Operating
DEPT: 29000000 Highway
DIV: 01 Highway-County Roads

Account	2012 Actuals	2013 Budget	2013 YTD Actuals As of 08/28/13	2014 Budget Requested	2014 Budget Recommended
Total for Dept: 29000000	8,060,215	2,552	-567,740	-1,500,000	-1,500,000

30020105 PUBLIC WORKS/Highways/Road Machinery

<u>Title of Position</u>	<u>Grade/Unit</u>	2012	As of 8/24/2013 Current	2014	2014
		<u>Actuals</u>	<u>Authorized</u>	<u>Requested</u>	<u>Recommended</u>
<u>FULL TIME</u>					
Equipment Service Supervisor	AFSCME	1	1	1	1
Equipment Mechanic - III	AFSCME	6	6	6	6
Equipment Mechanic - II	AFSCME	2	2	2	2
Equipment Mechanic - I *	AFSCME	2	2	2	2
Stores Clerk	AFSCME	<u>2</u>	<u>2</u>	<u>2</u>	<u>2</u>
Total Full-Time Positions		13	13	13	13
<u>PART TIME</u>					
Total Part-Time Positions		0	0	0	0
TOTAL POSITIONS		13	13	13	13

* One position unfunded since 2011

REPORT:BP033

BROOME COUNTY GOVERNMENT
 REVENUE AND APPROPRIATION SUMMARY
 BY DEPARTMENT AND DIVISION

FUND: 3160 Road Machinery Operating
 DEPT: 30000000 Road Machinery
 DIV: 02 Highway-Road Machinery

Account	2012 Actuals	2013 Budget	2013 YTD Actuals As of 08/28/13	2014 Budget Requested	2014 Budget Recommended
30000000 Road Machinery					
0000002 Departmental Income					
5000189 OTHER LOCAL GOVERNMENTS	150	4,000	2,099	4,000	4,000
5000426 MISCELLANEOUS	2,254	0	0	0	0
0000002 Departmental Income Totals	2,404	4,000	2,099	4,000	4,000
0000003 Use of Money					
5000451 INTEREST AND EARNINGS	2,782	1,700	2,263	2,750	2,750
0000003 Use of Money Totals	2,782	1,700	2,263	2,750	2,750
0000006 Sale of Prop and Comp for Loss					
5000518 SALE OF EQUIPMENT	39,279	10,000	0	10,000	10,000
0000006 Sale of Prop and Comp for Loss Totals	39,279	10,000	0	10,000	10,000
0000007 Misc Interfund Revenues					
5000532 PREMIUM & ACCRUED INT ON OBLIG	5,387	0	53,901	0	0
5000533 UNCLASSIFIED REVENUES	829	0	0	0	0
5000545 CREDIT CARD REBATES	283	0	0	0	0
5000562 TRANSFER FROM GENERAL FUND	2,232,598	2,326,969	2,326,969	2,229,201	2,229,201
5000580 UNUSED CAPITAL FUND	3,525	0	0	0	0
5000592 PROCEEDS OF REFUNDING DEBT	0	0	480,852	0	0
0000007 Misc Interfund Revenues Totals	2,242,622	2,326,969	2,861,722	2,229,201	2,229,201
0000009 Federal Aid					
5000952 ARRA DEBT REIMBURSEMENT	20,352	20,351	10,176	20,351	20,351
0000009 Federal Aid Totals	20,352	20,351	10,176	20,351	20,351
Rev Total for Div: 3002	2,307,439	2,363,020	2,876,260	2,266,302	2,266,302

0000010 Personal Service

BROOME COUNTY GOVERNMENT
 REVENUE AND APPROPRIATION SUMMARY
 BY DEPARTMENT AND DIVISION

FUND: 3160 Road Machinery Operating
 DEPT: 30000000 Road Machinery
 DIV: 02 Highway-Road Machinery

Account	2012 Actuals	2013 Budget	2013 YTD Actuals As of 08/28/13	2014 Budget Requested	2014 Budget Recommended
6001000 SALARIES FULL-TIME	588,314	601,432	374,689	615,669	615,669
6001003 SALARIES OVERTIME	32,030	20,000	14,360	20,000	20,000
6001004 SALARIES SHIFT DIFFERENTIAL	2,832	2,400	1,608	2,400	2,400
6001006 OUT OF TITLE PAY	2,158	1,500	1,363	1,500	1,500
6001009 OTHER PERSONNEL SERVICES	2,700	2,700	2,700	2,700	2,700
0000010 Personal Service Totals	628,034	628,032	394,720	642,269	642,269
0000040 Contractual Expenditures					
6004006 GARAGE & SHOP OPERATIONAL SUPP	17,829	17,600	11,169	17,600	17,600
6004012 OFFICE SUPPLIES	2,578	1,144	193	1,144	1,144
6004021 BLDG MAINTENANCE SUPPLIES	4,213	6,040	1,902	6,040	6,040
6004022 FUEL AND HEATING SUPPLIES	0	0	12,469	0	0
6004023 BLDG AND GROUNDS SUPPLIES	299	0	3,386	0	0
6004040 MOTOR EQUIPMENT SUPPLIES	208,955	250,000	150,411	250,000	250,000
6004046 GAS OIL GREASE AND DIESEL FUEL	412,718	400,000	330,116	450,000	450,000
6004047 TIRES AND TUBES	33,964	22,880	3,215	22,880	22,880
6004048 MISC OPERATIONAL SUPPLIES	878	0	0	0	0
6004054 SAFETY SUPPLIES	1,748	2,376	831	2,376	2,376
6004055 COMPUTER SOFTWARE AND SUPPLIES	428	1,000	0	1,000	1,000
6004100 POSTAGE AND FREIGHT	31	88	0	88	88
6004106 GENERAL OFFICE EXPENSES	800	0	0	0	0
6004114 HEATING AND AIR COND PLANT EXP	-2,875	0	0	0	0
6004117 BUILDING AND GROUNDS EXPENSES	1,878	10,000	2,078	10,000	10,000
6004130 MOTOR EQUIP REPAIRS AND MAINT	9,893	25,000	6,148	25,000	25,000
6004133 UNIFORM AND CLOTHING ALLOWANCE	3,260	2,432	2,700	2,432	2,432
6004138 OTHER OPERATIONAL EXPENSES	7,755	8,800	4,912	8,800	8,800
6004196 COPYING MACHINE RENTALS	1,117	1,200	711	1,200	1,200
6004502 BOND AND NOTE ISSUE EXPENSE	0	0	4,803	0	0
6004504 OTHER FINANCIAL SERVICES	2,381	2,249	3,302	2,111	2,111
0000040 Contractual Expenditures Totals	707,850	750,809	538,346	800,671	800,671
0000060 Principal on Indebtedness					
6006000 PRINCIPAL ON SERIAL BONDS	312,719	331,023	331,023	344,903	344,903
6006001 PRINCIPAL ON BANS	33,333	90,713	90,713	172,713	172,713
0000060 Principal on Indebtedness Totals	346,052	421,736	421,736	517,616	517,616
0000070 Interest on Indebtedness					

REPORT:BP033

BROOME COUNTY GOVERNMENT
REVENUE AND APPROPRIATION SUMMARY
BY DEPARTMENT AND DIVISION

FUND: 3160 Road Machinery Operating
DEPT: 30000000 Road Machinery
DIV: 02 Highway-Road Machinery

Account	2012 Actuals	2013 Budget	2013 YTD Actuals As of 08/28/13	2014 Budget Requested	2014 Budget Recommended
6007000 INTEREST ON SERIAL BONDS	161,017	148,822	110,934	132,441	132,441
6007001 INTEREST ON BANS	6,270	19,839	19,838	30,778	30,778
0000070 Interest on Indebtedness Totals	167,287	168,661	130,772	163,219	163,219
0000080 Employee Benefits					
6008001 STATE RETIREMENT	110,641	133,403	82,965	148,126	148,126
6008002 SOCIAL SECURITY	46,338	48,025	28,907	49,483	49,483
6008004 WORKERS COMPENSATION	29,076	28,117	14,059	30,006	30,006
6008006 LIFE INSURANCE	228	230	120	180	180
6008007 HEALTH INSURANCE	101,308	104,527	66,699	111,546	111,546
6008009 RETIREE HEALTH INSURANCE	74,616	79,480	50,463	103,186	103,186
0000080 Employee Benefits Totals	362,207	393,782	243,213	442,527	442,527
Exp Total for Div: 3002	2,211,430	2,363,020	1,728,787	2,566,302	2,566,302
Total for Div: 30000000	96,009	0	1,147,473	-300,000	-300,000

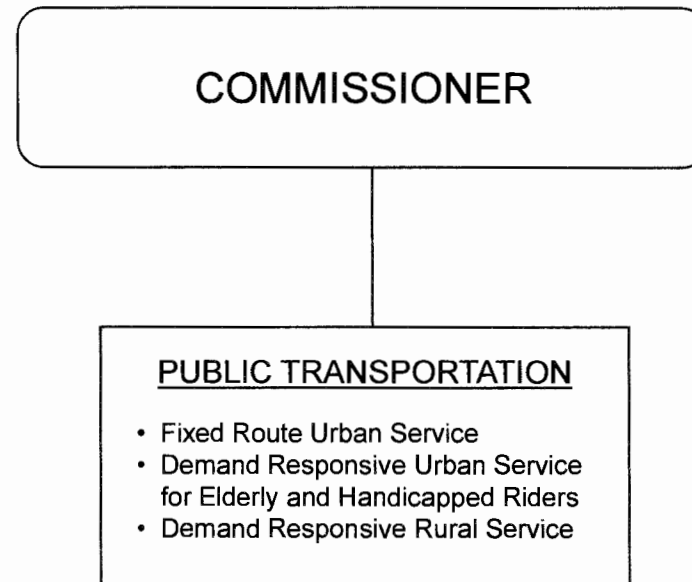
REPORT:BP033

BROOME COUNTY GOVERNMENT
REVENUE AND APPROPRIATION SUMMARY
BY DEPARTMENT AND DIVISION

FUND: 3160 Road Machinery Operating
DEPT: 30000000 Road Machinery
DIV: 02 Highway-Road Machinery

Account	2012 Actuals	2013 Budget	2013 YTD Actuals As of 08/28/13	2014 Budget Requested	2014 Budget Recommended
Total for Dept: 30000000	96,009	0	1,147,473	-300,000	-300,000

PUBLIC TRANSPORTATION



PUBLIC TRANSPORTATION

MISSION STATEMENT

To provide safe, clean, reliable, and affordable public transportation to the community in the most effective and cost efficient manner.

DESCRIPTION

In 1968, Broome County assumed the ownership and operation of transit service from the Triple Cities Traction Corporation and authorized the Department of Public Transportation (BC Transit) by County Charter, Article X of the Broome County Charter.

The Department of Public Transportation operates our community's fixed route and specialized public transportation services. By operating the Department of Public Transportation as an Enterprise Fund, the department generates most of the annual funding requirements through ridership revenues and state/federal funding sources. Accordingly, the department only relies on a minimum of financial support from Broome County as required by federal guidelines.

Transit's main facilities are located on Old Mill Road in the Town of Vestal. The Department operates a network of 19 fixed routes built around a central transfer point, The Greater Binghamton Transportation Center, in downtown Binghamton. The fixed route service operates seven days a week with extended hours into the evening and requires 38 buses at peak hours. BC Transit maintains a fleet of 43 wheelchair accessible transit coach buses for this service, providing over 2.3 million rides annually.

Under contract with Serafini Transportation Corp., the department also provides BC Lift and OFA mini bus transportation to disabled and elderly customers in the community's urbanized area. These services utilize 10 fourteen seat vehicles and provide over 78,000 rides per year. The Department of Public Transportation also provides a non-

scheduled rural transportation service, BC Country, which utilizes 7 fourteen seat vehicles and provides for over 20,000 rides per year.

2014 OBJECTIVES

- To provide services that meet the needs of our riders while faced with increasing costs and static funding.
- To maintain the highest standards for safe and efficient operation
- To implement and sustain improved bus maintenance performance

2014 BUDGET HIGHLIGHTS

- Increase fixed route service between downtown Binghamton and Binghamton University to accommodate the increasing student population in downtown.

31010105 PUBLIC TRANSPORTATION (Transit)

<u>Title of Position</u>	<u>Grade/Unit</u>	<u>2012 Actuals</u>	<u>As of</u> <u>8/24/2013</u> <u>Current</u> <u>Authorized</u>	<u>2014</u> <u>Requested</u>	<u>2014</u> <u>Recommended</u>
			<u>FULL TIME</u>		
Commissioner of Transportation	G Admin	1	1	1	1
Director of Transit Operations	23 Admin	1	1	1	1
Director of Transit Maintenance	23 Admin	1	1	1	1
Director of Transit Administration	23 Admin	1	1	0	0
Public Transportation Analyst*	22 Admin	1	1	0	0
Transit Supervisor	18 BAPA	3	3	3	3
Transit Mechanic Supervisor	17 CSEA	2	2	2	2
Principal Account Clerk	13 CSEA	1	1	1	1
Senior Dispatcher	12 CSEA	1	1	1	1
Dispatcher	10 CSEA	3	3	3	3
Senior Account Clerk	9 CSEA	1	1	1	1
Transit Route Clerk	9 CSEA	1	1	1	1
Keyboard Specialist	8 CSEA	1	1	1	1
Account Clerk Typist	7 CSEA	1	1	1	1
Stores Clerk**	ATU	1	1	1	1
Coach Operator	ATU	37	38	38	38
Senior Transit Mechanic	ATU	10	10	10	10
Transit Mechanic	ATU	1	1	1	1
Transit Mechanic Helper	ATU	<u>3</u>	<u>3</u>	<u>3</u>	<u>3</u>
Total Full-Time Positions		71	72	70	70
<u>PART TIME</u>					
Custodial Worker	6 CSEA	1	1	1	1
Coach Operator	ATU	15	14	14	14
Passenger Van Operator	ATU	<u>10</u>	<u>10</u>	<u>10</u>	<u>10</u>
Total Part-Time Positions		26	25	25	25
TOTAL POSITIONS		97	97	95	95

* One position unfunded since 2008 abolished in 2014

** One position unfunded since 2012

BROOME COUNTY GOVERNMENT
REVENUE AND APPROPRIATION SUMMARY BY DEPARTMENT

FUND: 2040 Transit Operating
DEPT: 31000000 Public Transportation

Account	2012 Actuals	2013 Budget	2013 YTD Actuals As of 08/28/13	2014 Budget Requested	2014 Budget Recommended
0000002 Departmental Income					
5000126 FARES & FEES	1,397,978	1,639,545	897,183	1,630,530	1,630,530
5000128 ADVERTISING REVENUES	132,394	150,000	39,929	150,000	150,000
5000137 SPACE RENTAL-OTHER	113,567	161,035	74,754	135,400	135,400
5000190 B C LIFT AND FARES	126,140	125,500	67,113	140,000	140,000
5000191 B C COUNTRY FARES	46,239	62,800	25,064	45,000	45,000
5000246 SUNY BROOME FARES	0	0	0	50,000	50,000
5000333 OTHER DEPARTMENTAL CHARGEBACK	23,703	31,780	12,207	28,875	28,875
5000400 DEPRECIATION CHARGEBACK	1,625,667	0	0	0	0
5000420 SUNY - OCC. CONTRACT	393,900	500,000	213,900	500,000	500,000
5000421 BINGHAMTON SD CONTRACT	260,161	242,000	143,526	278,000	278,000
5000426 MISCELLANEOUS	0	0	2	0	0
5000428 OTHER CHARGES	449,183	1,150,000	322,553	750,000	750,000
5000440 CHARGEBACK OF SERVICES PROVIDE	179,695	185,000	87,540	185,000	185,000
0000002 Departmental Income Total	4,748,627	4,247,660	1,883,771	3,892,805	3,892,805
0000003 Use of Money					
5000451 INTEREST AND EARNINGS	736	300	500	750	750
5000463 PARKING LOT	0	54,180	1,485	2,400	2,400
5000470 VENDING MACHINE	13,973	10,000	5,992	6,200	6,200
0000003 Use of Money Total	14,709	64,480	7,977	9,350	9,350
0000006 Sale of Prop and Comp for Loss					
5000510 SALE OF SCRAP & EXCESS MATERIA	31,742	5,000	7,383	10,000	10,000
5000517 SALES OF REAL PROPERTY	40,000	0	0	0	0
5000518 SALE OF EQUIPMENT	626	0	0	0	0
0000006 Sale of Prop and Comp for Loss Total	72,368	5,000	7,383	10,000	10,000
0000007 Misc Interfund Revenues					
5000530 REFUNDS OF PRIOR YEARS EXPENDI	21,111	0	875	0	0
5000532 PREMIUM & ACCRUED INT ON OBLIG	2,610	0	4,665	0	0
5000534 TRANSFER FROM INSURANCE RESERV	76,988	51,501	64,038	0	0
5000545 CREDIT CARD REBATES	190	0	0	0	0
5000562 TRANSFER FROM GENERAL FUND	1,530,099	1,359,999	1,359,999	1,502,679	1,502,679
5000563 TRANSFER FROM CAPITAL FUND	0	0	-168,567	0	0
5000570 EARNINGS ON TEMPORARY INVESTME	4,480	0	0	0	0
5000600 CAPITAL CONTRIBUTIONS	175,823	0	0	0	0

REPORT:BP032

BROOME COUNTY GOVERNMENT
REVENUE AND APPROPRIATION SUMMARY BY DEPARTMENT

FUND: 2040 Transit Operating
DEPT: 31000000 Public Transportation

Account	2012 Actuals	2013 Budget	2013 YTD Actuals As of 08/28/13	2014 Budget Requested	2014 Budget Recommended
0000007 Misc Interfund Revenues Total	1,811,301	1,411,500	1,261,010	1,502,679	1,502,679
0000008 State Aid					
5000804 MASS TRANSIT	443,402	324,290	135,555	397,060	397,060
5000805 MASS TRANSIT SUPPLEMENTAL	3,609,642	2,997,810	970,867	3,212,580	3,212,580
5000808 OTHER STATE AID	1,136	0	107	0	0
0000008 State Aid Total	4,054,180	3,322,100	1,106,529	3,609,640	3,609,640
0000009 Federal Aid					
5000902 MASS TRANSIT	2,978,259	3,146,809	0	3,444,165	3,444,165
5000903 SECTION 18	0	78,000	0	82,300	82,300
5000952 ARRA DEBT REIMBURSEMENT	22,363	22,362	6,451	22,362	22,362
0000009 Federal Aid Total	3,000,622	3,247,171	6,451	3,548,827	3,548,827
Rev Totals for Dept: 31000000	13,701,807	12,297,911	4,273,121	12,573,301	12,573,301
0000010 Personal Service					
6001000 SALARIES FULL-TIME	3,396,868	3,501,684	1,661,445	3,440,628	3,440,628
6001001 SALARIES PART-TIME	829,837	552,360	535,694	624,119	624,119
6001002 SALARIES TEMPORARY	127,233	21,136	72,865	27,075	27,075
6001003 SALARIES OVERTIME	68,841	42,840	78,828	73,044	73,044
6001004 SALARIES SHIFT DIFFERENTIAL	11,339	12,220	6,708	12,220	12,220
0000010 Personal Service Totals	4,434,118	4,130,240	2,355,540	4,177,086	4,177,086
0000020 Equipment and Capital Outlay					
6002600 MAINTENANCE EQUIPMENT	0	0	12,227	0	0
6002709 OTHER OPERATIONAL EQUIPMENT	0	12,000	0	0	0
0000020 Equipment and Capital Outlay Totals	0	12,000	12,227	0	0

BROOME COUNTY GOVERNMENT
REVENUE AND APPROPRIATION SUMMARY BY DEPARTMENT

FUND: 2040 Transit Operating
DEPT: 31000000 Public Transportation

Account	2012 Actuals	2013 Budget	2013 YTD Actuals As of 08/28/13	2014 Budget Requested	2014 Budget Recommended
0000040 Contractual Expenditures					
6004006 GARAGE & SHOP OPERATIONAL SUPP	87,527	0	0	0	0
6004010 BOOKS AND SUBSCRIPTIONS	-512	190	0	190	190
6004011 DUPLICATING AND PRINTING RM SU	806	1,190	540	1,190	1,190
6004012 OFFICE SUPPLIES	5,607	3,010	3,743	3,500	3,500
6004020 DPW BLDG SERVICE SUPPLIES	0	490	189	490	490
6004021 BLDG MAINTENANCE SUPPLIES	8,304	1,490	3,101	1,490	1,490
6004022 FUEL AND HEATING SUPPLIES	75,791	76,600	27,898	66,600	66,600
6004023 BLDG AND GROUNDS SUPPLIES	21,212	14,010	14,079	27,000	27,000
6004040 MOTOR EQUIPMENT SUPPLIES	464,014	537,500	349,873	480,000	480,000
6004041 PHOTOGRAPHIC SUPPLIES	0	190	0	190	190
6004045 TRAINING AND EDUCATIONAL SUPPL	960	190	0	190	190
6004046 GAS OIL GREASE AND DIESEL FUEL	1,345,076	1,710,740	853,345	1,710,740	1,710,740
6004047 TIRES AND TUBES	77,856	90,000	50,358	90,000	90,000
6004048 MISC OPERATIONAL SUPPLIES	-65,057	73,000	57,139	40,200	40,200
6004052 UNIFORMS	12,810	14,990	6,858	14,990	14,990
6004054 SAFETY SUPPLIES	5,667	2,990	2,750	5,000	5,000
6004055 COMPUTER SOFTWARE AND SUPPLIES	1,614	990	1,300	2,000	2,000
6004056 COMPUTER EQUIPMENT(NON CAPITAL	5,970	3,000	0	3,000	3,000
6004100 POSTAGE AND FREIGHT	80	800	720	800	800
6004105 DUES AND MEMBERSHIPS	2,488	2,600	0	2,600	2,600
6004106 GENERAL OFFICE EXPENSES	10	500	570	500	500
6004112 BLDG GROUNDS AND EQUIP REPAIR	4,377	12,500	7,307	10,500	10,500
6004113 WATER AND SEWAGE CHARGES	7,910	11,400	11,080	13,200	13,200
6004114 HEATING AND AIR COND PLANT EXP	0	0	0	0	0
6004115 ELECTRIC CURRENT	81,737	115,015	45,330	75,000	75,000
6004116 TAXES	0	665	0	665	665
6004117 BUILDING AND GROUNDS EXPENSES	95,669	15,339	21,182	26,000	26,000
6004121 LAUNDRY AND DRY CLEANING EXPEN	2,618	2,900	1,485	2,900	2,900
6004130 MOTOR EQUIP REPAIRS AND MAINT	69,745	164,800	110,846	136,400	136,400
6004136 OPERATIONAL EQUIPMENT REPAIRS	5,172	900	0	500	500
6004137 ADVERTISING AND PROMOTION EXPE	0	1,000	492	1,300	1,300
6004138 OTHER OPERATIONAL EXPENSES	22,232	15,100	17,096	15,100	15,100
6004144 DIAL-A-BUS-HANDICAPPED	832,652	902,000	508,933	929,000	929,000
6004160 MILEAGE AND PARKING-LOCAL	251	25	0	25	25
6004161 TRAVEL HOTEL AND MEALS	810	1,900	2,248	1,900	1,900
6004162 EDUCATION AND TRAINING	0	1,490	0	1,490	1,490
6004169 DAY TRIP MEAL REIMBURSEMENT	0	200	0	200	200
6004192 SOFTWARE MAINTENANCE	12,792	42,000	25,592	83,700	83,700
6004196 COPYING MACHINE RENTALS	1,530	2,200	1,463	2,200	2,200
6004200 PROPERTY LOSS	11,883	11,810	10,687	0	0
6004203 INSURANCE CLAIMS	64,734	28,292	47,139	0	0
6004400 MEDICAL AND PHYSICAL EXAMS	5,863	3,000	2,948	4,000	4,000

REPORT:BP032

BROOME COUNTY GOVERNMENT
REVENUE AND APPROPRIATION SUMMARY BY DEPARTMENT

FUND: 2040 Transit Operating

DEPT: 31000000 Public Transportation

Account	2012 Actuals	2013 Budget	2013 YTD Actuals As of 08/28/13	2014 Budget Requested	2014 Budget Recommended
6004502 BOND AND NOTE ISSUE EXPENSE	7	0	371	0	0
6004504 OTHER FINANCIAL SERVICES	2,589	2,471	734	2,320	2,320
6004594 LOSS ON DISPOSITION OF ASSETS	68,097	0	0	0	0
0000040 Contractual Expenditures Totals	3,340,891	3,869,477	2,187,396	3,757,070	3,757,070
0000041 Chargeback Expenses					
6004602 INSURANCE PREMIUM CHARGEBACK	324,590	374,418	187,209	337,733	337,733
6004604 DPW SECURITY CHARGEBACKS	134,436	129,501	64,751	134,092	134,092
6004610 PERSONAL SERVICES CHARGEBACKS	0	0	0	79,137	79,137
6004614 OTHER CHARGEBACK EXPENSES	0	1,900	420	1,900	1,900
6004619 BUILDING SERVICE CHARGEBACK	88,947	105,000	39,419	105,000	105,000
0000041 Chargeback Expenses Totals	547,973	610,819	291,799	657,862	657,862
0000042 Depreciation					
6004801 DEPRECIATION - BUILDINGS	576,449	0	0	0	0
6004803 DEPRECIATION - IMPROV O/T BLDG	31,919	0	0	0	0
6004804 DEPRECIATION - MOTOR VEHICLES	1,070,686	0	0	0	0
6004805 DEPRECIATION - MACHINERY & EQU	57,596	0	0	0	0
0000042 Depreciation Totals	1,736,650	0	0	0	0
0000060 Principal on Indebtedness					
6006000 PRINCIPAL ON SERIAL BONDS	0	147,778	0	153,826	153,826
6006001 PRINCIPAL ON BANS	0	26,527	0	22,708	22,708
0000060 Principal on Indebtedness Totals	0	174,305	0	176,534	176,534
0000070 Interest on Indebtedness					
6007000 INTEREST ON SERIAL BONDS	33,350	120,058	35,558	113,715	113,715
6007001 INTEREST ON BANS	1,624	9,550	3,375	7,835	7,835
6007005 INTEREST ON CAPITAL LEASE	238	0	0	0	0
0000070 Interest on Indebtedness Totals	35,212	129,608	38,933	121,550	121,550
0000080 Employee Benefits					
6008001 STATE RETIREMENT	740,805	843,040	584,322	860,628	860,628

REPORT:BP032

BROOME COUNTY GOVERNMENT
REVENUE AND APPROPRIATION SUMMARY BY DEPARTMENT

FUND: 2040 Transit Operating
DEPT: 31000000 Public Transportation

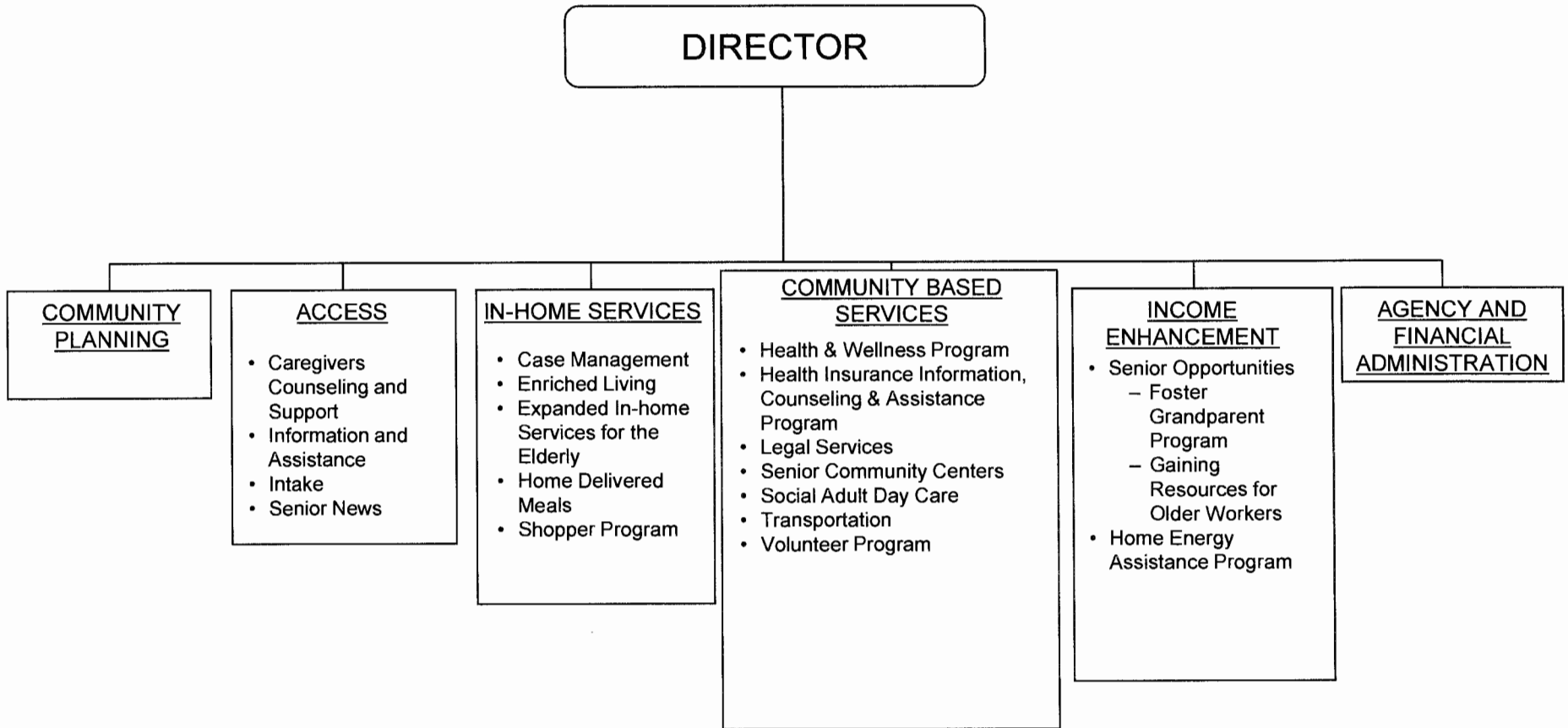
Account	2012 Actuals	2013 Budget	2013 YTD Actuals As of 08/28/13	2014 Budget Requested	2014 Budget Recommended
6008002 SOCIAL SECURITY	325,778	315,963	170,712	319,410	319,410
6008004 WORKERS COMPENSATION	434,743	455,715	227,858	483,294	483,294
6008005 WORKERS COMP LT LIABILITY	-90,076	0	0	0	0
6008006 LIFE INSURANCE	1,775	1,824	944	1,433	1,433
6008007 HEALTH INSURANCE	737,943	777,984	514,765	920,140	920,140
6008008 OPEB - HEALTH INSURANCE	421,805	0	0	0	0
6008009 RETIREE HEALTH INSURANCE	623,236	665,586	460,565	787,066	787,066
6008010 DISABILITY INSURANCE	1,179	1,290	769	858	858
6008011 UNEMPLOYMENT INSURANCE	3,949	0	4,807	0	0
6008013 HEALTH INS - RETIRE INCENTIVE	80,000	0	0	10,370	10,370
0000080 Employee Benefits Totals	3,281,137	3,061,402	1,964,742	3,383,199	3,383,199
0000090 Transfers					
6009002 TRANSFER TO GRANT FUND	0	300,000	300,000	300,000	300,000
0000090 Transfers Totals	0	300,000	300,000	300,000	300,000
Exp Totals for Dept: 31000000	13,375,981	12,287,851	7,150,637	12,573,301	12,573,301
Total for Dept: 31000000	325,826	10,060	-2,877,516	0	0

**THIS PAGE IS
INTENTIONALLY LEFT BLANK**

ECONOMIC ASSISTANCE AND OPPORTUNITY

<u>DEPARTMENT/DIVISION</u>	<u>PAGE</u>
Office for Aging	314
Social Services	
Central Administration	320
Administrative Services	328
Support Services	332
Certification	338
Services	343
Social Service Programs	347
Veterans Services	352

AGING (OFA)



OFFICE FOR AGING

MISSION STATEMENT

To improve and enrich the quality of life for all older persons residing in Broome County by promoting the dignity and independence of the older person and ensuring comprehensive and coordinated services are readily available while fostering public awareness of the value and contribution of older persons to the community.

DESCRIPTION

The Broome County Office for Aging is one of 59 Area Agencies on Aging in New York State. The agency is dedicated to being a focal point for information, advocacy, and coordination of aging services. Services are provided directly by the agency and through contracts with 18 community organizations. Through several locations and programs, the Office for Aging annually provides services to 23% of the senior citizen population of the County.

Office for Aging services fall into four main categories:

1. Access

Caregiver Counseling and Support, Information and Assistance, Intake, and *Senior News* monthly newsletter.

2. In-home Services

Case Management, Expanded In-home Services for the Elderly, Home Delivered Meals, Mental Health Services, and Shopper Program.

3. Community Based Services

Health and Wellness Programs, Health Insurance Information, Counseling and Assistance Program, Legal Services, Senior Community Centers, Social Adult Day Care, Transportation and Volunteer Program

4. Benefit Programs

Senior Opportunities – Senior Helpers Program, Foster Grandparents Program and Energy Assistance (HEAP).

2014 OBJECTIVES

- To adjust services based on available funding and service requests.
- To serve as a leader in coordinating community efforts to define and prioritize needs and plan services to meet those needs of the growing elderly population in Broome County.
- To improve our education and outreach efforts to assure we are reaching those who are most in need of service, including those who are frail, low income, minority, isolated, and those who are caregivers of the elderly.

2014 BUDGET HIGHLIGHTS

- The Office for Aging anticipates a loss of revenue due to sequestration cuts at the federal level, completion of some grants, exhaustion of donations and decreased participant contributions. This will result in a decrease of \$338, 872. Changes in the Medicaid program will also negatively impact revenue to the meals on wheels program. An increase in mortgage tax revenue is anticipated. Salary and fringe benefit increases for the agency total nearly \$143,000. The submitted budget includes some service cuts in respite and personal care. We have made some modifications to the nutrition program that will reduce costs. We anticipate large reductions in the Home Energy Assistance Program funds.

34010006 AGING, OFFICE FOR THE (OFA)

<u>Title of Position</u>	<u>Grade/Unit</u>	<u>2012 Actuals</u>	<u>As of 8/24/2013 Current Authorized</u>	<u>2014 Requested</u>	<u>2014 Recommended</u>
FULL TIME					
Director of OFA	F Admin	1	1	1	1
Fiscal Services Administrator	24 Admin	1	1	1	1
Caseworker	16 CSEA	1	1	1	1
Keyboard Specialist	8 CSEA	1	1	1	1
Account Clerk	7 CSEA	<u>1</u>	<u>1</u>	<u>1</u>	<u>1</u>
Total Full-Time Positions		5	5	5	5
PART TIME					
Senior Account Clerk	9 CSEA	1	1	1	1
Leisure Time Activities Leader	7 CSEA	<u>1</u>	<u>1</u>	<u>1</u>	<u>1</u>
Total Part-Time Positions		2	2	2	2
TOTAL POSITIONS		7	7	7	7

BROOME COUNTY GOVERNMENT
REVENUE AND APPROPRIATION SUMMARY BY DEPARTMENT

FUND: 1010 General Operating
DEPT: 34000000 Office for Aging

Account	2012 Actuals	2013 Budget	2013 YTD Actuals As of 08/28/13	2014 Budget Requested	2014 Budget Recommended
0000002 Departmental Income					
5000106 MORTGAGE TAX	1,159,758	1,125,000	735,012	1,350,000	1,350,000
5000324 OFA CHARGEBACKS 1-3	77,318	62,300	33,235	48,217	48,217
0000002 Departmental Income Total	1,237,076	1,187,300	768,247	1,398,217	1,398,217
0000007 Misc Interfund Revenues					
5000534 TRANSFER FROM INSURANCE RESERV	2,442	0	0	0	0
0000007 Misc Interfund Revenues Total	2,442	0	0	0	0
Rev Totals for Dept: 34000000	1,239,518	1,187,300	768,247	1,398,217	1,398,217
0000010 Personal Service					
6001000 SALARIES FULL-TIME	229,682	237,639	145,686	241,676	241,676
6001001 SALARIES PART-TIME	41,723	40,897	24,848	42,411	42,411
6001002 SALARIES TEMPORARY	29,043	0	0	0	0
0000010 Personal Service Totals	300,448	278,536	170,534	284,087	284,087
0000040 Contractual Expenditures					
6004010 BOOKS AND SUBSCRIPTIONS	184	186	0	186	186
6004012 OFFICE SUPPLIES	2,773	3,489	1,013	3,315	3,315
6004021 BLDG MAINTENANCE SUPPLIES	0	150	13	150	150
6004022 FUEL AND HEATING SUPPLIES	14,075	19,050	9,140	17,750	17,750
6004023 BLDG AND GROUNDS SUPPLIES	800	450	200	550	550
6004048 MISC OPERATIONAL SUPPLIES	1,017	1,210	244	1,106	1,106
6004100 POSTAGE AND FREIGHT	9	75	0	40	40
6004101 TELEPHONE	3,972	3,985	2,534	4,100	4,100
6004105 DUES AND MEMBERSHIPS	693	675	675	675	675
6004106 GENERAL OFFICE EXPENSES	654	654	694	949	949
6004112 BLDG GROUNDS AND EQUIP REPAIR	29	0	0	0	0
6004113 WATER AND SEWAGE CHARGES	1,437	1,600	1,188	1,600	1,600
6004115 ELECTRIC CURRENT	25,639	29,450	14,171	27,900	27,900
6004117 BUILDING AND GROUNDS EXPENSES	26,451	28,731	18,114	30,248	30,248
6004137 ADVERTISING AND PROMOTION EXPE	17	100	100	50	50

REPORT:BP032

BROOME COUNTY GOVERNMENT
REVENUE AND APPROPRIATION SUMMARY BY DEPARTMENT

FUND: 1010 General Operating
DEPT: 34000000 Office for Aging

Account	2012 Actuals	2013 Budget	2013 YTD Actuals As of 08/28/13	2014 Budget Requested	2014 Budget Recommended
6004138 OTHER OPERATIONAL EXPENSES	1,278	1,168	1,006	1,168	1,168
6004160 MILEAGE AND PARKING-LOCAL	0	510	0	283	283
6004165 ADVISORY BD/TRUSTEES EXPENSES	250	225	68	225	225
6004166 NON-EMPLOYEE EDUCATION AND TRN	92	0	0	0	0
6004196 COPYING MACHINE RENTALS	783	3,008	2,793	3,633	3,633
6004200 PROPERTY LOSS	2,442	0	0	0	0
6004504 OTHER FINANCIAL SERVICES	0	0	30	250	250
0000040 Contractual Expenditures Totals	82,595	94,716	51,983	94,178	94,178
0000041 Chargeback Expenses					
6004602 INSURANCE PREMIUM CHARGEBACK	3,129	4,065	2,033	4,641	4,641
0000041 Chargeback Expenses Totals	3,129	4,065	2,033	4,641	4,641
0000060 Principal on Indebtedness					
6006008 PRINCIPAL ON CAPITAL LEASE	1,467	0	0	0	0
0000060 Principal on Indebtedness Totals	1,467	0	0	0	0
0000070 Interest on Indebtedness					
6007005 INTEREST ON CAPITAL LEASE	561	0	0	0	0
0000070 Interest on Indebtedness Totals	561	0	0	0	0
0000080 Employee Benefits					
6008001 STATE RETIREMENT	44,358	55,008	34,813	59,216	59,216
6008002 SOCIAL SECURITY	21,497	21,308	12,264	21,734	21,734
6008004 WORKERS COMPENSATION	3,302	3,340	1,594	3,039	3,039
6008006 LIFE INSURANCE	150	134	70	105	105
6008007 HEALTH INSURANCE	64,352	68,012	43,491	72,309	72,309
6008009 RETIREE HEALTH INSURANCE	267,746	320,020	206,039	359,783	359,783
6008010 DISABILITY INSURANCE	553	645	407	390	390
6008013 HEALTH INS - RETIRE INCENTIVE	10,607	14,617	0	18,321	18,321
0000080 Employee Benefits Totals	412,565	483,084	298,678	534,897	534,897
0000090 Transfers					

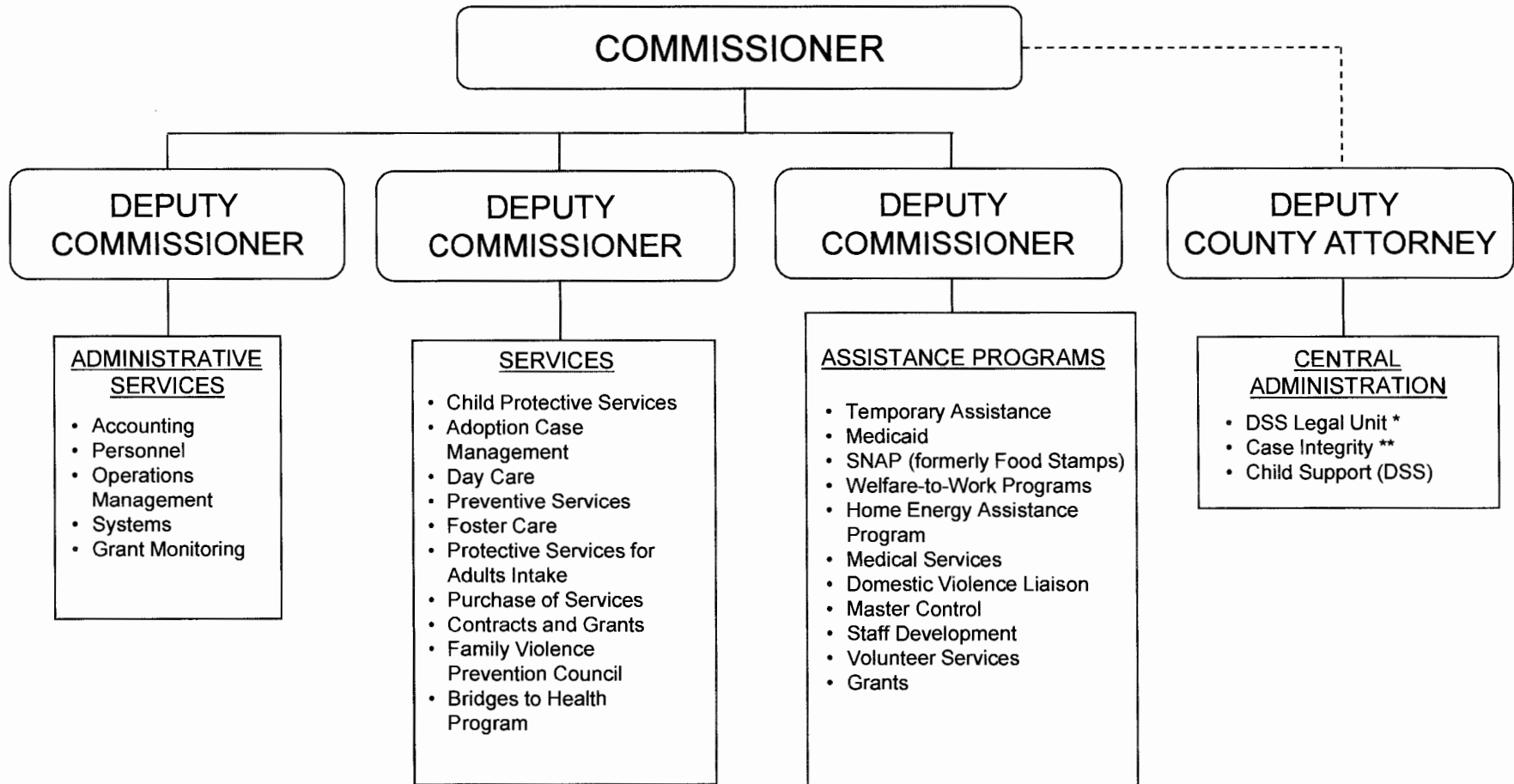
REPORT:BP032

BROOME COUNTY GOVERNMENT
REVENUE AND APPROPRIATION SUMMARY BY DEPARTMENT

FUND: 1010 General Operating
DEPT: 34000000 Office for Aging

Account	2012 Actuals	2013 Budget	2013 YTD Actuals As of 08/28/13	2014 Budget Requested	2014 Budget Recommended
6009002 TRANSFER TO GRANT FUND	804,237	789,641	789,630	1,144,718	1,144,718
0000090 Transfers Totals	804,237	789,641	789,630	1,144,718	1,144,718
Exp Totals for Dept: 34000000	1,605,002	1,650,042	1,312,858	2,062,521	2,062,521
Total for Dept: 34000000	-365,484	-462,742	-544,611	-664,304	-664,304

SOCIAL SERVICES



* In Law Department Budget

** In Department of Public Works/Security

SOCIAL SERVICES – 35
Central Administration – 35020006

MISSION STATEMENT

Staff Development

The Staff Development, Planning and Volunteer Services Unit are committed to improving the organization through its employees and to provide services and resources that enable the organization to realize its goals. This division is results-oriented and focuses on continuous improvement in training, planning, and volunteer services.

Family Violence Prevention Council

The mission of the Family Violence Prevention Council is to reduce the incidence and severity of family violence in Broome County including child abuse and neglect, domestic violence and elder abuse, by developing and implementing a comprehensive, coordinated community program for preventing, as well as identifying, assessing, and treating all forms of family violence.

Operations

The Operations Unit is committed to providing quality service and support to the staff and customers of the organization. This unit focuses on continuous improvement in safety and environmental concerns for the organization.

DESCRIPTION

Staff Development

The Staff Development and Planning Unit are located in Suite 203 on the 2nd floor of the Main Street office and serve all employees of the department. The development and maintenance of the department's educational program is a major function of the unit. In addition, to the

specific duties performed by the unit related to training, planning, and volunteer services, the unit is considered the lead office for major initiatives such as process reengineering, grant writing, organizational communication, and team facilitation.

Family Violence Prevention Council

The Family Violence Prevention Council office and staff are located in the lower level of the Thomas P. Hoke Human Services Building. There are approximately 40 members of the council and an additional group of volunteers that are members to the ten standing committees of the council. Members of the council serve a three year term and the council meets at least six times per year. Committees convene at least six times per year as well.

Operations

The Operations Office is located on the 2nd floor of the Main Street office and serves all employees of the department. Operations include janitorial, maintenance, and courier and mail service, as well as scheduling and maintenance of the agency fleet for staff use in local and out of County travel. Operations tracks and maximizes fleet operations and monitors conditions for safety, security, and cleanliness. In addition, facility projects are coordinated with the landlord, DPW, and vendors.

2014 OBJECTIVES

Staff Development

Training

- Provide mandatory training programs to 100% of all new employees.
- Maintain educational opportunities for employees through Broome Community College and Binghamton University.

- Provide optimum uses of electronic communication options throughout the training curriculum.

Volunteer Services

- Increase the current level of volunteer service to the department by 2%.

Family Violence Prevention Council

The council has five functions:

INTERAGENCY COORDINATION AND MANGEMENT OF CASES

To provide interagency coordination to maximize institutional responses to family violence by encouraging and / or developing mechanisms to facilitate sharing of information among agencies and coordinating the management of cases.

PROGRAM DEVELOPMENT

To encourage and support the coordinated development of programs and services to provide prompt professional crisis intervention, treatment and prevention services for family violence, the County will review and assess community needs and develop and implement a plan to address those needs.

TRAINING OF PROFESSIONALS

To facilitate early intervention in instances of suspected family violence by: supporting and/or providing training for all professionals to increase their skills in identification/assessment, reporting/referral procedures and appropriate responses.

COMMUNITY EDUCATION

To facilitate the expansion, development and implementation of education and public information programs designed to inform the community of critical family violence issues, heighten community

awareness of resources available to prevent and treat family violence, promote community support for actions directed toward preventing and responding to family violence.

ADVOCACY

To affect the formulation of local, state, and federal policy and legislation relating to all aspects of family violence including funding for programs.

The work of the ten committees focuses on these functions.

Operations

- Continue to maximize the high level of fleet usage
- Continue to purge and destroy old documents and make space for high-density filing systems.

2014 BUDGET HIGHLIGHTS

Staff Development

- None.

Family Violence Prevention Council

- Projects of the Family Violence Prevention Council are funded by donations from the community.

Operations

- None.

35 35020006 SOCIAL SERVICES/Central Administration

<u>Title of Position</u>	<u>Grade/Unit</u>	<u>2012 Actuals</u>	<u>As of 8/24/2013 Current Authorized</u>	<u>2014 Requested</u>	<u>2014 Recommended</u>
<u>FULL TIME</u>					
Commissioner of Social Services*	J Admin	1	1	1	1
Staff Development Director	19 BAPA	1	1	1	1
Family Violence Prevention Coordinator	20 CSEA	1	1	1	1
Staff Development Specialist	17 CSEA	1	1	1	1
Secretary	13 CSEA	1	1	1	1
Social Services Operations Coordinator	13 CSEA	1	1	1	1
Senior Social Services Examiner	13 CSEA	1	1	1	1
Courier	9 CSEA	1	1	1	1
Keyboard Specialist	8 CSEA	1	1	1	1
Custodial Worker	AFSCME	<u>1</u>	<u>1</u>	<u>1</u>	<u>1</u>
Total Full-Time Positions		10	10	10	10
<u>PART TIME</u>					
Keyboard Specialist	8 CSEA	<u>1</u>	<u>1</u>	<u>1</u>	<u>1</u>
Total Part-Time Positions		1	1	1	1
TOTAL POSITIONS		11	11	11	11

* Position is a shared position and shared funding with Mental Health Department

REPORT:BP033

BROOME COUNTY GOVERNMENT
REVENUE AND APPROPRIATION SUMMARY
BY DEPARTMENT AND DIVISION

FUND: 1010 General Operating
DEPT: 35000000 Social Services
DIV: 02 Soc Svcs-Central Admin

Account	2012 Actuals	2013 Budget	2013 YTD Actuals As of 08/28/13	2014 Budget Requested	2014 Budget Recommended
0000002 Departmental Income					
5000152 REPAYMENTS OF TANF	1,046,713	1,427,239	762,354	1,230,850	1,230,850
5000239 CSE PLACEMENTS	219,386	177,216	199,169	221,952	221,952
5000331 CHARGEBACK TO GRANTS	176,720	269,118	77,001	249,472	249,472
5000333 OTHER DEPARTMENTAL CHARGEBACK	6,283	6,446	3,182	6,008	6,008
5000339 FRINGE BENEFIT CHGBK REVENUE	-2,495	0	0	0	0
5000426 MISCELLANEOUS	696	3,439	2,679	3,864	3,864
0000002 Departmental Income Totals	1,447,303	1,883,458	1,044,385	1,712,146	1,712,146
0000003 Use of Money					
5000451 INTEREST AND EARNINGS	36,747	49,735	12,999	33,364	33,364
5000471 COMMISSIONS	3,624	4,892	1,731	4,199	4,199
0000003 Use of Money Totals	40,371	54,627	14,730	37,563	37,563
0000006 Sale of Prop and Comp for Loss					
5000518 SALE OF EQUIPMENT	75	0	0	0	0
0000006 Sale of Prop and Comp for Loss Totals	75	0	0	0	0
0000007 Misc Interfund Revenues					
5000533 UNCLASSIFIED REVENUES	19,271	14,198	18,819	15,212	15,212
5000534 TRANSFER FROM INSURANCE RESERV	5,960	4,014	9,270	0	0
0000007 Misc Interfund Revenues Totals	25,231	18,212	28,089	15,212	15,212
0000008 State Aid					
5000855 SOCIAL SERVICES ADMINISTRATION	4,341,439	6,012,936	2,346,008	6,393,255	6,393,255
0000008 State Aid Totals	4,341,439	6,012,936	2,346,008	6,393,255	6,393,255
0000009 Federal Aid					
5000925 SOCIAL SERVICES ADMINISTRATION	9,639,067	10,194,109	5,775,141	10,009,224	10,009,224
5000926 A 87 FEDERAL REVENUE	351,646	417,981	256,050	468,268	468,268
0000009 Federal Aid Totals	9,990,713	10,612,090	6,031,191	10,477,492	10,477,492

BROOME COUNTY GOVERNMENT
 REVENUE AND APPROPRIATION SUMMARY
 BY DEPARTMENT AND DIVISION

FUND: 1010 General Operating
 DEPT: 35000000 Social Services
 DIV: 02 Soc Svcs-Central Admin

Account	2012 Actuals	2013 Budget	2013 YTD Actuals As of 08/28/13	2014 Budget Requested	2014 Budget Recommended
Rev Total for Div: 3502	15,845,132	18,581,323	9,464,403	18,635,668	18,635,668
0000010 Personal Service					
6001000 SALARIES FULL-TIME	473,838	485,232	298,363	498,224	498,224
6001001 SALARIES PART-TIME	8,753	12,307	7,073	13,056	13,056
6001009 OTHER PERSONNEL SERVICES	275	275	275	275	275
0000010 Personal Service Totals	482,866	497,814	305,711	511,555	511,555
0000020 Equipment and Capital Outlay					
6002400 OFFICE MACHINES	5,000	0	0	0	0
0000020 Equipment and Capital Outlay Totals	5,000	0	0	0	0
0000040 Contractual Expenditures					
6004010 BOOKS AND SUBSCRIPTIONS	944	1,600	636	1,600	1,600
6004012 OFFICE SUPPLIES	4,448	12,000	1,807	12,000	12,000
6004020 DPW BLDG SERVICE SUPPLIES	0	600	0	600	600
6004022 FUEL AND HEATING SUPPLIES	20,268	30,892	12,922	25,932	25,932
6004023 BLDG AND GROUNDS SUPPLIES	11,775	17,153	6,781	17,153	17,153
6004045 TRAINING AND EDUCATIONAL SUPPL	2,277	1,500	797	1,500	1,500
6004046 GAS OIL GREASE AND DIESEL FUEL	1,791	5,500	868	5,500	5,500
6004048 MISC OPERATIONAL SUPPLIES	566	0	29	0	0
6004054 SAFETY SUPPLIES	125	360	0	360	360
6004055 COMPUTER SOFTWARE AND SUPPLIES	0	9,290	0	9,290	9,290
6004056 COMPUTER EQUIPMENT (NON CAPITAL	56,056	63,746	63,686	0	0
6004100 POSTAGE AND FREIGHT	82	7,250	57	7,250	7,250
6004101 TELEPHONE	257	565	104	565	565
6004105 DUES AND MEMBERSHIPS	6,615	5,562	80	5,734	5,734
6004106 GENERAL OFFICE EXPENSES	1,740	5,000	2,882	5,000	5,000
6004111 BUILDING AND LAND RENTAL	743,959	759,345	569,509	773,826	773,826
6004115 ELECTRIC CURRENT	127,533	144,854	63,101	124,149	124,149
6004117 BUILDING AND GROUNDS EXPENSES	17,891	25,927	14,311	25,927	25,927
6004137 ADVERTISING AND PROMOTION EXPE	0	1,000	419	1,000	1,000
6004138 OTHER OPERATIONAL EXPENSES	2,226	1,000	1,065	1,000	1,000

REPORT:BP033

BROOME COUNTY GOVERNMENT
REVENUE AND APPROPRIATION SUMMARY
BY DEPARTMENT AND DIVISION

FUND: 1010 General Operating
DEPT: 35000000 Social Services
DIV: 02 Soc Svcs-Central Admin

Account	2012 Actuals	2013 Budget	2013 YTD Actuals As of 08/28/13	2014 Budget Requested	2014 Budget Recommended
6004160 MILEAGE AND PARKING-LOCAL	7	210	30	210	210
6004161 TRAVEL HOTEL AND MEALS	463	1,300	0	1,300	1,300
6004162 EDUCATION AND TRAINING	0	1,200	20	1,200	1,200
6004164 NON-EMPLOYEE TRAVEL HOTEL & ME	2,073	3,132	1,566	3,276	3,276
6004165 ADVISORY BD/TRUSTEES EXPENSES	763	1,900	949	1,900	1,900
6004168 OTHER PERSONAL EXPENSES	60	120	0	120	120
6004169 DAY TRIP MEAL REIMBURSEMENT	0	300	8	300	300
6004192 SOFTWARE MAINTENANCE	21,724	22,279	23,059	23,650	23,650
6004195 HARDWARE RENTAL	3,335	3,600	2,501	3,600	3,600
6004196 COPYING MACHINE RENTALS	17,407	21,098	14,062	21,739	21,739
6004200 PROPERTY LOSS	2,916	4,014	6,611	0	0
6004203 INSURANCE CLAIMS	3,044	0	0	0	0
6004500 ACCTG AND COST ALLOCATION SERV	7,000	7,000	7,000	7,000	7,000
6004573 OTHER FEES FOR SERVICES	34,999	67,692	12,623	103,892	103,892
6005003 DISCOVERY CENTER	5,335	5,152	0	5,500	4,215
6005016 BROOME CO COOP EXT ASSN	299,246	288,947	216,737	303,447	236,405
6005019 ACCORD DISPUTE RESOLUTION CENT	4,656	1,000	0	0	0
0000040 Contractual Expenditures Totals	1,401,581	1,522,088	1,024,220	1,495,520	1,427,193
0000041 Chargeback Expenses					
6004602 INSURANCE PREMIUM CHARGEBACK	18,993	20,658	10,329	25,537	25,537
6004604 DPW SECURITY CHARGEBACKS	889,643	1,232,242	534,090	1,350,388	1,350,388
6004605 COUNTY ATTORNEY CHARGEBACKS	982,056	1,166,633	475,453	1,176,506	1,176,506
6004606 TELEPHONE BILLING ACCOUNT	13,148	15,171	5,776	11,980	11,980
6004609 DATA PROCESSING CHARGEBACKS	368,416	354,947	177,474	426,454	426,454
6004614 OTHER CHARGEBACK EXPENSES	6,309	2,377	3,120	5,758	5,758
6004615 GASOLINE CHARGEBACK	54,525	76,000	26,082	67,500	67,500
6004616 FLEET SERVICE CHARGEBACK	38,744	51,043	51,043	58,006	58,006
6004617 DUPLICATING/PRINTING CHARGEBAC	30,745	36,234	15,934	30,450	30,450
6004618 OFFICE SUPPLIES CHARGEBACK	78,989	102,892	46,546	88,200	88,200
6004619 BUILDING SERVICE CHARGEBACK	59,440	70,000	31,934	80,000	80,000
6004626 TRANSPORTATION SERVICES CHARGE	0	53,863	53,863	53,505	53,505
6004627 SINGLE AUDIT CHARGEBACK	29,654	0	0	0	0
0000041 Chargeback Expenses Totals	2,570,662	3,182,060	1,431,644	3,374,284	3,374,284
0000060 Principal on Indebtedness					
6006008 PRINCIPAL ON CAPITAL LEASE	3,521	0	0	0	0
0000060 Principal on Indebtedness Totals	3,521	0	0	0	0

BROOME COUNTY GOVERNMENT
 REVENUE AND APPROPRIATION SUMMARY
 BY DEPARTMENT AND DIVISION

FUND: 1010 General Operating
 DEPT: 35000000 Social Services
 DIV: 02 Soc Svcs-Central Admin

Account	2012 Actuals	2013 Budget	2013 YTD Actuals As of 08/28/13	2014 Budget Requested	2014 Budget Recommended
0000070 Interest on Indebtedness					
6007005 INTEREST ON CAPITAL LEASE	715	0	0	0	0
0000070 Interest on Indebtedness Totals	715	0	0	0	0
0000080 Employee Benefits					
6008001 STATE RETIREMENT	85,253	105,726	64,840	116,494	116,494
6008002 SOCIAL SECURITY	35,041	38,062	22,096	39,111	39,111
6008004 WORKERS COMPENSATION	3,726	5,683	1,971	5,364	5,364
6008006 LIFE INSURANCE	196	209	107	165	165
6008007 HEALTH INSURANCE	101,825	114,518	67,288	114,663	114,663
6008009 RETIREE HEALTH INSURANCE	76,724	81,692	53,313	87,757	87,757
6008010 DISABILITY INSURANCE	948	1,032	579	546	546
6008011 UNEMPLOYMENT INSURANCE	5,309	0	0	0	0
0000080 Employee Benefits Totals	309,022	346,922	210,194	364,100	364,100
Exp Total for Div: 3502	4,773,367	5,548,884	2,971,769	5,745,459	5,677,132
Total for Div: 35000000	11,071,765	13,032,439	6,492,634	12,890,209	12,958,536

SOCIAL SERVICES - 35**Administrative Services - 35010006****MISSION STATEMENT**

The Administrative Services Unit of the Department of Social Services ensures the department's compliance with fiscal and operation policies dictated by the federal and state governments regarding claims, and revenue. It is this department's goal to assist our County government in understanding and pursuing the most advantageous use of our welfare funding.

DESCRIPTION

Administrative Services is responsible for a variety of functions. Included are: budget preparation, fiscal planning, accounting, security, operations management, resources, third party health insurance, and personnel as provided for in Article XVII (1) (a) of the New York State Constitution, and various sections, Title 18 of the New York State Code Rules and Regulations.

2014 OBJECTIVES

- Prepare a budget that will meet the needs of our clients and be financially sound.
- Provide timely and accurate payments to clients and to providers on behalf of our clients in all program areas.
- Prepare monthly claims for state and federal reimbursement of program and administrative expenditures.
- To assist external auditors in their audit of department records.
- Maintain individual personnel files for all employees which includes: personnel data records (PDR), leave of absences and disability forms, bi-weekly payroll, and computerized sick and vacation records for more accurate and efficient record keeping.

2014 BUDGET HIGHLIGHTS

- Ongoing reengineering effort to focus on efficiencies and cost reductions.
- Continue department wide imaging program to increase efficiencies and reduce dependence on paper files.
- Fiscal measurement reporting has been rolled out and will continue to be reviewed on a monthly basis.
- Continue documenting, updating, and flow charting all financial processes to enhance departmental controls and to optimize process efficiencies.

35 35010006 SOCIAL SERVICES/Administrative Services

<u>Title of Position</u>	<u>Grade/Unit</u>	<u>2012 Actuals</u>	<u>As of 8/24/2013 Current Authorized</u>	<u>2014 Requested</u>	<u>2014 Recommended</u>
<u>FULL TIME</u>					
Deputy Comm. of Social Services/Admin. Services	G Admin	1	1	1	1
Accounting Supervisor Grade A	21 BAPA	1	1	1	1
Senior Accountant	18 BAPA	1	1	1	1
Accountant (County)	16 CSEA	1	1	1	1
Resource Consultant	14 CSEA	1	1	1	1
Computer Operator	13 CSEA	1	1	1	1
Principal Account Clerk	13 CSEA	4	4	4	4
Secretary	13 CSEA	1	1	1	1
Senior Account Clerk	9 CSEA	5	5	5	5
Keyboard Specialist	8 CSEA	2	2	2	2
Senior Clerk	8 CSEA	3	3	3	3
Account Clerk	7 CSEA	1	1	1	1
Clerk	6 CSEA	<u>1</u>	<u>1</u>	<u>1</u>	<u>1</u>
Total Full-Time Positions		23	23	23	23
<u>PART TIME</u>					
Total Part-Time Positions		0	0	0	0
TOTAL POSITIONS		23	23	23	23

REPORT:BP033

BROOME COUNTY GOVERNMENT
REVENUE AND APPROPRIATION SUMMARY
BY DEPARTMENT AND DIVISION

FUND: 1010 General Operating
DEPT: 35000000 Social Services
DIV: 01 Soc Svcs-Admin Svcs

Account	2012 Actuals	2013 Budget	2013 YTD Actuals As of 08/28/13	2014 Budget Requested	2014 Budget Recommended
35000000 Social Services					
0000002 Departmental Income					
5000151 REPAYMENT OF MEDICAL ASSISTANC	0	0	-26,309	0	0
0000002 Departmental Income Totals	0	0	-26,309	0	0
Rev Total for Div: 3501	0	0	-26,309	0	0
0000010 Personal Service					
6001000 SALARIES FULL-TIME	786,142	850,866	439,476	854,925	854,925
6001003 SALARIES OVERTIME	3,592	3,090	2,204	3,090	3,090
0000010 Personal Service Totals	789,734	853,956	441,680	858,015	858,015
0000040 Contractual Expenditures					
6004012 OFFICE SUPPLIES	4,694	7,638	2,261	7,638	7,638
6004055 COMPUTER SOFTWARE AND SUPPLIES	0	700	0	700	700
6004106 GENERAL OFFICE EXPENSES	0	200	0	200	200
6004161 TRAVEL HOTEL AND MEALS	3,251	2,750	3,642	2,750	2,750
6004162 EDUCATION AND TRAINING	770	975	358	975	975
6004169 DAY TRIP MEAL REIMBURSEMENT	0	250	64	250	250
0000040 Contractual Expenditures Totals	8,715	12,513	6,325	12,513	12,513
0000041 Chargeback Expenses					
6004606 TELEPHONE BILLING ACCOUNT	7,015	11,640	2,337	4,696	4,696
0000041 Chargeback Expenses Totals	7,015	11,640	2,337	4,696	4,696
0000080 Employee Benefits					
6008001 STATE RETIREMENT	132,404	181,461	84,237	167,281	167,281
6008002 SOCIAL SECURITY	57,391	65,325	32,176	65,636	65,636
6008004 WORKERS COMPENSATION	6,424	9,871	3,381	9,204	9,204
6008006 LIFE INSURANCE	403	437	192	345	345
6008007 HEALTH INSURANCE	169,483	192,479	89,114	182,047	182,047
6008009 RETIREE HEALTH INSURANCE	177,089	212,517	127,717	210,508	210,508

REPORT:BP033

BROOME COUNTY GOVERNMENT
REVENUE AND APPROPRIATION SUMMARY
BY DEPARTMENT AND DIVISION

FUND: 1010 General Operating
DEPT: 35000000 Social Services
DIV: 01 Soc Svcs-Admin Svcs

Account	2012 Actuals	2013 Budget	2013 YTD Actuals As of 08/28/13	2014 Budget Requested	2014 Budget Recommended
6008010 DISABILITY INSURANCE	2,242	2,580	1,302	1,560	1,560
6008011 UNEMPLOYMENT INSURANCE	13,247	0	17,275	0	0
6008013 HEALTH INS - RETIRE INCENTIVE	88	0	0	0	0
0000080 Employee Benefits Totals	558,771	664,670	355,394	636,581	636,581
Exp Total for Div: 3501	1,364,235	1,542,779	805,736	1,511,805	1,511,805
Total for Div: 35000000	-1,364,235	-1,542,779	-832,045	-1,511,805	-1,511,805

SOCIAL SERVICES - 35
Support Services - 35060006

MISSION STATEMENT

Master Control

To provide vital, diversified service to all divisions in the department.

Child Support Enforcement Unit (CSEU)/Support Collection Unit (SCU)

The Child Support Enforcement Unit (CSEU) and the Support Collection Unit (SCU) are responsible for establishing and enforcing support orders against legally responsible relatives, and on behalf of public assistance applicants/recipients, as well as for non-applicant/recipient individuals who make application for child support services. These units are also responsible for establishment of paternity for all children born out of wedlock for these applicants as well, as necessary. The CSEU also has a responsibility to secure a court order for third party health insurance on behalf of all children in receipt of public assistance and Medicaid only benefits. Additionally, the SCU has primary responsibility to collect, monitor, and enforce all support as ordered made payable through it by any court of competent jurisdiction.

Medical Services

Within the scope of the Medicaid program provide access to appropriate, quality health care services for the Medicaid recipient by directing recipients to health and education services, identify trends and needs in the community health care system, work collaboratively with community providers to develop programs and health services, maximize all payer sources as well as federally supported categories of medical assistance.

Welfare Management System (WMS)

The Welfare Management System (WMS) Division administers local Department of Social Services electronic data processing and Administrative systems. This division also coordinates the interface between the WMS, the Medicaid Management Information System (MMIS), the Electronic Medicaid Eligibility Verification System (EMEVS), the Electronic Benefit Issuance Control Subsystem (EBICS), the Client Notice System (CNS), and in the mechanism for issuance of the Common Benefit Identification Card (CBIC).

Additionally, the division maintains the overall responsibility for all Electronic Data Processing (EDP) procedures that affect the department, including maximizing the efficiency of the department by designing and implementing personal computer applications. Electronic Benefit Transfer (EBT) Electronic procedure that allows recipients the ability to redeem benefits directly from authorized vendors and ATM machines. The Welfare Management System is authorized under Title 18, Part 655.1, Chapter 2 subchapter g, of the New York State Social Services Law.

DESCRIPTION

Master Control

This unit prepares Temporary Assistance, non-Temporary Assistance SNAP, and Medicaid applications assigning case numbers, and entering each one into the master control database. Master control prepares statistical reports, orders and distributes state and local forms. Master Control is responsible for the agency telephone switchboard and is the records custodian for all active, ancillary, and closed Temporary Assistance, SNAP, and Medicaid cases. The unit also houses two scanning stations and is responsible for scanning all temporary assistance openings and denials; temporary assistance recertification and miscellaneous paperwork from TA undercare and SNAP. The Master Control staff is also responsible for the finger

imaging of all applicants for the Temporary Assistance, and the issuing of benefit cards for Expedited SNAP and Temporary Assistance applicants and recipients.

Child Support Enforcement Unit (CSEU)/Support Collection Unit (SCU)

CSEU: location of non-custodial parents (NCP), financial investigation of NCP, health insurance investigation, non-support and/or paternity petition preparation and filing, arrange (County provided) legal representation as necessary and appropriate, assistance with identifying and obtaining any and all supportive information or documentation, preparation of any and all other documentation as necessary, monitor and maintain case, update and re-investigate as needed. SCU: Receive order of support from various courts, create and maintain support account, collect and disburse support payments, prepare and file non-payment violation petitions. Submits accounts for eligible enforcement processes, including but not limited to income execution for immediate wage withholding, federal and NYS Tax Intercept, property execution, and revocation of driving privileges.

2014 OBJECTIVES

Master Control

- Provide ongoing records management for Social Services case documents.
- Provide support services for Temporary Assistance, Medical Assistance, and Non-Public Assistance SNAP case preparation and department-wide telephone support.
- Continue inputting case numbers and corresponding information into the Master Control database.
- Continue scanning Temporary Assistance and SNAP cases as they close and/or are denied to aid in our space problem.
- Continue to provide excellent customer service to all.

- Continue to finger image applicants according to the AFIS plan of operation.

Child Support Enforcement Unit (CSEU)/Support Collection Unit (SCU)

- Increase total child support collections for 2014.
- Filling of existing staff vacancy's in both the SCU and the CSEU
- To continue to meet or exceed federal and New York State mandated performances measures through intensive review of cases identified by NYS's Department of Child Support Enforcement. Review of over 2,000 cases will result in additional petition filings for paternity and support, in addition to securing court orders for third party health insurance. Approval of overtime funding will assist in case review. Securing orders for child support and third party health insurance are a potential cost avoidance for Broome County.

Medical Services

- Maintain operations of the Mandatory Medicaid Managed Care Program that allows for increased access to primary care services for the TANF, Safety Net, and SSI populations.
- Implement NYS Medicaid Redesign Team Projects aimed at reforming the system and reducing costs, including Managed Care Benefit Expansion and State Takeover of Administration of the Medicaid program.
- Continue the operations of the Managed Care Enrollment Team to provide information to clients about Mandatory Managed Care, plan options and provider networks so clients are able to make an informed choice and avoid auto assignments into managed care plans.

- Process eligibility for the Medicaid for Pregnant Women Program recipients.

Welfare Management System (WMS)

- Continue implementation of various applications including Connections (Build 18) and voice recognition software.
- Develop applications for the Viking.
- Implement records imaging solution for the department.
- Continue Human Services Enterprise Network (HSEN) Development to fully integrate the state and local systems.
- Continue development of reports using the Sidney on SQL Server and COGNOS Impromptu.
- Process all applications and authorizations in data entry within a 24 to 36 hour timeframe.

2014 BUDGET HIGHLIGHTS

Master Control

- Provide case file management support for 12,000 Assistance Program applicants
- Scan, index, commit, and quality control assurance for 175,000 documents per month

Child Support Enforcement Unit (CSEU)/Support Collection Unit (SCU)

- Through full staffing to meet or exceed number of child support petitions filed in 2012, which will lead to increase in child support collected
- To increase the unit's Paternity Establishment Percentage (PEP) from 93.86% to 95.00%. The minimum federal performance standard for this category is 90.00%.
- Continue to increase the unit's Support Enforcement Performance (SEP) to meet or exceed the minimum federal

performance standard of 80%. Broome is currently at 89.52% as of December 31, 2012.

Medical Services

- By December 31, 2014 targeted enrollment for Broome's Medicaid Managed Care Program: 35,000 mandatory enrollees, pending plan capacity.
- By December 31, 2014 targeted enrollment for Family Health Plus: 0. *Family Health Plus will be transitioned to Insurance Affordability Programs under the Affordability Care Act.
- Maintain health plan auto-assignments rate below 20% of total enrollment.
- Determine presumptive eligibility for 1,000 Medicaid for Pregnant Women Program recipients: 85% of the eligibility determinations will be conducted in the first trimester of pregnancy.

Welfare Management System (WMS)

- Provide 19,183 authorizations per month
- Perform 383,660 transactions per month

35 35060006 SOCIAL SERVICES/Support Services

<u>Title of Position</u>	<u>Grade/Unit</u>	<u>2012 Actuals</u>	<u>As of 8/24/2013 Current Authorized</u>	<u>2014 Requested</u>	<u>2014 Recommended</u>
FULL TIME					
Welfare Management Systems Coordinator	20 BAPA	1	1	1	1
Coordinator of Child Support Enforcement	20 BAPA	1	1	1	1
Supervising Support Investigator	17 BAPA	1	1	1	1
Support Collection Supervisor	17 BAPA	1	1	1	1
Coordinator of Volunteer Services	16 BAPA	1	1	1	1
Senior Support Investigator	16 CSEA	1	1	1	1
Assistant Support Collection Supervisor	13 CSEA	1	1	1	1
Family Courts Liaison	12 CSEA	2	2	2	2
Social Services Examiner	11 CSEA	1	1	1	1
Support Investigator	11 CSEA	10	10	10	10
Child Support Specialist	9 CSEA	5	5	5	5
Senior Account Clerk	9 CSEA	2	2	2	2
Data Entry Machine Operator	8 CSEA	5	5	5	5
Keyboard Specialist	8 CSEA	3	3	3	3
Senior Clerk	8 CSEA	1	1	1	1
Account Clerk	7 CSEA	3	3	3	3
Telephone Operator	7 CSEA	1	1	1	1
Clerk	6 CSEA	1	1	1	1
Total Full-Time Positions		41	41	41	41
PART TIME					
Systems Analyst	24 BAPA	1	1	1	1
Total Part-Time Positions		1	1	1	1
TOTAL POSITIONS		42	42	42	42

REPORT:BP033

BROOME COUNTY GOVERNMENT
 REVENUE AND APPROPRIATION SUMMARY
 BY DEPARTMENT AND DIVISION

FUND: 1010 General Operating
 DEPT: 35000000 Social Services
 DIV: 06 Soc Svcs-Support Svcs

Account	2012 Actuals	2013 Budget	2013 YTD Actuals As of 08/28/13	2014 Budget Requested	2014 Budget Recommended
0000010 Personal Service					
6001000 SALARIES FULL-TIME	1,313,223	1,472,068	845,041	1,506,212	1,506,212
6001001 SALARIES PART-TIME	47,728	49,161	30,385	50,706	50,706
6001003 SALARIES OVERTIME	18,404	24,500	11,039	24,500	24,500
0000010 Personal Service Totals	1,379,355	1,545,729	886,465	1,581,418	1,581,418
0000040 Contractual Expenditures					
6004012 OFFICE SUPPLIES	28,920	31,251	15,187	31,251	31,251
6004055 COMPUTER SOFTWARE AND SUPPLIES	9,094	24,929	7,292	24,929	24,929
6004100 POSTAGE AND FREIGHT	1,080	1,125	1,140	1,185	1,185
6004106 GENERAL OFFICE EXPENSES	3,231	3,442	1,863	3,442	3,442
6004161 TRAVEL HOTEL AND MEALS	1,379	1,800	1,385	1,800	1,800
6004162 EDUCATION AND TRAINING	308	650	159	650	650
6004168 OTHER PERSONAL EXPENSES	15	150	0	150	150
6004169 DAY TRIP MEAL REIMBURSEMENT	0	200	0	200	200
6004196 COPYING MACHINE RENTALS	1,865	5,760	4,016	6,001	6,001
6004402 LAB SERVICES	17,290	24,000	8,740	22,000	22,000
6004573 OTHER FEES FOR SERVICES	26,511	18,915	26,269	20,915	20,915
0000040 Contractual Expenditures Totals	89,693	112,222	66,051	112,523	112,523
0000041 Chargeback Expenses					
6004606 TELEPHONE BILLING ACCOUNT	10,592	21,245	3,831	7,857	7,857
0000041 Chargeback Expenses Totals	10,592	21,245	3,831	7,857	7,857
0000060 Principal on Indebtedness					
6006008 PRINCIPAL ON CAPITAL LEASE	2,848	0	0	0	0
0000060 Principal on Indebtedness Totals	2,848	0	0	0	0
0000070 Interest on Indebtedness					
6007005 INTEREST ON CAPITAL LEASE	1,376	0	0	0	0
0000070 Interest on Indebtedness Totals	1,376	0	0	0	0

BROOME COUNTY GOVERNMENT
 REVENUE AND APPROPRIATION SUMMARY
 BY DEPARTMENT AND DIVISION

FUND: 1010 General Operating
 DEPT: 35000000 Social Services
 DIV: 06 Soc Svcs-Support Svcs

Account	2012 Actuals	2013 Budget	2013 YTD Actuals As of 08/28/13	2014 Budget Requested	2014 Budget Recommended
0000080 Employee Benefits					
6008001 STATE RETIREMENT	241,036	328,465	183,108	337,346	337,346
6008002 SOCIAL SECURITY	100,469	118,243	63,560	121,126	121,126
6008004 WORKERS COMPENSATION	11,132	17,645	6,120	16,304	16,304
6008006 LIFE INSURANCE	737	798	391	630	630
6008007 HEALTH INSURANCE	335,527	378,606	232,340	417,807	417,807
6008009 RETIREE HEALTH INSURANCE	151,143	169,185	103,791	178,217	178,217
6008010 DISABILITY INSURANCE	4,112	4,644	2,554	2,808	2,808
6008011 UNEMPLOYMENT INSURANCE	3,965	0	4,121	0	0
6008013 HEALTH INS - RETIRE INCENTIVE	6,393	0	0	0	0
0000080 Employee Benefits Totals	854,514	1,017,586	595,985	1,074,238	1,074,238
Exp Total for Div: 3506	2,338,378	2,696,782	1,552,332	2,776,036	2,776,036
Total for Div: 35000000	-2,338,378	-2,696,782	-1,552,332	-2,776,036	-2,776,036

SOCIAL SERVICES - 35

Certification – 35030006

(Includes Public Assistance, Medical Assistance, SNAP, Welfare to Work and Child Assistance Program)

MISSION STATEMENT

Temporary Assistance

To determine initial and continuing eligibility for cash grant programs, including emergency assistance, within statutory time limits and ensuring program integrity; to utilize diversion such as one time cash assistance or referral to other programs/benefits. To enable recipients to achieve self-sufficiency by utilizing aggressive case management with the assistance of the Welfare to Work unit. Temporary assistance is administered under the authority of the New York State Social Services Law and Title 18 of the New York Code of Rules and Regulations.

Medical Assistance

To determine initial and continuing eligibility for medical assistance, within statutory time limits, responsively and accurately to facilitate self-sufficiency; to utilize third party health insurance and Medicare benefits; to maximize federal reimbursement through the utilization of federal categories; to involve eligible Medicaid recipients in managed care. Medical assistance is administered under the authority of the New York State Health Department Law and Title 18 of the New York Code of Rules and Regulations.

Supplemental Nutrition Assistance Program (SNAP)

To determine initial and continuing eligibility for SNAP, within statutory time limits, responsively and accurately; to refer appropriate food stamp recipients to the Welfare to Work unit for participation in employment programs to facilitate self-sufficiency; to increase

participation in the program in line with New York State directives; to comply with additional NYS program initiatives such as e-filing, and other facilitated application services; to comply with current program requirements of Electronic Benefit Transfer and Home Energy Assistance Program (HEAP). SNAP is administered under the authority of the New York State Social Services Law, Title 18 of the New York Code of Rules and Regulations, and Title 7 of the United States Code of Rules and Regulations.

Welfare to Work

To enable applicants and recipients of public assistance and food stamps to achieve their maximum level of self-support through the provision of the services, training, education, and supportive services needed to help them overcome barriers to employment and meet the mandates of federal welfare reform legislation. Programs include work experience, job search, job development and on the job training. The departments' welfare to work program also includes the SNAP Employment and Training Program.

2014 OBJECTIVES

For all assistance programs areas: To make a renewed effort to establish the most efficient business processes to ensure our expanding caseload is well served at our current staffing levels.

Temporary Assistance

- Reduce the need for temporary assistance by assisting applicants in achieving self-sufficiency through diversion.
- Ensure assessment and participation of clients in work programs through integration with the Welfare to Work unit.
- Ensure Temporary Assistance applicants are provided benefits in a professional, efficient manner within prescribed timeframes.

Medical Assistance

- Defray costs by maximizing other health care alternatives such as third party insurance, managed care, Medicare, and community clinics.
- Continue public relations campaign with community providers.
- Implement new Medicaid MAGI eligibility rules of the Affordable Care Act
- Phase-in the community Medicaid eligibility process via the State Health Exchange.

SNAP

- Increase client participation in the program as mandated by New York State directives including the Working Families Initiative and utilization of the “my benefits” state website.
- Maintain program integrity and statutory timeframes for case determination.
- Ensure compliance with all applicable regulatory requirements.

Welfare to Work

- Continually monitor processes and work activities to ensure efforts assist the agency in meeting participation rates mandated by state and federal legislation.
- Promote and implement policies that will immediately engage all employable applicants in work activities that will lead to the elimination or reduction in their need for Public Assistance and/or SNAP.
- Interface Welfare to Work and other assistance program staff and community agencies to coordinate Welfare to Work activities.

2014 BUDGET HIGHLIGHTS

Temporary Assistance

- Require 100% of employable applicants to participate in welfare to work activities within 5 days of application.

- Divert 15% of new applicants to other resources to eliminate the need for Temporary Assistance.
- Continue to refer 100% of new applicants to the FEDS/EVR process.

Medical Assistance

- Refer 100% of eligible Medicaid recipients to managed care programs.
- Assist 100% of the MAGI Medicaid population navigate the Health Exchange.
- Make initial determinations for chronic care Medicaid within the state statutory time frame of 90 days from application.
- Make initial determinations for SSI-related Medicaid within the state statutory time frame of 45 days from application date.

SNAP

- Maintain determinations for SNAP benefits within the NYS statutory time limit of 30 days from application date.
- Review and process 100% of SNAP applications eligible for expedited service within 5 business days.
- Bring error rate to state acceptable standards through enhanced quality control and staff training.

Welfare to Work

- Engage 50% of the TANF recipients in employment or work activities
- Enable 600 recipients to secure employment
- Outreach to local employers and educate them on transitional services available to low income households
- Secure SSI/SSD for 150 disabled TANF and Safety Net recipients.

35 35030006 SOCIAL SERVICES/Certification

<u>Title of Position</u>	<u>Grade/Unit</u>	<u>2012 Actuals</u>	<u>As of 8/24/2013 Current Authorized</u>	<u>2014 Requested</u>	<u>2014 Recommended</u>
FULL TIME					
Deputy Commissioner of Social Services	E Admin	1	1	1	1
Head Social Services Examiner	21 BAPA	1	1	1	1
Senior Employment Coordinator	21 BAPA	1	1	1	1
Employment Coordinator	18 BAPA	1	1	1	1
Office Manager	16 BAPA	1	1	1	1
Case Supervisor Grade B	20 CSEA	1	1	1	1
Senior Caseworker	18 CSEA	2	2	2	2
Principal Social Services Examiner	17 CSEA	6	6	6	6
Caseworker/Trainee	16/14 CSEA	10	10	10	10
Job Developer	16 CSEA	1	1	1	1
Secretary	13 CSEA	1	1	1	1
Senior Social Services Examiner	13 CSEA	16	16	16	16
Social Services Examiner	11 CSEA	28	28	28	28
Keyboard Specialist	8 CSEA	5	5	5	5
Clerk	6 CSEA	2	2	2	2
Total Full-Time Positions		77	77	77	77
PART TIME					
Total Part-Time Positions		0	0	0	0
TOTAL POSITIONS		77	77	77	77

BROOME COUNTY GOVERNMENT
 REVENUE AND APPROPRIATION SUMMARY
 BY DEPARTMENT AND DIVISION

FUND: 1010 General Operating
 DEPT: 35000000 Social Services
 DIV: 03 Soc Svcs-Certification

Account	2012 Actuals	2013 Budget	2013 YTD Actuals As of 08/28/13	2014 Budget Requested	2014 Budget Recommended
0000010 Personal Service					
6001000 SALARIES FULL-TIME	3,008,937	3,142,661	1,868,438	3,214,761	3,214,761
6001003 SALARIES OVERTIME	9,403	3,000	1,975	3,000	3,000
0000010 Personal Service Totals	3,018,340	3,145,661	1,870,413	3,217,761	3,217,761
0000040 Contractual Expenditures					
6004010 BOOKS AND SUBSCRIPTIONS	134	135	0	135	135
6004012 OFFICE SUPPLIES	10,513	16,700	7,135	16,700	16,700
6004023 BLDG AND GROUNDS SUPPLIES	317	388	268	241	241
6004106 GENERAL OFFICE EXPENSES	5,436	6,846	5,102	6,846	6,846
6004111 BUILDING AND LAND RENTAL	7,273	67,991	66,830	45,803	45,803
6004117 BUILDING AND GROUNDS EXPENSES	586	15,187	19,072	21,814	21,814
6004138 OTHER OPERATIONAL EXPENSES	21	22	11	15	15
6004161 TRAVEL HOTEL AND MEALS	149	500	58	500	500
6004162 EDUCATION AND TRAINING	0	150	90	150	150
6004169 DAY TRIP MEAL REIMBURSEMENT	40	150	24	150	150
0000040 Contractual Expenditures Totals	24,469	108,069	98,590	92,354	92,354
0000041 Chargeback Expenses					
6004604 DPW SECURITY CHARGEBACKS	15,246	15,605	7,447	11,088	11,088
6004606 TELEPHONE BILLING ACCOUNT	25,834	41,581	7,207	14,821	14,821
6004619 BUILDING SERVICE CHARGEBACK	6,329	8,279	3,255	5,577	5,577
0000041 Chargeback Expenses Totals	47,409	65,465	17,909	31,486	31,486
0000060 Principal on Indebtedness					
6006008 PRINCIPAL ON CAPITAL LEASE	4,233	0	0	0	0
0000060 Principal on Indebtedness Totals	4,233	0	0	0	0
0000070 Interest on Indebtedness					
6007005 INTEREST ON CAPITAL LEASE	56,491	0	0	0	0
0000070 Interest on Indebtedness Totals	56,491	0	0	0	0

REPORT:BP033

BROOME COUNTY GOVERNMENT
REVENUE AND APPROPRIATION SUMMARY
BY DEPARTMENT AND DIVISION

FUND: 1010 General Operating
DEPT: 35000000 Social Services
DIV: 03 Soc Svcs-Certification

Account	2012 Actuals	2013 Budget	2013 YTD Actuals As of 08/28/13	2014 Budget Requested	2014 Budget Recommended
0000080 Employee Benefits					
6008001 STATE RETIREMENT	524,052	668,443	387,236	700,545	700,545
6008002 SOCIAL SECURITY	221,834	240,631	137,191	246,161	246,161
6008004 WORKERS COMPENSATION	23,117	36,519	12,455	34,970	34,970
6008006 LIFE INSURANCE	1,416	1,463	740	1,155	1,155
6008007 HEALTH INSURANCE	561,998	603,916	354,696	631,270	631,270
6008009 RETIREE HEALTH INSURANCE	443,444	518,174	334,558	583,742	583,742
6008010 DISABILITY INSURANCE	8,670	9,288	5,269	5,538	5,538
6008011 UNEMPLOYMENT INSURANCE	4,565	0	2,637	0	0
6008013 HEALTH INS - RETIRE INCENTIVE	11,234	0	0	0	0
0000080 Employee Benefits Totals	1,800,330	2,078,434	1,234,782	2,203,381	2,203,381
Exp Total for Div: 3503	4,951,272	5,397,629	3,221,694	5,544,982	5,544,982
Total for Div: 35000000	-4,951,272	-5,397,629	-3,221,694	-5,544,982	-5,544,982

SOCIAL SERVICES - 35
Services – 35050006

MISSION STATEMENT

The Services Division provides support, counseling, case management, and case planning to children, adults, and families whose health and safety are at risk due to abuse, neglect, maltreatment, or dysfunction.

DESCRIPTION

Whenever possible, services are provided to prevent out of home placement. If placement out of the home is required, the lowest level of care, that is appropriate, is sought for the shortest duration possible. Services are provided in accordance with federal and state mandates, laws, and regulations. Service includes the following areas: child protective services, adult protective services, foster care, day care, adoption, preventive, home-finding, and auxiliary services.

2014 OBJECTIVES

- Investigate all reports of child abuse and neglect
- Reduce residential placements and detention placements
- Provide supportive and rehabilitative services to families whose health and safety is at risk and to reduce the likelihood of out of home placement and hard to place individuals
- Promote permanency for all children in care
- Provide affordable quality child care to low income families.
- Provide services to victims of domestic violence
- Implement performance improvement plans for child welfare outcomes and Title IV-E determinations
- Continue to implement computer systems in child welfare and day care.

2014 BUDGET HIGHLIGHTS

- Decrease care days
- Decrease detention days
- Continue successful Preventive Program
- Investigate 4,400 reports of child abuse and neglect. Add a 7th CPS Unit.
- Investigate 600 reports of adult abuse and neglect
- Provide services to 3,000 cases per month
- Provide purchase of services to 400 cases per month
- Free 35 children for adoption
- Place 40 children for adoption
- Provide day care to 1200 children per month
- Reduce residential placement by 9-12 children

35 35050006 SOCIAL SERVICES/Services

<u>Title of Position</u>	<u>Grade/Unit</u>	<u>2012 Actuals</u>	<u>As of 8/24/2013 Current Authorized</u>	<u>2014 Requested</u>	<u>2014 Recommended</u>
<u>FULL TIME</u>					
Deputy Comm. of Social Services	E Admin	1	1	1	1
Case Supervisor Grade A	23 BAPA	2	2	2	2
Office Manager	16 BAPA	1	1	1	1
Case Supervisor Grade B	20 CSEA	11	11	12	12
Senior Caseworker	18 CSEA	20	20	20	20
Principal Social Services Examiner	17 CSEA	1	1	1	1
Caseworker/Trainee	16/14 CSEA	57	57	59	59
Secretary	13 CSEA	2	2	2	2
Social Services Examiner	11 CSEA	1	1	1	1
Senior Account Clerk	9 CSEA	2	2	2	2
Community Service Worker	8 CSEA	6	6	6	6
Keyboard Specialist	8 CSEA	<u>5</u>	<u>5</u>	<u>5</u>	<u>5</u>
Total Full-Time Positions		109	109	112	112
<u>PART TIME</u>					
Total Part-Time Positions		0	0	0	0
TOTAL POSITIONS		109	109	112	112

BROOME COUNTY GOVERNMENT
 REVENUE AND APPROPRIATION SUMMARY
 BY DEPARTMENT AND DIVISION

FUND: 1010 General Operating
 DEPT: 35000000 Social Services
 DIV: 05 Soc Svcs- Svcs

Account	2012 Actuals	2013 Budget	2013 YTD Actuals As of 08/28/13	2014 Budget Requested	2014 Budget Recommended
0000010 Personal Service					
6001000 SALARIES FULL-TIME	4,580,039	4,907,639	2,987,817	5,172,131	5,172,131
6001002 SALARIES TEMPORARY	4,183	35,000	13,691	35,000	35,000
6001003 SALARIES OVERTIME	132,851	100,000	51,618	100,000	100,000
6001008 STAND-BY PAY	14,600	14,820	8,845	14,820	14,820
0000010 Personal Service Totals	4,731,673	5,057,459	3,061,971	5,321,951	5,321,951
0000040 Contractual Expenditures					
6004012 OFFICE SUPPLIES	12,493	12,550	4,600	12,550	12,550
6004040 MOTOR EQUIPMENT SUPPLIES	480	500	0	500	500
6004041 PHOTOGRAPHIC SUPPLIES	0	1,400	0	1,400	1,400
6004048 MISC OPERATIONAL SUPPLIES	0	500	0	500	500
6004056 COMPUTER EQUIPMENT (NON CAPITAL)	0	2,500	0	2,500	2,500
6004102 TELEPHONE EQUIPMENT	2,202	4,529	1,427	4,529	4,529
6004106 GENERAL OFFICE EXPENSES	84	0	260	0	0
6004137 ADVERTISING AND PROMOTION EXPE	0	0	32	0	0
6004160 MILEAGE AND PARKING-LOCAL	11,342	20,000	6,743	20,000	20,000
6004161 TRAVEL HOTEL AND MEALS	4,057	9,000	1,679	9,000	9,000
6004162 EDUCATION AND TRAINING	772	3,800	204	3,800	3,800
6004164 NON-EMPLOYEE TRAVEL HOTEL & ME	98	1,000	2,411	3,500	3,500
6004169 DAY TRIP MEAL REIMBURSEMENT	1,565	2,500	1,951	2,500	2,500
6004400 MEDICAL AND PHYSICAL EXAMS	27,287	25,000	19,047	37,000	37,000
6004413 OTHER HEALTH AND MEDICAL SERVI	0	500	0	500	500
6004538 LEGAL CHARGES AND FEES	1,844	5,000	7,543	5,000	5,000
0000040 Contractual Expenditures Totals	62,224	88,779	45,897	103,279	103,279
0000041 Chargeback Expenses					
6004606 TELEPHONE BILLING ACCOUNT	37,404	60,999	12,107	25,085	25,085
0000041 Chargeback Expenses Totals	37,404	60,999	12,107	25,085	25,085
0000080 Employee Benefits					
6008001 STATE RETIREMENT	822,678	1,074,703	633,229	1,082,589	1,082,589
6008002 SOCIAL SECURITY	343,700	386,880	220,964	407,705	407,705
6008004 WORKERS COMPENSATION	37,133	58,244	20,024	54,515	54,515
6008006 LIFE INSURANCE	2,009	2,071	1,076	1,665	1,665

REPORT:BP033

BROOME COUNTY GOVERNMENT
REVENUE AND APPROPRIATION SUMMARY
BY DEPARTMENT AND DIVISION

FUND: 1010 General Operating
DEPT: 35000000 Social Services
DIV: 05 Soc Svcs- Svcs

Account	2012 Actuals	2013 Budget	2013 YTD Actuals As of 08/28/13	2014 Budget Requested	2014 Budget Recommended
6008007 HEALTH INSURANCE	1,071,598	1,128,896	719,064	1,233,507	1,233,507
6008009 RETIREE HEALTH INSURANCE	660,877	739,521	492,664	815,206	815,206
6008010 DISABILITY INSURANCE	12,655	13,545	7,825	8,346	8,346
6008011 UNEMPLOYMENT INSURANCE	2,835	0	0	0	0
6008013 HEALTH INS - RETIRE INCENTIVE	12,948	0	0	0	0
0000080 Employee Benefits Totals	2,966,433	3,403,860	2,094,846	3,603,533	3,603,533
Exp Total for Div: 3505	7,797,734	8,611,097	5,214,821	9,053,848	9,053,848
Total for Div: 35000000	-7,797,734	-8,611,097	-5,214,821	-9,053,848	-9,053,848

SOCIAL SERVICES – 35
Social Services Programs – 35070006

MISSION STATEMENT

To promote self-sufficiency and assure the protection of vulnerable individuals. We strive to have an organization, which values the needs of the customers, the contributions of the staff, and the participation of the community. This vision shall be achieved through a culture, which encourages continuous improvement.

2014 OBJECTIVES

- Provide supportive transitional services, such as childcare, transportation, medical assistance and other benefits that enable recipients to increase and sustain their ability to maintain employment and become self-sufficient
- Educate and enroll recipients in managed care
- Reduce the local cost of assistance payments through aggressive procurement of alternative benefits and enhanced FEDS programs
- Aggressively work with TANF recipients to ensure progress toward self-sufficiency during the 5-year limitation
- Reduce care days in foster care with emphasis on reducing residential and detention placements

2014 BUDGET HIGHLIGHTS

- POS contractual lines kept to a minimal COLA increase
- Continued funding of CHPS Preventive Program
- Increase to SAP to treat juvenile offenders
- Seek alternative and reduced cost methods of operating programs
- Add Electronic Monitoring as a Detention Alternative
- Restructure Haskins contract for 6 beds along with Detention Alternative Services

REPORT:BP033

BROOME COUNTY GOVERNMENT
 REVENUE AND APPROPRIATION SUMMARY
 BY DEPARTMENT AND DIVISION

FUND: 1010 General Operating
 DEPT: 35000000 Social Services
 DIV: 04 Soc Svcs-Intergov Transfers

Account	2012 Actuals	2013 Budget	2013 YTD Actuals As of 08/28/13	2014 Budget Requested	2014 Budget Recommended
0000040 Contractual Expenditures					
6004305 MMIS MEDICAL ASSISTANCE	4,506,374	2,500,000	0	2,848,783	2,848,783
0000040 Contractual Expenditures Totals	4,506,374	2,500,000	0	2,848,783	2,848,783
Exp Total for Div: 3504	4,506,374	2,500,000	0	2,848,783	2,848,783
Total for Div: 35000000	-4,506,374	-2,500,000	0	-2,848,783	-2,848,783

BROOME COUNTY GOVERNMENT
 REVENUE AND APPROPRIATION SUMMARY
 BY DEPARTMENT AND DIVISION

FUND: 1010 General Operating
 DEPT: 35000000 Social Services
 DIV: 07 Soc Svcs-Social Svcs Programs

Account	2012 Actuals	2013 Budget	2013 YTD Actuals As of 08/28/13	2014 Budget Requested	2014 Budget Recommended
0000002 Departmental Income					
5000152 REPAYMENTS OF TANF	64,585	74,404	88,714	76,719	76,719
5000154 REPAYMENTS OF AID-CHILD CARE	212,156	348,686	320,437	325,396	325,396
5000156 REPAYMENTS OF SAFETY NET	1,300,734	1,330,430	763,475	1,312,078	1,312,078
5000157 REPAYMENTS OF ADULTS	1,881	785	2,172	2,118	2,118
5000158 REPAYMENTS OF BURIALS	43,367	46,351	68,348	48,998	48,998
5000243 REPAYMENTS OF AID-JD/PINS	149,013	180,305	106,908	166,248	166,248
5000244 REPAYMENTS OF VA BURIALS	890	10,898	2,907	2,758	2,758
5000336 VA BURIALS CHARGEBACK	55,698	112,989	31,687	80,334	80,334
5000433 LITIGATION RECOVERY	236,727	0	76,274	0	0
0000002 Departmental Income Totals	2,065,051	2,104,848	1,460,922	2,014,649	2,014,649
0000007 Misc Interfund Revenues					
5000530 REFUNDS OF PRIOR YEARS EXPENDI	6,221	17,504	933	13,932	13,932
5000543 PRIOR YEAR REFUNDS - TANF	10,283	17,503	12,421	13,932	13,932
5000544 PRIOR YEAR REFUNDS - SN	18,336	17,502	14,208	13,932	13,932
0000007 Misc Interfund Revenues Totals	34,840	52,509	27,562	41,796	41,796
0000008 State Aid					
5000854 TANF	27,539	0	1,079	0	0
5000855 SOCIAL SERVICES ADMINISTRATION	190,292	271,299	76,312	267,683	267,683
5000857 CHILD CARE SCHOOL DISTRICTS	239,212	179,166	159,619	242,352	242,352
5000858 CHILD CARE/FOSTER CARE (ADC)	5,282,094	4,959,507	2,885,298	5,214,311	5,214,311
5000859 JUVENILE DELINQUENT	526,458	956,457	191,821	669,614	669,614
5000861 SAFETY NET	3,039,370	3,423,188	1,802,098	3,605,573	3,605,573
5000862 EMERGENCY AID TO ADULTS	91,020	102,108	51,191	101,441	101,441
5000863 BURIALS	57,928	52,200	31,338	65,250	65,250
5000881 TANF DAY CARE	637,957	626,266	100,630	516,466	516,466
5000882 JD/PINS HOMES/INSTITUTIONS-ADC	1,039,805	939,691	221,825	1,077,642	1,077,642
5000884 POS	1,041,237	1,588,306	880,566	1,736,430	1,736,430
5000885 VA BURIALS	7,566	13,311	3,915	7,830	7,830
0000008 State Aid Totals	12,180,478	13,111,499	6,405,692	13,504,592	13,504,592
0000009 Federal Aid					
5000924 TANF	11,775,920	12,458,576	6,112,985	12,611,481	12,611,481
5000925 SOCIAL SERVICES ADMINISTRATION	206,044	68,630	128,810	63,470	63,470
5000927 FOSTER CARE (ADC)	4,396,217	4,746,722	2,355,121	4,966,489	4,966,489

REPORT:BP033

BROOME COUNTY GOVERNMENT
 REVENUE AND APPROPRIATION SUMMARY
 BY DEPARTMENT AND DIVISION

FUND: 1010 General Operating
 DEPT: 35000000 Social Services
 DIV: 07 Soc Svcs-Social Svcs Programs

Account	2012 Actuals	2013 Budget	2013 YTD Actuals As of 08/28/13	2014 Budget Requested	2014 Budget Recommended
5000928 SAFETY NET	215,857	246,672	129,829	273,312	273,312
5000929 SERVICES FOR RECIPIENTS	753,460	878,214	552,325	831,852	831,852
5000951 FEDERAL AID-HEALTH OTHER	-40,273	0	0	0	0
5000953 EAF TANF	0	0	299,806	0	0
5000954 EAF JD/PINS	1,809,136	2,415,962	997,968	2,200,362	2,200,362
5000955 EAF POS	49,594	844,843	1,046,817	844,843	844,843
5000956 JD/PINS HOMES/INSTITUTIONS-ADC	913,915	1,156,934	163,805	917,544	917,544
0000009 Federal Aid Totals	20,079,870	22,816,553	11,787,466	22,709,353	22,709,353
Rev Total for Div: 3507	34,360,239	38,085,409	19,681,642	38,270,390	38,270,390
0000040 Contractual Expenditures					
6004300 PURCHASE OF SERVICES	1,312,774	1,290,774	652,495	1,312,610	1,312,610
6004302 TANF DAY CARE	1,093,804	1,144,800	598,460	1,035,000	1,035,000
6004305 MMIS MEDICAL ASSISTANCE	39,206,775	39,172,289	25,381,526	39,564,785	39,564,785
6004306 SECURE DETENTION	288,300	600,400	54,210	440,000	440,000
6004308 TANF	11,701,381	12,255,480	8,114,104	12,463,200	12,463,200
6004309 EAF/TANF	208,304	277,500	149,799	225,000	225,000
6004311 INST PLACEMENT SCHOOL DISTRICT	834,172	650,000	661,841	850,000	850,000
6004312 FOSTER CARE HOMES/INSTITUTE-CW	1,818,647	1,767,600	1,214,225	1,951,964	1,951,964
6004313 FOSTER CARE HOMES/INSTITUTE-AD	10,118,575	9,715,420	6,218,212	10,153,689	10,153,689
6004314 FOSTER CARE NS DET (HASKINS)	642,400	668,096	445,397	668,096	668,096
6004315 FOSTER CARE NS DET OUT/COUNTY	40,033	72,750	1,562	5,000	5,000
6004316 JD/PINS INSTITUTIONS-ADC	2,071,562	2,335,710	1,000,228	1,856,120	1,856,120
6004317 JD CARE IN INSTITUTIONS	132,078	158,384	28,373	122,827	122,827
6004318 STATE TRAINING SCHOOLS	317,323	1,951,059	99,971	740,000	740,000
6004319 SAFETY NET	12,210,130	13,381,200	9,056,616	14,018,400	14,018,400
6004320 EMERGENCY AID FOR ADULTS	228,628	205,000	143,018	205,000	205,000
6004321 BURIALS	558,453	508,800	387,461	604,000	604,000
6004326 EAF/POS	1,360,221	1,289,066	731,754	1,366,186	1,366,186
6004327 EAF/FOSTER CARE	2,329,387	2,881,550	1,235,545	2,080,747	2,080,747
6004328 EAF/JD/PINS	2,887,577	3,371,396	1,210,682	2,157,071	2,157,071
6004330 VA BURIALS	69,239	126,276	48,369	88,140	88,140
6004573 OTHER FEES FOR SERVICES	751,522	925,444	391,259	732,120	732,120
0000040 Contractual Expenditures Totals	90,181,285	94,748,994	57,825,107	92,639,955	92,639,955

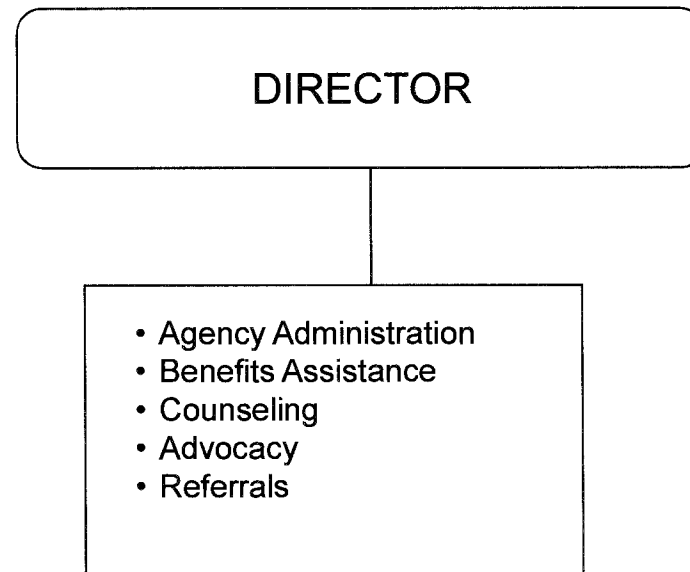
REPORT:BP033

BROOME COUNTY GOVERNMENT
REVENUE AND APPROPRIATION SUMMARY
BY DEPARTMENT AND DIVISION

FUND: 1010 General Operating
DEPT: 35000000 Social Services
DIV: 07 Soc Svcs-Social Svcs Programs

Account	2012 Actuals	2013 Budget	2013 YTD Actuals As of 08/28/13	2014 Budget Requested	2014 Budget Recommended
0000041 Chargeback Expenses					
6004610 PERSONAL SERVICES CHARGEBACKS	1,660,260	1,721,166	563,595	1,810,473	1,810,473
6004614 OTHER CHARGEBACK EXPENSES	167,418	180,000	127,362	180,000	180,000
0000041 Chargeback Expenses Totals	1,827,678	1,901,166	690,957	1,990,473	1,990,473
0000090 Transfers					
6009006 TRANSFER TO SPECIAL REV FUND	15,800	0	0	0	0
0000090 Transfers Totals	15,800	0	0	0	0
Exp Total for Div: 3507	92,024,763	96,650,160	58,516,064	94,630,428	94,630,428
Total for Div: 35000000	-57,664,524	-58,564,751	-38,834,422	-56,360,038	-56,360,038
Total for Dept: 35000000	-67,550,752	-66,280,599	-43,162,680	-65,205,283	-65,136,956

VETERANS SERVICES



VETERANS' SERVICES

MISSION STATEMENT

To provide counseling and assistance to veterans and their dependents by making them aware of federal, state and local benefits and to assist preparing, presenting and aid in the prosecution of claims governed by laws under the Department of Veterans Affairs.

DESCRIPTION

The Veterans Service Agency renders a wide variety of services to an estimated 15,000 veterans and their families, of all wars and conflicts, as well as peacetime service. Service is also extended to active duty servicemen/women and their families. Professional assistance and advice is given in the filing of applications for benefits under existing federal, state, and local laws and regulations. It is also a primary function of the office to familiarize veterans and their families of the Department of Veteran's Affairs benefits available to them.

The Veterans Service Agency assists veterans and their families in applying for such benefits as service connected compensation, nonservice connected pensions, widow benefits, referrals for VA Healthcare services, certification of documents, replacement of Separation of Military Service papers, re-employment rights, conversion of government insurance, waiver of insurance, Veterans Affairs home loan applications, tax exemption, insurance benefits, headstones or markers, burial benefits, memorial flags, military funerals, and death gratuity pay.

2014 OBJECTIVES

- Coordinate all veterans groups, service organizations in Broome County and County departments to maximize service to veterans and minimize duplication of efforts.

- Review nursing home cases to ensure that veterans and widows are receiving accurate pensions and attendance allowance.
- Review Military Service eligibility for indigent burials of honorably discharged veterans, as well as family members who have died without sufficient means to afford funeral expenses.
- Ensure all honorably discharged veterans' graves have adequate flag holders, flags and headstones for those without markers.
- Maintain professional counseling and make appropriate referrals for veteran's healthcare and mental health evaluations.
- Maintain education in veterans' benefits and a good veterans' benefits library to better assist veterans in applying for, maintaining, and appealing adverse decisions regarding benefits.
- Continue striving to expand services by conducting home visits to veterans and dependents whose disabilities inhibit their ability to leave their home, and counseling veterans at the local outreach center.

2014 BUDGET HIGHLIGHTS

- In providing advocacy services and representation in the development and presentation of claims before the Department of Veterans Affairs, the Veterans Service Agency has played a pivotal role in improving the economic well being of veterans and their dependents residing in Broome County. According to statistics released by the Office of Policy, Planning, and Preparedness of the Department of Veterans Affairs, total expenditures in fiscal year 2012 was \$26,104,000 in compensation and pension payments made to Broome County veterans and dependents. This is accomplished by aggressive representation and advocacy services provided to Broome County's estimated 15,000 veterans.

- The Compensation and Pension category includes expenditures for the following programs: Disability for service-connected injuries; dependency and indemnity compensation for spouses due to veterans' service-connected deaths; pension for non-service connected disabilities; burial benefits; and other benefits to veterans and their survivors.
- In our continual effort to provide enhanced services to our veterans, this office continues to provide support to the Disabled American Veterans Transportation Service. The DAV transport is composed of volunteer drivers operating a shuttle service from veteran's homes to the Binghamton VA Outpatient Clinic and the Syracuse VA Medical Center. The vehicles, fuel, and maintenance are provided by the Syracuse VA Medical Center.
- In Addition, we are pleased to introduce a new DAV van to our existing fleet of two vehicles transporting an estimated 2,000 veterans annually to their VA medical appointments.
- Working with officials at the Broome County airport, a new veteran's lounge was established providing service members a relaxing environment while returning home on leave or traveling back to their duty stations.

VETERANS SERVICES

<u>Title of Position</u>	<u>Grade/Unit</u>	<u>2012 Actuals</u>	<u>As of 8/24/2013 Current Authorized</u>	<u>2014 Requested</u>	<u>2014 Recommended</u>
<u>FULL TIME</u>					
Veterans Director	24 Admin	1	1	1	1
Keyboard Specialist	8 CSEA	<u>0</u>	<u>1</u>	<u>1</u>	<u>1</u>
Total Full-Time Positions		1	2	2	2
<u>PART TIME</u>					
Total Part-Time Positions		0	0	0	0
TOTAL POSITIONS		1	2	2	2

REPORT:BP032

BROOME COUNTY GOVERNMENT
REVENUE AND APPROPRIATION SUMMARY BY DEPARTMENT

FUND: 1010 General Operating
DEPT: 36000000 Veterans Services

Account	2012 Actuals	2013 Budget	2013 YTD Actuals As of 08/28/13	2014 Budget Requested	2014 Budget Recommended
0000002 Departmental Income					
5000224 TRANSFER TAX	281,163	375,000	158,322	275,000	275,000
0000002 Departmental Income Total	<u>281,163</u>	<u>375,000</u>	<u>158,322</u>	<u>275,000</u>	<u>275,000</u>
0000007 Misc Interfund Revenues					
5000561 TRANSFER FROM RESERVE FUND	0	210,456	210,456	235,040	235,040
0000007 Misc Interfund Revenues Total	<u>0</u>	<u>210,456</u>	<u>210,456</u>	<u>235,040</u>	<u>235,040</u>
0000008 State Aid					
5000867 VETERANS SERVICE AGENCIES	12,982	12,982	12,793	12,982	12,982
0000008 State Aid Total	<u>12,982</u>	<u>12,982</u>	<u>12,793</u>	<u>12,982</u>	<u>12,982</u>
Rev Totals for Dept: 36000000	<u>294,145</u>	<u>598,438</u>	<u>381,571</u>	<u>523,022</u>	<u>523,022</u>
0000010 Personal Service					
6001000 SALARIES FULL-TIME	85,353	87,944	55,121	88,895	88,895
6001002 SALARIES TEMPORARY	11,218	10,056	7,181	12,467	12,467
0000010 Personal Service Totals	<u>96,571</u>	<u>98,000</u>	<u>62,302</u>	<u>101,362</u>	<u>101,362</u>
0000040 Contractual Expenditures					
6004010 BOOKS AND SUBSCRIPTIONS	343	400	817	400	400
6004012 OFFICE SUPPLIES	738	500	646	500	500
6004105 DUES AND MEMBERSHIPS	60	100	0	100	100
6004106 GENERAL OFFICE EXPENSES	1,269	1,000	446	1,000	1,000
6004146 SUBCONTRACTED PROGRAM EXPENSE	0	200,000	16,170	150,000	150,000
6004147 OTHER PROGRAM EXPENSE	12,396	15,000	12,502	15,000	15,000
6004160 MILEAGE AND PARKING-LOCAL	0	50	0	50	50
6004161 TRAVEL HOTEL AND MEALS	146	1,000	0	1,000	1,000
0000040 Contractual Expenditures Totals	<u>14,952</u>	<u>218,050</u>	<u>30,581</u>	<u>168,050</u>	<u>168,050</u>

REPORT:BP032

BROOME COUNTY GOVERNMENT
REVENUE AND APPROPRIATION SUMMARY BY DEPARTMENT

FUND: 1010 General Operating
DEPT: 36000000 Veterans Services

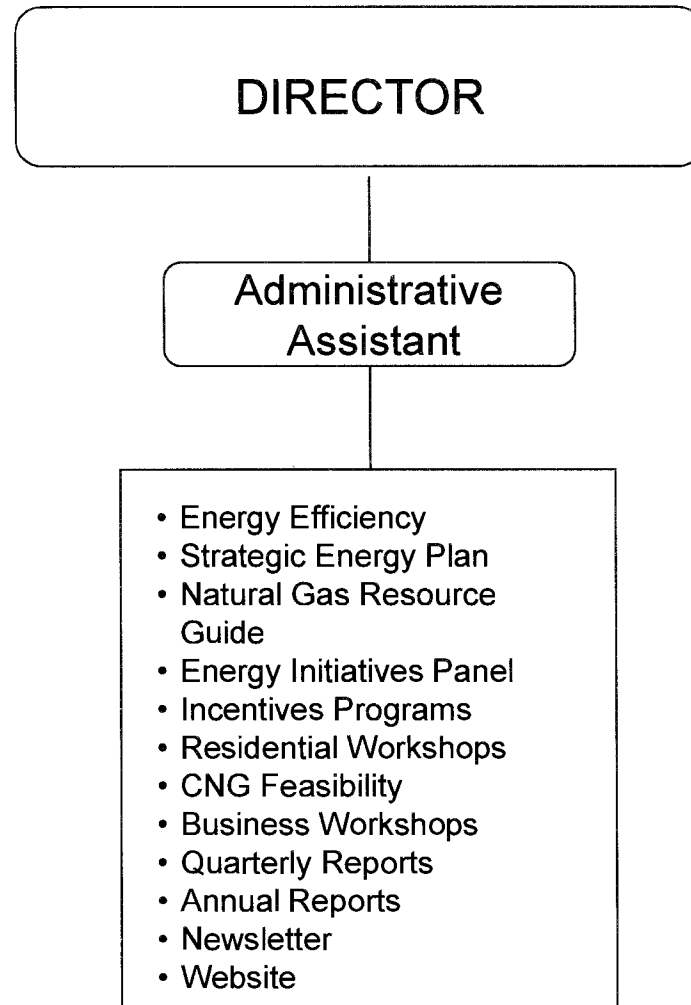
Account	2012 Actuals	2013 Budget	2013 YTD Actuals As of 08/28/13	2014 Budget Requested	2014 Budget Recommended
0000041 Chargeback Expenses					
6004602 INSURANCE PREMIUM CHARGEBACK	165	123	123	128	128
6004621 BUILDING AND LAND RENTAL CHARG	14,450	14,450	0	14,450	14,450
6004630 VA BURIALS CHARGEBACK	55,698	112,989	31,687	80,334	80,334
0000041 Chargeback Expenses Totals	70,313	127,562	31,810	94,912	94,912
0000080 Employee Benefits					
6008001 STATE RETIREMENT	17,153	18,688	13,417	20,357	20,357
6008002 SOCIAL SECURITY	7,234	6,728	4,651	6,800	6,800
6008004 WORKERS COMPENSATION	558	571	286	551	551
6008006 LIFE INSURANCE	38	38	20	30	30
6008007 HEALTH INSURANCE	10,978	11,604	7,590	12,363	12,363
6008009 RETIREE HEALTH INSURANCE	15,374	17,068	11,379	18,519	18,519
6008010 DISABILITY INSURANCE	127	129	81	78	78
0000080 Employee Benefits Totals	51,462	54,826	37,424	58,698	58,698
0000090 Transfers					
6009002 TRANSFER TO GRANT FUND	100,000	100,000	100,000	100,000	100,000
0000090 Transfers Totals	100,000	100,000	100,000	100,000	100,000
Exp Totals for Dept: 36000000	333,298	598,438	262,117	523,022	523,022
Total for Dept: 36000000	-39,153	0	119,454	0	0

**THIS PAGE IS
INTENTIONALLY LEFT BLANK**

HOME AND COMMUNITY SERVICES

<u>DEPARTMENT/DIVISION</u>	<u>PAGE</u>
Office of Energy Development	360
Planning and Economic Development	365
Solid Waste Management	372

OFFICE OF ENERGY DEVELOPMENT



OFFICE OF ENERGY DEVELOPMENT

MISSION STATEMENT

The mission of the Office of Energy Development is to advance initiatives to increase energy efficiency and reduce energy costs for Broome County government, businesses and residents. The Office will achieve these goals through education, development and promotion of alternative fuels, renewable energy sources and cost-savings programs.

DESCRIPTION

The Office of Energy Development was established by Legislative Resolution in February 2009 to become a County resource for energy related issues. This office proactively works at reducing and conserving energy, developing new energy sources and substituting high cost and high polluting energy for low cost and low polluting energy. This office also provides research and offers guidance on energy initiatives related to conventional energy, alternative energy, renewable energy and safe and environmentally responsible natural gas drilling.

2014 OBJECTIVES

- Advise and educate the County Executive and Legislature on energy related issues.
- Collaborate with County departments on energy projects.
- Produce community events and seminars to educate residents and businesses on energy-related programs.

- Pursue state, federal and other grant funding related to energy related projects.
- Pursue state, federal and other incentive programs related to energy related projects.
- Continue bi-monthly electronic newsletter.
- Hold quarterly Energy Initiatives Panel meetings.
- Maintain website.
- Continue to develop and implement energy strategy for County.
- Continue to develop and update resource guide for natural gas.
- Outreach to municipalities and private sector regarding reducing energy consumption, energy efficiency and reducing energy costs.

2014 BUDGET HIGHLIGHTS

- Continue to develop the office without the use tax payer dollars. The office is funded by a 50/50 split between the County and the Broome County IDA. The County's share comes from the Hotel/Motel Occupancy Tax Reserve Account.

46010007 OFFICE OF ENERGY DEVELOPMENT

<u>Title of Position</u>	<u>Grade/Unit</u>	<u>2012 Actuals</u>	<u>As of 8/24/2013 Current Authorized</u>	<u>2014 Requested</u>	<u>2014 Recommended</u>
<u>FULL TIME</u>					
Director	A Admin	0	1	1	1
Admin. Assist. to the County Executive	12 Admin	<u>0</u>	<u>0</u>	<u>1</u>	<u>1</u>
Total Full-Time Positions		0	1	2	2
<u>PART TIME</u>					
Energy Initiatives Coordinator	22 Admin	<u>0</u>	<u>1</u>	<u>0</u>	<u>0</u>
Total Part-Time Positions		0	1	0	0
TOTAL POSITIONS		0	2	2	2

BROOME COUNTY GOVERNMENT
 REVENUE AND APPROPRIATION SUMMARY BY DEPARTMENT

FUND: 1010 General Operating
 DEPT: 46000000 Office of Energy Development

Account	2012 Actuals	2013 Budget	2013 YTD Actuals As of 08/28/13	2014 Budget Requested	2014 Budget Recommended
0000001 Tax Items					
5000012 OCC TAX ECO DEV	0	0	0	100,000	100,000
0000001 Tax Items Total	0	0	0	100,000	100,000
0000002 Departmental Income					
5000426 MISCELLANEOUS	0	0	50,000	100,000	100,000
0000002 Departmental Income Total	0	0	50,000	100,000	100,000
0000007 Misc Interfund Revenues					
5000561 TRANSFER FROM RESERVE FUND	0	0	100,000	0	0
0000007 Misc Interfund Revenues Total	0	0	100,000	0	0
Rev Totals for Dept: 46000000	0	0	150,000	200,000	200,000
0000010 Personal Service					
6001000 SALARIES FULL-TIME	0	92,387	27,656	90,903	90,903
6001001 SALARIES PART-TIME	0	0	8,642	0	0
6001002 SALARIES TEMPORARY	0	0	27,767	0	0
0000010 Personal Service Totals	0	92,387	64,065	90,903	90,903
0000040 Contractual Expenditures					
6004010 BOOKS AND SUBSCRIPTIONS	0	1,000	0	1,000	1,000
6004012 OFFICE SUPPLIES	0	4,625	529	700	700
6004056 COMPUTER EQUIPMENT(NON CAPITAL)	0	5,000	0	3,028	3,028
6004100 POSTAGE AND FREIGHT	0	500	0	500	500
6004105 DUES AND MEMBERSHIPS	0	1,000	0	1,000	1,000
6004160 MILEAGE AND PARKING-LOCAL	0	1,000	120	1,000	1,000
6004161 TRAVEL HOTEL AND MEALS	0	10,000	40	5,000	5,000
6004162 EDUCATION AND TRAINING	0	5,000	80	2,500	2,500
6004196 COPYING MACHINE RENTALS	0	1,500	0	0	0
6004255 CONTRACTED SERVICES	0	45,000	6,738	43,058	43,058

REPORT:BP032

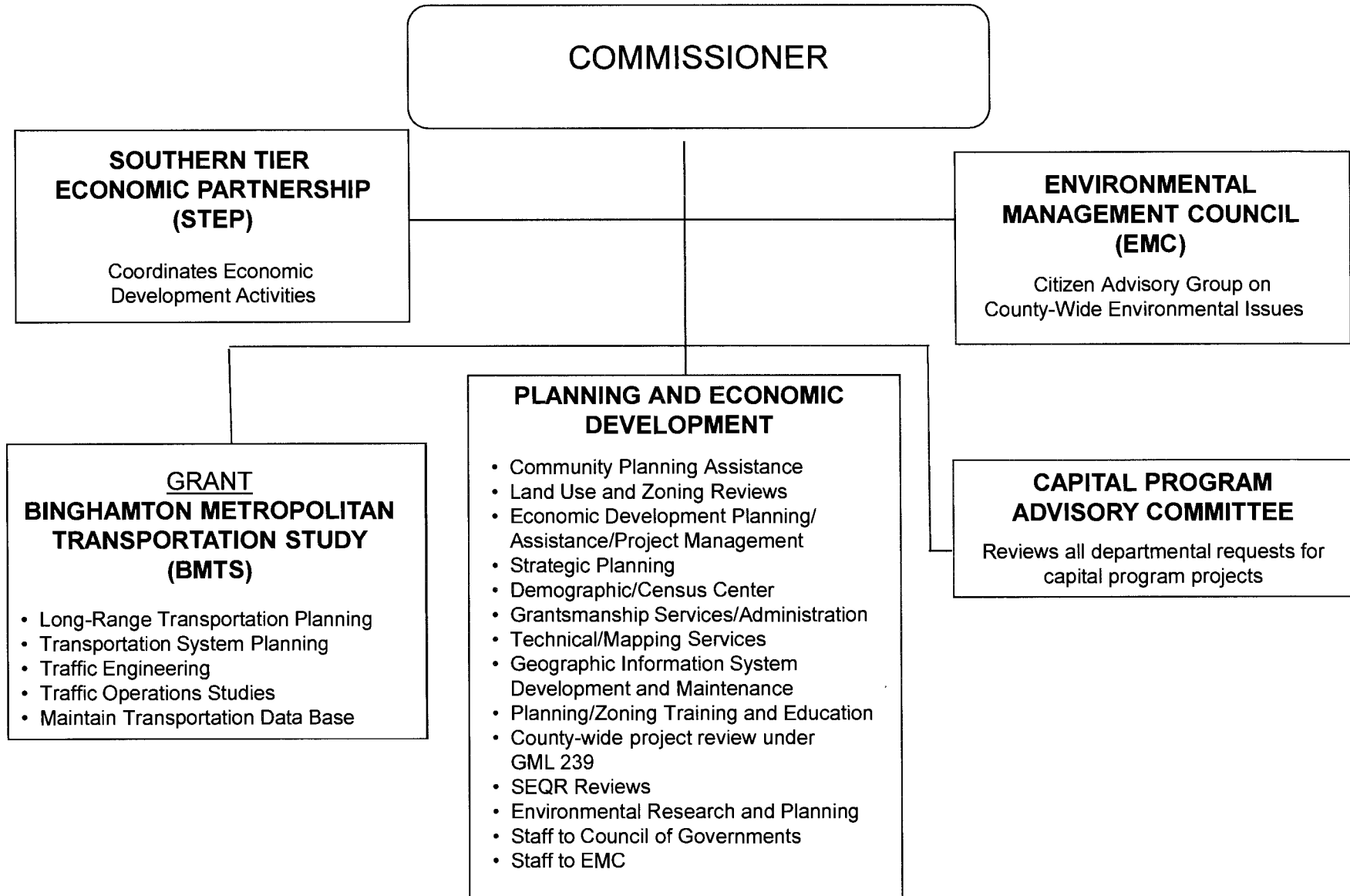
BROOME COUNTY GOVERNMENT
REVENUE AND APPROPRIATION SUMMARY BY DEPARTMENT

FUND: 1010 General Operating

DEPT: 46000000 Office of Energy Development

Account	2012 Actuals	2013 Budget	2013 YTD Actuals As of 08/28/13	2014 Budget Requested	2014 Budget Recommended
0000040 Contractual Expenditures Totals	0	74,625	7,507	57,786	57,786
0000041 Chargeback Expenses					
6004602 INSURANCE PREMIUM CHARGEBACK	0	500	0	31	31
6004618 OFFICE SUPPLIES CHARGEBACK	0	0	69	20,000	20,000
0000041 Chargeback Expenses Totals	0	500	69	20,031	20,031
0000080 Employee Benefits					
6008001 STATE RETIREMENT	0	19,401	10,900	17,525	17,525
6008002 SOCIAL SECURITY	0	7,068	4,801	6,955	6,955
6008004 WORKERS COMPENSATION	0	0	0	521	521
6008006 LIFE INSURANCE	0	38	18	30	30
6008007 HEALTH INSURANCE	0	5,981	5,162	6,249	6,249
0000080 Employee Benefits Totals	0	32,488	20,881	31,280	31,280
Exp Totals for Dept: 46000000	0	200,000	92,522	200,000	200,000
Total for Dept: 46000000	0	-200,000	57,478	0	0

PLANNING & ECONOMIC DEVELOPMENT



PLANNING & ECONOMIC DEVELOPMENT

MISSION STATEMENT

To enhance the sound and orderly economic, physical and environmental development of Broome County and its constituent municipalities. Provide technical planning and environmental services and assistance to the County Executive, County Legislature and municipal jurisdictions and by implementing projects and programs designed to improve the economy, environment and physical infrastructure of the County.

DESCRIPTION

The Department of Planning and Economic Development extends professional services to Broome County Government, its departments and municipalities as well as to other public and private entities. Its three Divisions, the Division of Planning & Economic Development, Environmental Management Council and Binghamton Metropolitan Transportation Study, provide assistance in land-use planning, zoning, grantsmanship, economic development, transportation planning, environmental studies and recommendations, 239 Reviews, community assistance, GIS Mapping and research and infrastructure development. Advisory guidance is provided by the Southern Tier Economic Partnership, Environmental Management Council and BMTS Advisory Committee.

2014 OBJECTIVES

- Closely collaborate with economic development entities in the region to continue implementation of a coordinated approach to economic development.
- Effectively manage the Hotel-Motel fund to maximize its impact by leveraging the fund with other resources

- Assist with the County's response to natural gas exploration and extraction with an emphasis on mitigating impacts and maximizing the economic gain
- Aggressively pursue state, federal and other grant funding to meet County goals and objectives.
- Work with municipal officials to coordinate 239 reviews, zoning and subdivision reviews.
- Administer the expanded Susquehanna Heritage Area program to protect and preserve our cultural resources
- Conduct training and workshops for municipal officials.
- Continue to expand the County's GIS capabilities
- Collaborate with local municipalities to carry out the Local Waterfront Revitalization Plan
- Begin implementation of the County-Wide Comprehensive Plan action plan.
- Coordinate implementation of the recently completed FEMA mandated update to the Multi-Jurisdictional Hazard Mitigation Plan
- Continued implementation of federally mandated Stormwater Management Plan
- Initiate Step III of the Brandywine Corridor BOA.
- Complete Step III of the Endicott Johnson Industrial Spine BOA.
- Oversee construction and start-up of Southern Tier Regional Farmer's Market
- Assist with construction of Airport Corridor sewer line
- Continue to coordinate the Flood Task Force, administer flood related grant programs, and evaluate and implement new and better flood mitigation strategies.
- Continue collaboration with Village Centers and the Western Broome Roundtable.

2014 BUDGET HIGHLIGHTS

- Continue the effective collaboration with the Broome County Industrial Development Agency for economic development services
- Initiate the second inter-municipal agreement for GIS Services with the City of Binghamton

37000007 PLANNING & ECONOMIC DEVELOPMENT

<u>Title of Position</u>	<u>Grade/Unit</u>	<u>2012 Actuals</u>	<u>As of 8/24/2013 Current Authorized</u>	<u>2014 Requested</u>	<u>2014 Recommended</u>
<u>FULL TIME</u>					
Comm. Of Planning & Economic Development	H Admin	1	1	1	1
GIS Administrator	24 BAPA	1	1	1	1
Chief Planner	23 BAPA	1	1	1	1
Senior Planner	21 CSEA	2	2	2	2
Senior Environmental Planner *	21 CSEA	1	1	1	1
Sr. Account Clerk	9 CSEA	<u>1</u>	<u>1</u>	<u>1</u>	<u>1</u>
Total Full-Time Positions		7	7	7	7
<u>PART TIME</u>					
Total Part-Time Positions		0	0	0	0
TOTAL POSITIONS		7	7	7	7

* One position unfunded since 2011

BROOME COUNTY GOVERNMENT
 REVENUE AND APPROPRIATION SUMMARY BY DEPARTMENT

FUND: 1010 General Operating
 DEPT: 37000000 Planning and Econ Development

Account	2012 Actuals	2013 Budget	2013 YTD Actuals As of 08/28/13	2014 Budget Requested	2014 Budget Recommended
0000002 Departmental Income					
5000176 RENTAL CONTRACTS	15,840	15,840	10,560	15,840	15,840
5000189 OTHER LOCAL GOVERNMENTS	0	4,000	0	0	0
0000002 Departmental Income Total	15,840	19,840	10,560	15,840	15,840
0000006 Sale of Prop and Comp for Loss					
5000513 MINOR SALES - PLANNING	4,254	10,000	3,730	5,000	5,000
0000006 Sale of Prop and Comp for Loss Total	4,254	10,000	3,730	5,000	5,000
Rev Totals for Dept: 37000000	20,094	29,840	14,290	20,840	20,840
0000010 Personal Service					
6001000 SALARIES FULL-TIME	348,071	358,489	222,976	367,052	367,052
6001002 SALARIES TEMPORARY	1,189	0	0	0	0
0000010 Personal Service Totals	349,260	358,489	222,976	367,052	367,052
0000040 Contractual Expenditures					
6004010 BOOKS AND SUBSCRIPTIONS	1,295	1,500	999	1,500	1,500
6004012 OFFICE SUPPLIES	1,194	1,500	960	1,500	1,500
6004055 COMPUTER SOFTWARE AND SUPPLIES	0	1,000	0	1,000	1,000
6004100 POSTAGE AND FREIGHT	107	800	117	800	800
6004105 DUES AND MEMBERSHIPS	11,295	12,400	12,055	13,400	13,400
6004106 GENERAL OFFICE EXPENSES	1,324	2,300	89	2,300	2,300
6004137 ADVERTISING AND PROMOTION EXPE	824	500	1,926	500	500
6004138 OTHER OPERATIONAL EXPENSES	1,097	2,159	100	2,159	2,159
6004160 MILEAGE AND PARKING-LOCAL	5	100	0	100	100
6004161 TRAVEL HOTEL AND MEALS	284	500	116	800	800
6004162 EDUCATION AND TRAINING	636	1,500	136	1,500	1,500
6004169 DAY TRIP MEAL REIMBURSEMENT	17	700	0	300	300
6004196 COPYING MACHINE RENTALS	-389	3,800	849	3,800	3,800
6004255 CONTRACTED SERVICES	84,944	136,000	49,341	136,000	136,000
0000040 Contractual Expenditures Totals	102,633	164,759	66,688	165,659	165,659

REPORT:BP032

BROOME COUNTY GOVERNMENT
REVENUE AND APPROPRIATION SUMMARY BY DEPARTMENT

FUND: 1010 General Operating

DEPT: 37000000 Planning and Econ Development

Account	2012 Actuals	2013 Budget	2013 YTD Actuals As of 08/28/13	2014 Budget Requested	2014 Budget Recommended
0000041 Chargeback Expenses					
6004602 INSURANCE PREMIUM CHARGEBACK	1,995	1,397	699	497	497
6004615 GASOLINE CHARGEBACK	536	800	-14	750	750
6004616 FLEET SERVICE CHARGEBACK	668	1,890	1,556	2,231	2,231
0000041 Chargeback Expenses Totals	3,199	4,087	2,241	3,478	3,478
0000060 Principal on Indebtedness					
6006008 PRINCIPAL ON CAPITAL LEASE	1,100	0	0	0	0
0000060 Principal on Indebtedness Totals	1,100	0	0	0	0
0000070 Interest on Indebtedness					
6007005 INTEREST ON CAPITAL LEASE	562	0	0	0	0
0000070 Interest on Indebtedness Totals	562	0	0	0	0
0000080 Employee Benefits					
6008001 STATE RETIREMENT	58,455	76,179	52,806	84,834	84,834
6008002 SOCIAL SECURITY	25,910	27,425	16,236	28,339	28,339
6008004 WORKERS COMPENSATION	2,911	5,072	1,066	5,117	5,117
6008006 LIFE INSURANCE	115	114	60	90	90
6008007 HEALTH INSURANCE	38,397	53,569	34,537	46,998	46,998
6008009 RETIREE HEALTH INSURANCE	37,294	40,004	28,957	45,574	45,574
6008010 DISABILITY INSURANCE	388	387	244	234	234
6008011 UNEMPLOYMENT INSURANCE	2,430	0	709	0	0
6008013 HEALTH INS - RETIRE INCENTIVE	2,709	0	0	0	0
0000080 Employee Benefits Totals	168,609	202,750	134,615	211,186	211,186
0000090 Transfers					
6009002 TRANSFER TO GRANT FUND	50,000	55,000	0	55,000	55,000
0000090 Transfers Totals	50,000	55,000	0	55,000	55,000

REPORT:BP032

BROOME COUNTY GOVERNMENT
REVENUE AND APPROPRIATION SUMMARY BY DEPARTMENT

FUND: 1010 General Operating
DEPT: 37000000 Planning and Econ Development

Account	2012 Actuals	2013 Budget	2013 YTD Actuals As of 08/28/13	2014 Budget Requested	2014 Budget Recommended
Exp Totals for Dept: 37000000	675,363	785,085	426,520	802,375	802,375
Total for Dept: 37000000	-655,269	-755,245	-412,230	-781,535	-781,535

SOLID WASTE MANAGEMENT

COMMISSIONER OF PUBLIC WORKS

DEPUTY COMMISSIONER OF DPW – SOLID WASTE MANAGEMENT

RECYCLING

- County-wide Recycling Program:
 - Broome Recycling Contract
 - Curbside & Drop-off sites
 - Education & Outreach
 - Technical Assistance
 - Market Research
 - Pilot Projects
- Hazardous Waste Program:
 - HW Hauler Contract
 - Facility Operations
 - Residential Program
 - Commercial/Institutional Program
 - Site Health/Safety
 - Education & Outreach
 - Battery Drop-off
- Medical Waste Program
- Grant Applications

GRANTS

- Municipal Waste Reduction & Recycling Coordinator
- EPF Recycling Equipment
- Household Hazardous Waste (HHW) State Assistance Program

ADMINISTRATION

- Fiscal Management
- Engineering Oversight
- Planning and Development
- Landfill Design/Permitting
- Host Community Benefits
- Buffer Property Management
- Resource Recovery Liaison
- Local Law Implementation
- Grant Management
- Legal Counsel

LANDFILLING

- Operations:
 - Landfilling & Daily Cover
 - Scale Revenues & Billing
 - Hauler/Customer Service
 - Hauler Permitting/Assistance
 - Recycling and Composting
 - Pallet/Mulch Processing
 - Leachate Hauling
 - Residential Drop-off Service
 - Groundwater Monitoring
 - Equipment, Building & Ground Maintenance
 - Bird Mitigation, Illegal Dumping, Nuisance Control
 - Contract Administration
- Leachate Treatment Facility
- Landfill Gas Management & Electrical Generation
- Landfill Closure/Remediation
- Implementation of Grant Programs

GRANTS

- Title 3 Grant (Colesville Landfill)
- (EQBA) Colesville Landfill Closure
- (EQBA) Grants

SOLID WASTE MANAGEMENT –

MISSION STATEMENT

To provide the community with an integrated program for managing solid waste in an economically sound and environmentally safe manner.

DESCRIPTION

Since its inception in 1989, the Division of Solid Waste Management has been responsible for the evolution of the system of financing the County's solid waste operations, from a property tax-supported service with tipping fees covering only a modest portion of the program costs, to a full-fledged "enterprise fund" where the cost of current operations are financed through user fees.

Within the framework of ongoing changes to State and Federal regulations governing the solid waste industry, the Division of Solid Waste Management has effectively contained costs, remaining economically competitive while still remaining in compliance.

The landfill is operated in an efficient manner that focuses on maximum compaction of the waste, which results in the most effective use of airspace. With respect to recycling goals mandated by New York State in the Solid Waste Management Act of 1988, Broome County has already exceeded the State recycling goal.

A solid waste management system is critical to Broome County's infrastructure in order to support public health, safety and welfare interests in the County and to preserve the County's present and future economic development potential. Safe, environmentally sound and stable solid waste disposal is not only critical to the residents of this County; it is essential to commercial and industrial entities that would do business in our community.

The Division of Solid Waste Management oversees:

- Implementation of the comprehensive Broome County Solid Waste Management System.
- The County's material recovery programs including reduction, reuse, recycling, and composting.
- The operations and maintenance of the County's sanitary landfill and solid waste disposal facilities which serve the entire County and are located at the intersection of the towns of Barker, Maine and Nanticoke.
- The implementation and management of all charges and/or user fees imposed by the County Legislature for solid waste disposal or handling.
- The coordination of all engineering services for the County's Solid Waste Management operations.
- The procurement, evaluation, and selection for the Legislature's consideration such firms as necessary to provide professional services in connection with the County's solid waste management programs.
- Public education and outreach to all County residents and businesses.
- A Materials Recovery Facility (MRF) located in the City of Binghamton, 19 Emma Street and operated by WM/Recycle America
- Operate and maintain a permanent household hazardous waste (HHW) facility to provide proper disposal of hazardous waste and end of use electronics from residence and Conditionally Exempt Small Quantity Generators (CESQG).

OBJECTIVES

- Continue to administer the solid waste management system for our community.
- Manage gas and leachate collection efficiently and effectively.
- Maximize the generation of electricity from the collection of additional landfill gas.
- To minimize the release of greenhouse gases and participate in federal “cap and trade” programs to the extent feasible.
- Increase the leaf and yard waste-composting program at the landfill and investigate food waste composting opportunities.
- Continue efficient management of the Hazardous Waste Facility and Leachate Treatment Facility.
- Continue management of the Countywide-recycling program.
- Continue improvement of the Division’s comprehensive health and safety programs.
- Continue to maximize compaction techniques in the landfill in order to make the most efficient use of airspace.
- Match revenue with expense.
- Operate our leachate treatment facility as efficiently as possible and evaluate alternative opportunities for leachate management and disposal.
- Continue the investigation of Alternative Daily Cover options.
- Investigate future grant opportunities
- Increase sustainability through the establishment of an Eco Center featuring a community giveback and reuse of building materials.
- Continue to maintain a free bulky rigid plastics recycling drop-off program to increase waste diversion and recycling.

2014 HIGHLIGHT

- There is an increase in all pertaining materials from 40 dollars per ton to 45 dollars per ton.

38010007 **SOLID WASTE MANAGEMENT**
 38040007
 38050007

Title of Position	<u>Grade/Unit</u>	<u>2012 Actuals</u>	<u>As of 8/24/2013 Current Authorized</u>	<u>2014 Requested</u>	<u>2014 Recommended</u>
<u>Full Time</u>					
Deputy Commissioner of PW - Solid Waste Management*	F Admin	1	1	1	1
Materials Recovery Manager	21 CSEA	1	1	1	1
Solid Waste Management Specialist	21 CSEA	1	1	1	1
Solid & Hazardous Waste Facility Tech.	19 CSEA	1	1	1	1
Secretary	13 CSEA	1	1	0	0
Sanitary Landfill Supervisor	AFSCME	1	1	1	1
Equipment Mechanic III	AFSCME	1	1	1	1
Laborer	AFSCME	3	3	3	3
Landfill Clerk	AFSCME	3	3	3	3
Motor Equipment Operator III**	AFSCME	8	8	8	8
Motor Equipment Operator II	AFSCME	1	1	1	1
Total Full-Time Positions		22	22	21	21
<u>Part Time</u>					
Total Part-Time Positions		0	0	0	0
TOTAL POSITIONS		22	22	21	21

* Unfund in 2014

**Unfunded since 2012 funded in 2014

REPORT:BP032

BROOME COUNTY GOVERNMENT
REVENUE AND APPROPRIATION SUMMARY BY DEPARTMENT

FUND: 2020 SWM Operating

DEPT: 38000000 Solid Waste Management

Account	2012 Actuals	2013 Budget	2013 YTD Actuals As of 08/28/13	2014 Budget Requested	2014 Budget Recommended
0000002 Departmental Income					
5000189 OTHER LOCAL GOVERNMENTS	16,844	35,000	9,806	21,000	21,000
5000223 TIPPING FEES	7,699,385	8,428,515	4,460,956	9,085,116	9,085,116
5000225 DISPOSAL FEES	30,177	41,250	23,142	41,250	41,250
5000333 OTHER DEPARTMENTAL CHARGEBACK	23,275	29,900	0	30,000	30,000
5000400 DEPRECIATION CHARGEBACK	34,421	0	0	0	0
5000426 MISCELLANEOUS	39,755	43,500	-18,623	41,400	41,400
5000431 MISCELLANEOUS	62,569	96,930	57,522	119,687	119,687
5000440 CHARGEBACK OF SERVICES PROVIDE	12,767	9,800	7,809	13,100	13,100
0000002 Departmental Income Total	7,919,193	8,684,895	4,540,612	9,351,553	9,351,553
0000003 Use of Money					
5000451 INTEREST AND EARNINGS	14,276	40,000	12,070	14,250	14,250
0000003 Use of Money Total	14,276	40,000	12,070	14,250	14,250
0000004 Licenses and Permits					
5000481 PERMITS	27,889	29,235	22,101	30,355	30,355
0000004 Licenses and Permits Total	27,889	29,235	22,101	30,355	30,355
0000006 Sale of Prop and Comp for Loss					
5000510 SALE OF SCRAP & EXCESS MATERIA	43,890	66,500	30,702	54,250	54,250
5000518 SALE OF EQUIPMENT	3,441	0	0	0	0
0000006 Sale of Prop and Comp for Loss Total	47,331	66,500	30,702	54,250	54,250
0000007 Misc Interfund Revenues					
5000532 PREMIUM & ACCRUED INT ON OBLIG	62,756	0	72,867	0	0
5000534 TRANSFER FROM INSURANCE RESERV	5,071	2,152	2,236	0	0
5000570 EARNINGS ON TEMPORARY INVESTME	12,551	0	0	0	0
5000600 CAPITAL CONTRIBUTIONS	23,751	0	0	0	0
0000007 Misc Interfund Revenues Total	104,129	2,152	75,103	0	0
0000008 State Aid					
5000808 OTHER STATE AID	210,556	143,485	0	129,522	129,522

BROOME COUNTY GOVERNMENT
REVENUE AND APPROPRIATION SUMMARY BY DEPARTMENT

FUND: 2020 SWM Operating
DEPT: 38000000 Solid Waste Management

Account	2012 Actuals	2013 Budget	2013 YTD Actuals As of 08/28/13	2014 Budget Requested	2014 Budget Recommended
0000008 State Aid Total	210,556	143,485	0	129,522	129,522
0000009 Federal Aid					
5000952 ARRA DEBT REIMBURSEMENT	60,617	60,616	17,486	60,616	60,616
0000009 Federal Aid Total	60,617	60,616	17,486	60,616	60,616
Rev Totals for Dept: 38000000	8,383,991	9,026,883	4,698,074	9,640,546	9,640,546
0000010 Personal Service					
6001000 SALARIES FULL-TIME	1,011,105	1,011,867	487,868	972,194	972,194
6001002 SALARIES TEMPORARY	131,198	115,004	93,987	136,509	136,509
6001003 SALARIES OVERTIME	33,393	45,016	33,037	46,350	46,350
6001004 SALARIES SHIFT DIFFERENTIAL	777	1,045	590	1,045	1,045
6001006 OUT OF TITLE PAY	13,505	14,203	10,228	14,648	14,648
6001009 OTHER PERSONNEL SERVICES	3,056	3,500	3,075	3,500	3,500
0000010 Personal Service Totals	1,193,034	1,190,635	628,785	1,174,246	1,174,246
0000020 Equipment and Capital Outlay					
6002303 CONSTRUCTION MOTOR EQUIPMENT	0	250,000	0	330,000	330,000
0000020 Equipment and Capital Outlay Totals	0	250,000	0	330,000	330,000
0000040 Contractual Expenditures					
6004000 MAT & SUPPLIES-SURFACE TREAT	28,448	58,000	7,048	233,000	233,000
6004001 MAT & SUPPLIES-SIGNS & POSTS	0	1,000	0	1,000	1,000
6004010 BOOKS AND SUBSCRIPTIONS	506	1,134	644	1,140	1,140
6004011 DUPLICATING AND PRINTING RM SU	1,148	1,500	777	1,500	1,500
6004012 OFFICE SUPPLIES	3,440	5,214	1,681	5,100	5,100
6004021 BLDG MAINTENANCE SUPPLIES	2,470	6,000	1,065	5,000	5,000
6004022 FUEL AND HEATING SUPPLIES	17,943	30,030	10,264	20,800	20,800
6004023 BLDG AND GROUNDS SUPPLIES	3,219	2,600	462	3,400	3,400
6004030 FOOD AND BEVERAGES	20	300	0	250	250

REPORT:BP032

BROOME COUNTY GOVERNMENT
REVENUE AND APPROPRIATION SUMMARY BY DEPARTMENT

FUND: 2020 SWM Operating

DEPT: 38000000 Solid Waste Management

Account	2012 Actuals	2013 Budget	2013 YTD Actuals As of 08/28/13	2014 Budget Requested	2014 Budget Recommended
6004040 MOTOR EQUIPMENT SUPPLIES	109,312	200,000	54,919	200,000	200,000
6004041 PHOTOGRAPHIC SUPPLIES	0	100	0	100	100
6004045 TRAINING AND EDUCATIONAL SUPPL	355	1,600	0	1,600	1,600
6004046 GAS OIL GREASE AND DIESEL FUEL	288,384	348,000	207,234	340,003	340,003
6004047 TIRES AND TUBES	8,066	36,500	2,973	32,000	32,000
6004048 MISC OPERATIONAL SUPPLIES	94,709	102,530	54,865	112,790	112,790
6004049 LEACHATE SUPPLIES	11,265	32,500	13,849	25,000	25,000
6004052 UNIFORMS	0	2,800	0	2,800	2,800
6004054 SAFETY SUPPLIES	5,112	8,800	1,511	6,550	6,550
6004055 COMPUTER SOFTWARE AND SUPPLIES	1,804	2,000	0	2,000	2,000
6004056 COMPUTER EQUIPMENT(NON CAPITAL	466	0	0	0	0
6004100 POSTAGE AND FREIGHT	720	1,150	147	1,150	1,150
6004105 DUES AND MEMBERSHIPS	1,491	1,225	1,133	1,320	1,320
6004106 GENERAL OFFICE EXPENSES	90	105	0	105	105
6004112 BLDG GROUNDS AND EQUIP REPAIR	7,720	7,500	1,600	8,000	8,000
6004113 WATER AND SEWAGE CHARGES	22,448	20,000	10,517	23,500	23,500
6004115 ELECTRIC CURRENT	25,208	28,300	13,256	24,075	24,075
6004117 BUILDING AND GROUNDS EXPENSES	6,315	11,000	5,404	8,500	8,500
6004121 LAUNDRY AND DRY CLEANING EXPEN	3,315	3,300	2,028	3,300	3,300
6004130 MOTOR EQUIP REPAIRS AND MAINT	17,999	57,000	21,667	41,000	41,000
6004135 LONG TERM MAINT & CLOSURE COST	-184,955	0	0	848,989	848,989
6004136 OPERATIONAL EQUIPMENT REPAIRS	778	5,000	355	4,000	4,000
6004137 ADVERTISING AND PROMOTION EXPE	19,018	21,000	14,266	26,000	26,000
6004138 OTHER OPERATIONAL EXPENSES	146,505	187,700	79,233	137,700	137,700
6004140 MRF PROCESSING EXPENSES	206,561	0	0	0	0
6004146 SUBCONTRACTED PROGRAM EXPENSE	570,449	638,421	319,819	564,711	564,711
6004147 OTHER PROGRAM EXPENSE	57,505	70,800	26,667	61,968	61,968
6004160 MILEAGE AND PARKING-LOCAL	103	225	94	125	125
6004161 TRAVEL HOTEL AND MEALS	1,595	3,900	2,431	4,416	4,416
6004162 EDUCATION AND TRAINING	2,606	5,500	2,360	4,770	4,770
6004168 OTHER PERSONAL EXPENSES	300	300	300	300	300
6004191 OUTSIDE RENTALS-MACHINERY	0	180,000	176,251	180,000	180,000
6004196 COPYING MACHINE RENTALS	1,162	1,707	1,138	1,707	1,707
6004200 PROPERTY LOSS	5,071	500	0	500	500
6004203 INSURANCE CLAIMS	0	2,152	2,236	0	0
6004255 CONTRACTED SERVICES	4,158	4,400	4,158	4,400	4,400
6004502 BOND AND NOTE ISSUE EXPENSE	8,814	9,000	24,036	8,814	8,814
6004504 OTHER FINANCIAL SERVICES	11,770	6,698	1,990	6,288	6,288
6004572 ENGINEERING AND ARCHITECTURAL	16,376	0	3,874	0	0
6004580 BAD DEBT EXPENSE	-1,119	0	0	0	0
6004593 OTHER GOVERNMENTS PAYMENTS	937,884	852,108	401,262	779,613	779,613
6004594 LOSS ON DISPOSITION OF ASSETS	-1,937	0	0	0	0

BROOME COUNTY GOVERNMENT
REVENUE AND APPROPRIATION SUMMARY BY DEPARTMENT

FUND: 2020 SWM Operating
DEPT: 38000000 Solid Waste Management

Account	2012 Actuals	2013 Budget	2013 YTD Actuals As of 08/28/13	2014 Budget Requested	2014 Budget Recommended
0000040 Contractual Expenditures Totals	2,464,617	2,959,599	1,473,514	3,739,284	3,739,284
0000041 Chargeback Expenses					
6004601 INDIRECT COSTS	217,554	331,000	0	336,309	336,309
6004602 INSURANCE PREMIUM CHARGEBACK	12,071	15,203	7,602	8,349	8,349
6004604 DPW SECURITY CHARGEBACKS	78,836	4,200	2,100	4,320	4,320
6004605 COUNTY ATTORNEY CHARGEBACKS	54,645	53,900	13,081	53,900	53,900
6004606 TELEPHONE BILLING ACCOUNT	10,124	11,234	4,755	9,731	9,731
6004609 DATA PROCESSING CHARGEBACKS	36,954	35,111	0	44,332	44,332
6004610 PERSONAL SERVICES CHARGEBACKS	0	0	0	127,405	127,405
6004614 OTHER CHARGEBACK EXPENSES	420	1,035	490	1,020	1,020
6004615 GASOLINE CHARGEBACK	977	3,480	170	1,875	1,875
6004616 FLEET SERVICE CHARGEBACK	0	1,890	1,890	2,231	2,231
6004617 DUPLICATING/PRINTING CHARGEBACK	2,067	3,000	448	1,400	1,400
6004618 OFFICE SUPPLIES CHARGEBACK	2,438	4,500	1,278	2,500	2,500
6004619 BUILDING SERVICE CHARGEBACK	10,879	10,000	5,357	10,000	10,000
0000041 Chargeback Expenses Totals	426,965	474,553	37,171	603,372	603,372
0000042 Depreciation					
6004801 DEPRECIATION - BUILDINGS	19,780	0	0	0	0
6004803 DEPRECIATION - IMPROV O/T BLDG	3,155,354	0	0	0	0
6004804 DEPRECIATION - MOTOR VEHICLES	244,966	0	0	0	0
6004805 DEPRECIATION - MACHINERY & EQU	149,583	0	0	0	0
0000042 Depreciation Totals	3,569,683	0	0	0	0
0000060 Principal on Indebtedness					
6006000 PRINCIPAL ON SERIAL BONDS	0	2,306,820	0	2,370,913	2,370,913
6006001 PRINCIPAL ON BANS	0	411,556	0	387,306	387,306
0000060 Principal on Indebtedness Totals	0	2,718,376	0	2,758,219	2,758,219
0000070 Interest on Indebtedness					
6007000 INTEREST ON SERIAL BONDS	767,983	668,751	254,857	549,731	549,731
6007001 INTEREST ON BANS	29,298	132,584	46,858	119,548	119,548
6007005 INTEREST ON CAPITAL LEASE	52,192	0	0	0	0
0000070 Interest on Indebtedness Totals	849,473	801,335	301,715	669,279	669,279

REPORT:BP032

BROOME COUNTY GOVERNMENT
REVENUE AND APPROPRIATION SUMMARY BY DEPARTMENT

FUND: 2020 SWM Operating

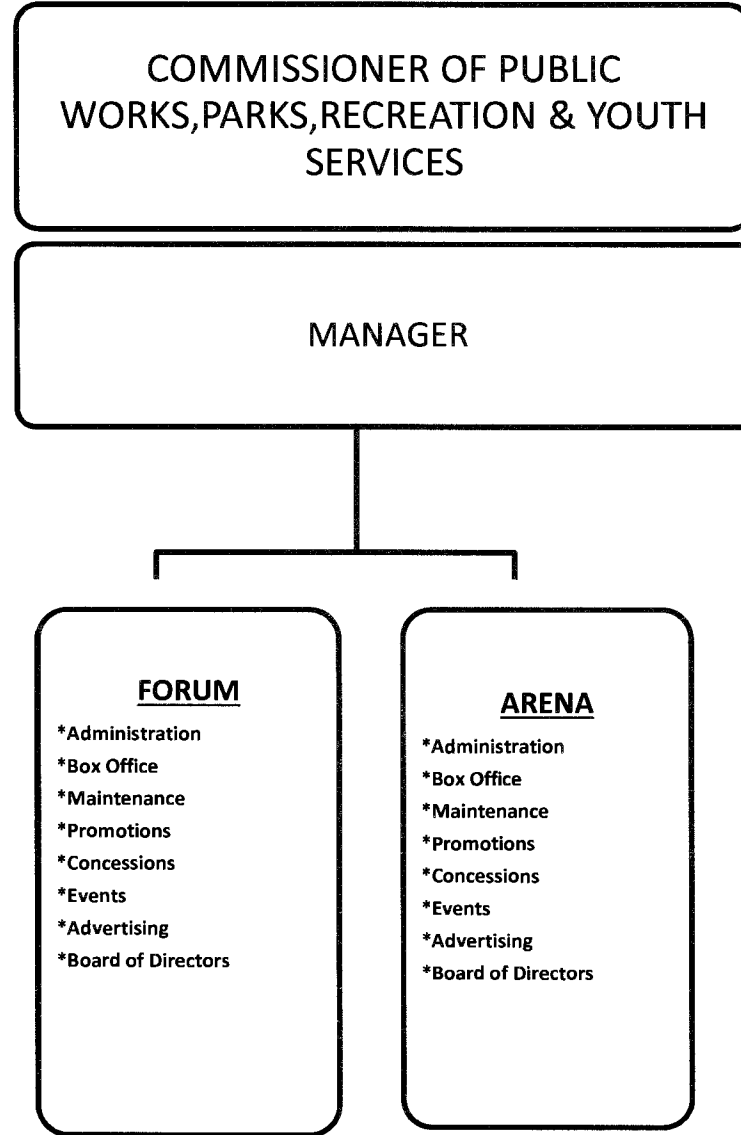
DEPT: 38000000 Solid Waste Management

Account	2012 Actuals	2013 Budget	2013 YTD Actuals As of 08/28/13	2014 Budget Requested	2014 Budget Recommended
0000080 Employee Benefits					
6008001 STATE RETIREMENT	203,106	244,066	157,147	237,121	237,121
6008002 SOCIAL SECURITY	86,780	91,922	44,997	79,225	79,225
6008004 WORKERS COMPENSATION	62,114	62,250	31,126	62,518	62,518
6008005 WORKERS COMP LT LIABILITY	-8,195	0	0	0	0
6008006 LIFE INSURANCE	435	418	220	315	315
6008007 HEALTH INSURANCE	247,830	250,757	160,346	259,860	259,860
6008008 OPEB - HEALTH INSURANCE	152,435	0	0	0	0
6008009 RETIREE HEALTH INSURANCE	67,546	74,047	49,136	80,312	80,312
6008010 DISABILITY INSURANCE	517	645	325	414	414
6008011 UNEMPLOYMENT INSURANCE	4,524	0	0	0	0
0000080 Employee Benefits Totals	817,092	724,105	443,297	719,765	719,765
Exp Totals for Dept: 38000000	9,320,864	9,118,603	2,884,482	9,994,165	9,994,165
Total for Dept: 38000000	-936,873	-91,720	1,813,592	-353,619	-353,619

CULTURE AND RECREATION

<u>DEPARTMENT/DIVISION</u>	<u>PAGE</u>
Arena	382
Forum	388
En-Joie Golf Course	393
Parks, Recreation & Youth Services	
Administration	399
Recreation	405
Parks	409
County Library	413
Youth Bureau	421

VETERANS MEMORIAL ARENA



ARENA / FORUM Veterans' Arena

MISSION STATEMENT

To provide diversified entertainment to the community and surrounding areas at the maximum possible safety, efficiency and revenue.

DESCRIPTION

The Department of Parks and Recreation is a regional based parks and recreation system serving a population of roughly 185,000 people. The system consists of twenty-three watersheds, 14 park locations totaling over 4000 acres, one eighteen hole golf course, three beaches, a campground, a performing arts theater, a 6910 seat arena, cross-country skiing, swimming, one ice rink, boating, professional hockey, and many other leisure activities. The Arena is accounted for under the special revenue fund.

Located conveniently in downtown Binghamton, home of the AHL Binghamton Senators, and the STOP DWI Holiday Classic, the Broome County Veterans Memorial Arena continues to bring quality entertainment to Binghamton, NY. Aside from professional and scholastic sports, the Arena is also host to an array of other events, including concerts, family shows, ice shows, and trade shows. With its versatile seating of 4,910 permanent seats and 2,000 portable seats the arena truly is the area's premier multi-purpose venue. In 2013 upgrade and improvements were made the facility using the \$2,000,000 grant provided by the New York State Senate.

2014 OBJECTIVES/HIGHLIGHTS

- Continue our partnership with the American Hockey League Binghamton Senators.

- Continue with a concessionaire to manage concession operation.
- Increase the number of concerts.
- Increase the number of multi-show family events.

- Continue to provide a facility for community/scholastic events.
- Capital improvement request to reflect our need for additional professional equipment/facilities for a more diversified use of the facility.
- Continue to upgrade and improve the facility using the grants provided by the New York State Senate.

39010008 PARKS, RECREATION & YOUTH SERVICES/Veterans' Arena

<u>Title of Position</u>	<u>Grade/Unit</u>	<u>2012 Actuals</u>	<u>As of 8/24/2013 Current Authorized</u>	<u>2014 Requested</u>	<u>2014 Recommended</u>
<u>FULL TIME</u>					
Arena Manager	E Admin	1	1	1	1
Assistant Arena Manager	16 CSEA	1	1	1	1
Secretary*	13 CSEA	1	1	1	1
Box Office Manager	19 BAPA	1	1	1	1
Assistant Box Office Manager	11 BAPA	<u>1</u>	<u>1</u>	<u>1</u>	<u>1</u>
Total Full-Time Positions		5	5	5	5
<u>PART TIME</u>					
Custodial Worker**	6 CSEA	<u>4</u>	<u>4</u>	<u>2</u>	<u>2</u>
Total Part-Time Positions		4	4	2	2
TOTAL POSITIONS		9	9	7	7

*Position unfunded since 2012 Fund in 2014

** Two positions unfunded since 2012 abolish in 2014

BROOME COUNTY GOVERNMENT
REVENUE AND APPROPRIATION SUMMARY BY DEPARTMENT

FUND: 3110 Arena Operating
DEPT: 39000000 Arena

Account	2012 Actuals	2013 Budget	2013 YTD Actuals As of 08/28/13	2014 Budget Requested	2014 Budget Recommended
0000002 Departmental Income					
5000177 RENTALS & FEES	324,908	400,000	172,796	400,000	400,000
5000178 CONCESSIONS	101,802	93,000	54,667	93,000	93,000
5000179 CHARGES FOR SERVICES	19,741	7,500	14,181	7,500	7,500
5000180 CHARGES FOR EVENT STAFF	50,204	37,000	31,279	37,000	37,000
5000240 FACILITY USER FEE	62,709	0	0	0	0
5000426 MISCELLANEOUS	2,217	0	0	0	0
0000002 Departmental Income Total	561,581	537,500	272,923	537,500	537,500
0000003 Use of Money					
5000451 INTEREST AND EARNINGS	705	750	1,218	750	750
5000471 COMMISSIONS	70,183	90,000	70,949	90,000	90,000
5000472 ADVERTISING	0	15,000	0	15,000	15,000
0000003 Use of Money Total	70,888	105,750	72,167	105,750	105,750
0000007 Misc Interfund Revenues					
5000532 PREMIUM & ACCRUED INT ON OBLIG	2,444	0	22,335	0	0
5000562 TRANSFER FROM GENERAL FUND	938,977	828,279	828,279	943,285	943,285
5000580 UNUSED CAPITAL FUND	14,896	0	782,034	0	0
0000007 Misc Interfund Revenues Total	956,317	828,279	1,632,648	943,285	943,285
0000009 Federal Aid					
5000952 ARRA DEBT REIMBURSEMENT	11,352	11,352	5,676	11,352	11,352
0000009 Federal Aid Total	11,352	11,352	5,676	11,352	11,352
Rev Totals for Dept: 39000000	1,600,138	1,482,881	1,983,414	1,597,887	1,597,887
0000010 Personal Service					
6001000 SALARIES FULL-TIME	219,556	213,946	132,738	264,499	264,499
6001001 SALARIES PART-TIME	49,141	54,868	34,545	56,439	56,439
6001002 SALARIES TEMPORARY	142,928	143,032	97,360	142,392	142,392

REPORT:BP032

BROOME COUNTY GOVERNMENT
REVENUE AND APPROPRIATION SUMMARY BY DEPARTMENT

FUND: 3110 Arena Operating
DEPT: 39000000 Arena

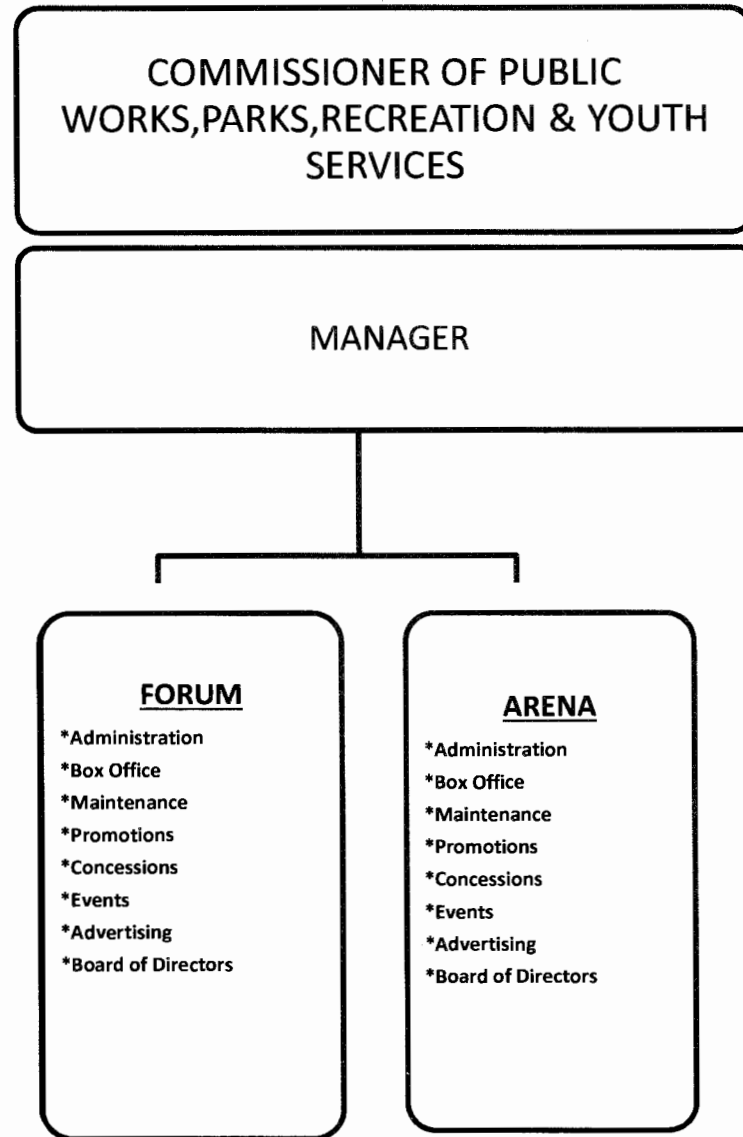
Account	2012 Actuals	2013 Budget	2013 YTD Actuals As of 08/28/13	2014 Budget Requested	2014 Budget Recommended
6001003 SALARIES OVERTIME	2,919	3,000	1,964	3,000	3,000
6001004 SALARIES SHIFT DIFFERENTIAL	1,795	2,000	1,102	2,000	2,000
6001009 OTHER PERSONNEL SERVICES	250	845	250	845	845
0000010 Personal Service Totals	416,589	417,691	267,959	469,175	469,175
0000040 Contractual Expenditures					
6004010 BOOKS AND SUBSCRIPTIONS	489	500	489	500	500
6004012 OFFICE SUPPLIES	1,209	1,250	1,174	1,250	1,250
6004021 BLDG MAINTENANCE SUPPLIES	23,911	18,201	10,548	18,201	18,201
6004022 FUEL AND HEATING SUPPLIES	93,882	130,000	47,311	115,000	115,000
6004023 BLDG AND GROUNDS SUPPLIES	25,339	20,252	16,049	20,252	20,252
6004040 MOTOR EQUIPMENT SUPPLIES	712	1,000	0	1,000	1,000
6004046 GAS OIL GREASE AND DIESEL FUEL	0	100	0	100	100
6004048 MISC OPERATIONAL SUPPLIES	1,227	500	145	500	500
6004052 UNIFORMS	249	0	84	0	0
6004054 SAFETY SUPPLIES	0	200	0	200	200
6004055 COMPUTER SOFTWARE AND SUPPLIES	592	500	0	500	500
6004100 POSTAGE AND FREIGHT	51	200	30	200	200
6004105 DUES AND MEMBERSHIPS	445	450	445	450	450
6004106 GENERAL OFFICE EXPENSES	0	0	89	0	0
6004112 BLDG GROUNDS AND EQUIP REPAIR	465	4,000	3,598	4,000	4,000
6004113 WATER AND SEWAGE CHARGES	36,651	37,500	20,641	37,500	37,500
6004114 HEATING AND AIR COND PLANT EXP	79,054	78,000	69,115	78,000	78,000
6004115 ELECTRIC CURRENT	234,090	400,000	247,184	400,000	400,000
6004117 BUILDING AND GROUNDS EXPENSES	35,203	40,274	16,741	40,274	40,274
6004130 MOTOR EQUIP REPAIRS AND MAINT	0	1,000	0	1,000	1,000
6004133 UNIFORM AND CLOTHING ALLOWANCE	991	1,500	919	1,500	1,500
6004136 OPERATIONAL EQUIPMENT REPAIRS	60	0	230	0	0
6004137 ADVERTISING AND PROMOTION EXPE	6,510	5,000	6,377	5,000	5,000
6004160 MILEAGE AND PARKING-LOCAL	28	0	0	0	0
6004161 TRAVEL HOTEL AND MEALS	2,296	0	0	0	0
6004162 EDUCATION AND TRAINING	1,315	0	0	0	0
6004196 COPYING MACHINE RENTALS	1,362	1,500	908	1,500	1,500
6004504 OTHER FINANCIAL SERVICES	1,328	1,255	646	1,178	1,178
0000040 Contractual Expenditures Totals	547,459	743,182	442,723	728,105	728,105
0000041 Chargeback Expenses					
6004602 INSURANCE PREMIUM CHARGEBACK	15,033	16,657	8,329	18,228	18,228
6004615 GASOLINE CHARGEBACK	984	1,840	589	1,725	1,725

BROOME COUNTY GOVERNMENT
 REVENUE AND APPROPRIATION SUMMARY BY DEPARTMENT

FUND: 3110 Arena Operating
 DEPT: 39000000 Arena

Account	2012 Actuals	2013 Budget	2013 YTD Actuals As of 08/28/13	2014 Budget Requested	2014 Budget Recommended
0000041 Chargeback Expenses Totals	16,017	18,497	8,918	19,953	19,953
0000060 Principal on Indebtedness					
6006000 PRINCIPAL ON SERIAL BONDS	75,200	68,461	68,461	71,247	71,247
6006001 PRINCIPAL ON BANS	25,956	25,956	60,000	57,643	57,643
6006008 PRINCIPAL ON CAPITAL LEASE	135,871	0	0	0	0
0000060 Principal on Indebtedness Totals	237,027	94,417	128,461	128,890	128,890
0000070 Interest on Indebtedness					
6007000 INTEREST ON SERIAL BONDS	62,534	59,661	30,515	56,857	56,857
6007001 INTEREST ON BANS	326	326	9,000	37,782	37,782
6007005 INTEREST ON CAPITAL LEASE	52,889	0	0	0	0
0000070 Interest on Indebtedness Totals	115,749	59,987	39,515	94,639	94,639
0000080 Employee Benefits					
6008001 STATE RETIREMENT	51,256	62,328	39,122	60,501	60,501
6008002 SOCIAL SECURITY	31,037	21,358	19,673	20,211	20,211
6008004 WORKERS COMPENSATION	3,644	3,213	1,607	2,711	2,711
6008006 LIFE INSURANCE	119	114	63	75	75
6008007 HEALTH INSURANCE	36,867	34,141	23,706	41,240	41,240
6008009 RETIREE HEALTH INSURANCE	27,055	29,390	19,593	32,231	32,231
6008010 DISABILITY INSURANCE	400	516	262	156	156
6008011 UNEMPLOYMENT INSURANCE	8,393	0	131	0	0
6008013 HEALTH INS - RETIRE INCENTIVE	993	0	0	0	0
0000080 Employee Benefits Totals	159,764	151,060	104,157	157,125	157,125
Exp Totals for Dept: 39000000	1,492,605	1,484,834	991,733	1,597,887	1,597,887
Total for Dept: 39000000	107,533	-1,953	991,681	0	0

FORUM (PERFORMING ARTS THEATRE)



ARENA / FORUM

Forum (Performing Arts Theater)

MISSION STATEMENT

To provide diversified arts entertainment to Broome County and surrounding areas at the maximum safety, efficiency, and revenue. Also to provide a facility for local arts groups to perform.

DESCRIPTION

The Historically Registered Forum Theatre is home to the Binghamton Philharmonic, Tri-Cities Opera, Broadway Theatre League, and various dance groups. Located in Historic Downtown Binghamton this restored vaudeville house provides an intimate setting for these Broome County Arts Groups as well as other touring concerts and family shows. Built in 1919 and a seating capacity of 1,527 the Forum Theatre still remains as a central cultural facility for the region.

2014 OBJECTIVES

- Maintain a first class arts theater
- Continue to market the Forum for various shows/concerts
- Increase usage in the summer months
- Complete yearly facility inspection
- Address equipment repairs and replacement as per DPW Buildings and Grounds
- Identify needed upgrades and improvements to the facility and develop a plan to complete the projects

42010008 PARKS, RECREATION & YOUTH SERVICES/Forum (Performing Arts Theatre)

<u>Title of Position</u>	<u>Grade/Unit</u>	<u>2012 Actuals</u>	<u>As of 8/24/2013 Current Authorized</u>	<u>2014 Requested</u>	<u>2014 Recommended</u>
<u>FULL TIME</u>					
Maintenance Worker	7 CSEA	<u>1</u>	<u>1</u>	<u>1</u>	<u>1</u>
Total Full-Time Positions		1	1	1	1
<u>PART TIME</u>					
Total Part-Time Positions		0	0	0	0
TOTAL POSITIONS		1	1	1	1

BROOME COUNTY GOVERNMENT
REVENUE AND APPROPRIATION SUMMARY BY DEPARTMENT

FUND: 1010 General Operating
DEPT: 42000000 Forum

Account	2012 Actuals	2013 Budget	2013 YTD Actuals As of 08/28/13	2014 Budget Requested	2014 Budget Recommended
0000002 Departmental Income					
5000177 RENTALS & FEES	59,948	76,000	40,020	76,000	76,000
5000178 CONCESSIONS	13,057	10,000	7,182	10,000	10,000
5000179 CHARGES FOR SERVICES	3,150	4,000	2,995	4,000	4,000
5000180 CHARGES FOR EVENT STAFF	8,878	7,000	3,722	7,000	7,000
5000240 FACILITY USER FEE	29,455	0	0	0	0
0000002 Departmental Income Total	114,488	97,000	53,919	97,000	97,000
Rev Totals for Dept: 42000000	114,488	97,000	53,919	97,000	97,000
0000010 Personal Service					
6001000 SALARIES FULL-TIME	39,103	40,032	24,337	41,394	41,394
6001003 SALARIES OVERTIME	2,196	2,000	1,763	2,000	2,000
6001004 SALARIES SHIFT DIFFERENTIAL	13	120	0	120	120
6001009 OTHER PERSONNEL SERVICES	200	200	200	200	200
0000010 Personal Service Totals	41,512	42,352	26,300	43,714	43,714
0000040 Contractual Expenditures					
6004012 OFFICE SUPPLIES	218	500	0	500	500
6004021 BLDG MAINTENANCE SUPPLIES	619	4,000	154	4,000	4,000
6004022 FUEL AND HEATING SUPPLIES	18,107	35,000	15,985	35,000	35,000
6004023 BLDG AND GROUNDS SUPPLIES	2,441	5,000	205	5,000	5,000
6004048 MISC OPERATIONAL SUPPLIES	185	500	0	500	500
6004106 GENERAL OFFICE EXPENSES	201	0	0	0	0
6004112 BLDG GROUNDS AND EQUIP REPAIR	2,818	5,000	5,118	5,000	5,000
6004113 WATER AND SEWAGE CHARGES	2,126	2,500	1,308	2,500	2,500
6004114 HEATING AND AIR COND PLANT EXP	4,478	2,500	974	2,500	2,500
6004115 ELECTRIC CURRENT	27,507	35,000	15,264	35,000	35,000
6004117 BUILDING AND GROUNDS EXPENSES	35,858	5,000	1,707	5,000	5,000
6004133 UNIFORM AND CLOTHING ALLOWANCE	0	160	0	160	160
6004138 OTHER OPERATIONAL EXPENSES	0	500	0	500	500
6004196 COPYING MACHINE RENTALS	385	420	280	420	420
0000040 Contractual Expenditures Totals	94,943	96,080	40,995	96,080	96,080

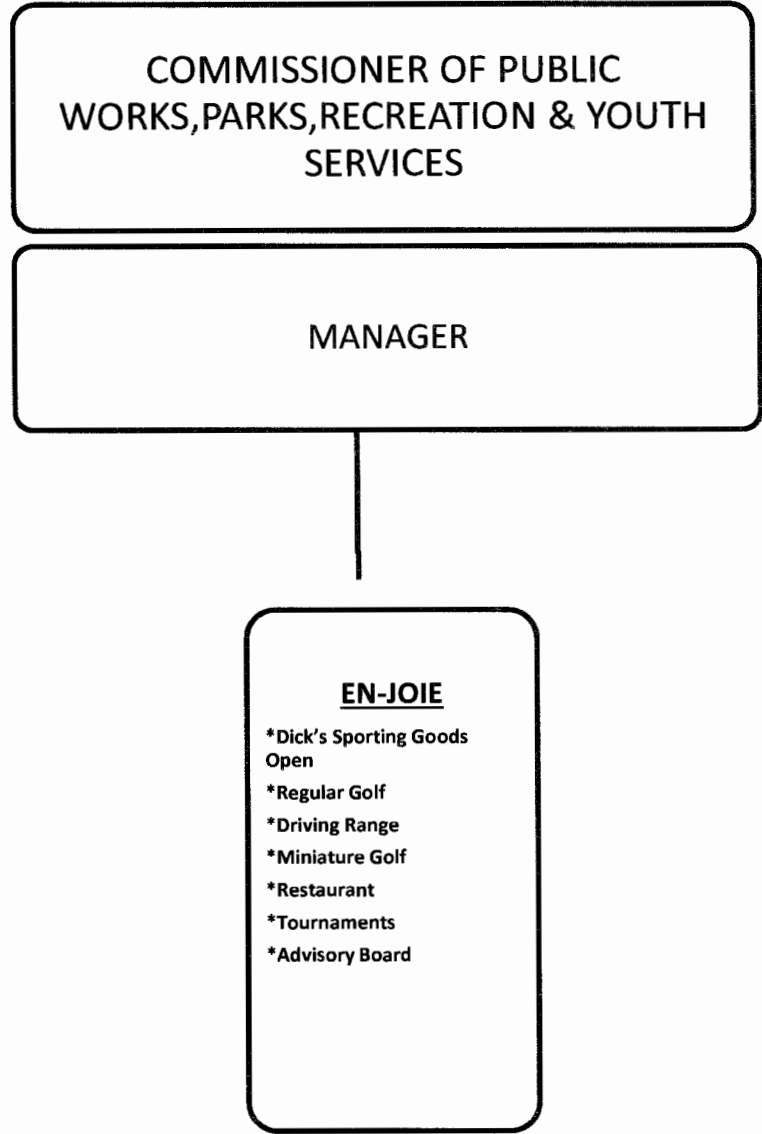
REPORT:BP032

BROOME COUNTY GOVERNMENT
REVENUE AND APPROPRIATION SUMMARY BY DEPARTMENT

FUND: 1010 General Operating
DEPT: 42000000 Forum

Account	2012 Actuals	2013 Budget	2013 YTD Actuals As of 08/28/13	2014 Budget Requested	2014 Budget Recommended
0000041 Chargeback Expenses					
6004602 INSURANCE PREMIUM CHARGEBACK	21,898	8,550	4,275	4,339	4,339
0000041 Chargeback Expenses Totals	<u>21,898</u>	<u>8,550</u>	<u>4,275</u>	<u>4,339</u>	<u>4,339</u>
0000080 Employee Benefits					
6008001 STATE RETIREMENT	7,302	8,507	5,626	9,479	9,479
6008002 SOCIAL SECURITY	2,968	3,062	1,863	3,244	3,244
6008006 LIFE INSURANCE	19	19	10	15	15
6008007 HEALTH INSURANCE	15,330	15,930	10,215	16,873	16,873
6008010 DISABILITY INSURANCE	129	129	81	78	78
0000080 Employee Benefits Totals	<u>25,748</u>	<u>27,647</u>	<u>17,795</u>	<u>29,689</u>	<u>29,689</u>
Exp Totals for Dept: 42000000	<u>184,101</u>	<u>174,629</u>	<u>89,365</u>	<u>173,822</u>	<u>173,822</u>
Total for Dept: 42000000	<u>-69,613</u>	<u>-77,629</u>	<u>-35,446</u>	<u>-76,822</u>	<u>-76,822</u>

EN-JOIE GOLF COURSE



EN-JOIE GOLF COURSE

MISSION STATEMENT

The En-Joie Golf Club is in business to provide its members and patrons with a very high quality golfing experience.

DESCRIPTION

En-Joie Golf Club is a championship golf course nestled along the Susquehanna River in Endicott. En-Joie has been the focal point of golf in the Southern Tier and has a storied history within the golf community.

The golf course features over 50 sand bunkers, numerous water hazards, bent grass greens and narrow tree-lined fairways that are sure to challenge any golfer. The facility includes a practice driving range, large putting green, full-service snack bar and grill room, men's and women's locker rooms, and a professionally run golf shop.

En-Joie offers annual membership and is also open to the public. The golf course is open from early-April through late-November.

2014 OBJECTIVES

- Providing an extremely relaxing and enjoyable environment for the game of golf.
- Promoting the game of golf.
- Providing superior customer service to all members and guests.
- Providing innovative and technically sound golf instruction.
- Offering new and appealing merchandise to the public.
- Maintaining the best conditioned and manicured championship golf course in the County.
- Hosting charity, corporate, and municipal outings.
- Continually improving goodwill and faith within the surrounding community.

41010008 PARKS, RECREATION & YOUTH SERVICES/En-Joie Golf Course

<u>Title of Position</u>	<u>Grade/Unit</u>	<u>2012 Actuals</u>	<u>As of 8/24/2013 Current Authorized</u>	<u>2014 Requested</u>	<u>2014 Recommended</u>
<u>FULL TIME</u>					
Director of Golf	NA	1	1	1	1
Superintendent of Golf	NA	<u>1</u>	<u>1</u>	<u>1</u>	<u>1</u>
Total Full-Time Positions		2	2	2	2
<u>PART TIME</u>					
Total Part-Time Positions		0	0	0	0
TOTAL POSITIONS		2	2	2	2

REPORT:BP032

BROOME COUNTY GOVERNMENT
REVENUE AND APPROPRIATION SUMMARY BY DEPARTMENT

FUND: 3140 EnJoie Operating

DEPT: 41000000 En Joie Golf Course

Account	2012 Actuals	2013 Budget	2013 YTD Actuals As of 08/28/13	2014 Budget Requested	2014 Budget Recommended
0000002 Departmental Income					
5000234 DRIVING RANGE FEES	28,128	35,000	28,455	35,000	35,000
5000235 GREENS FEES	260,070	375,500	240,467	375,500	375,500
5000236 ANNUAL MEMBERSHIP	61,832	230,000	193,875	205,000	205,000
5000237 GOLF CART RENTALS	65,482	160,000	99,995	160,000	160,000
5000426 MISCELLANEOUS	5,328	5,000	3,484	5,000	5,000
5000434 MERCHANDISE SALES	28,938	32,000	29,028	32,000	32,000
0000002 Departmental Income Total	449,778	837,500	595,304	812,500	812,500
0000003 Use of Money					
5000451 INTEREST AND EARNINGS	42	0	0	0	0
5000465 TOURNAMENT RENTALS	106,296	105,000	0	108,000	108,000
5000467 RESTAURANT RENTAL	17,000	23,000	14,000	23,000	23,000
0000003 Use of Money Total	123,338	128,000	14,000	131,000	131,000
0000007 Misc Interfund Revenues					
5000534 TRANSFER FROM INSURANCE RESERV	4,800	0	500	0	0
0000007 Misc Interfund Revenues Total	4,800	0	500	0	0
0000009 Federal Aid					
5000952 ARRA DEBT REIMBURSEMENT	1,020	1,019	510	1,019	1,019
0000009 Federal Aid Total	1,020	1,019	510	1,019	1,019
Rev Totals for Dept: 41000000	578,936	966,519	610,314	944,519	944,519
0000010 Personal Service					
6001000 SALARIES FULL-TIME	125,326	124,944	78,511	124,944	124,944
6001002 SALARIES TEMPORARY	266,957	275,000	167,723	289,000	289,000
0000010 Personal Service Totals	392,283	399,944	246,234	413,944	413,944

BROOME COUNTY GOVERNMENT
 REVENUE AND APPROPRIATION SUMMARY BY DEPARTMENT

FUND: 3140 EnJoie Operating
 DEPT: 41000000 En Joie Golf Course

Account	2012 Actuals	2013 Budget	2013 YTD Actuals As of 08/28/13	2014 Budget Requested	2014 Budget Recommended
0000040 Contractual Expenditures					
6004012 OFFICE SUPPLIES	407	500	428	500	500
6004021 BLDG MAINTENANCE SUPPLIES	366	2,500	1,187	500	500
6004022 FUEL AND HEATING SUPPLIES	4,996	9,000	3,681	9,000	9,000
6004023 BLDG AND GROUNDS SUPPLIES	73,879	90,000	37,074	65,000	65,000
6004040 MOTOR EQUIPMENT SUPPLIES	15,692	14,000	8,417	14,000	14,000
6004046 GAS OIL GREASE AND DIESEL FUEL	24,009	20,000	12,673	20,000	20,000
6004047 TIRES AND TUBES	881	1,000	814	1,000	1,000
6004048 MISC OPERATIONAL SUPPLIES	8,234	8,000	9,178	8,000	8,000
6004053 RECREATIONAL AND ACTIVITY SUPP	17,925	22,000	21,082	22,000	22,000
6004054 SAFETY SUPPLIES	346	500	404	500	500
6004100 POSTAGE AND FREIGHT	0	100	0	100	100
6004101 TELEPHONE	14	25	8	25	25
6004104 TELEPHONE LONG DISTANCE	0	25	0	25	25
6004105 DUES AND MEMBERSHIPS	1,946	2,100	1,746	2,100	2,100
6004112 BLDG GROUNDS AND EQUIP REPAIR	8,083	4,000	8,264	4,000	4,000
6004113 WATER AND SEWAGE CHARGES	25,753	18,000	7,833	18,000	18,000
6004115 ELECTRIC CURRENT	35,249	38,000	27,129	38,000	38,000
6004117 BUILDING AND GROUNDS EXPENSES	220,611	9,000	3,860	9,000	9,000
6004130 MOTOR EQUIP REPAIRS AND MAINT	0	2,000	2,326	2,000	2,000
6004137 ADVERTISING AND PROMOTION EXPE	4,536	15,000	3,613	15,000	15,000
6004138 OTHER OPERATIONAL EXPENSES	15,334	3,000	2,468	2,681	2,681
6004161 TRAVEL HOTEL AND MEALS	0	0	641	0	0
6004190 COUNTY RENTALS-MACHINERY	110,361	115,000	110,230	115,000	115,000
6004192 SOFTWARE MAINTENANCE	1,400	1,400	1,400	1,400	1,400
6004200 PROPERTY LOSS	3,824	0	0	0	0
6004203 INSURANCE CLAIMS	976	0	0	0	0
6004504 OTHER FINANCIAL SERVICES	5,119	8,613	2,922	8,607	8,607
0000040 Contractual Expenditures Totals	579,941	383,763	267,378	356,438	356,438
0000041 Chargeback Expenses					
6004602 INSURANCE PREMIUM CHARGEBACK	11,065	13,744	6,872	22,127	22,127
6004609 DATA PROCESSING CHARGEBACKS	7,244	8,000	3,301	8,190	8,190
6004614 OTHER CHARGEBACK EXPENSES	0	50	33	100	100
6004617 DUPLICATING/PRINTING CHARGEBAC	13	100	36	100	100
6004618 OFFICE SUPPLIES CHARGEBACK	0	25	0	0	0
6004619 BUILDING SERVICE CHARGEBACK	822	8,000	128	8,000	8,000
0000041 Chargeback Expenses Totals	19,144	29,919	10,370	38,517	38,517

REPORT:BP032

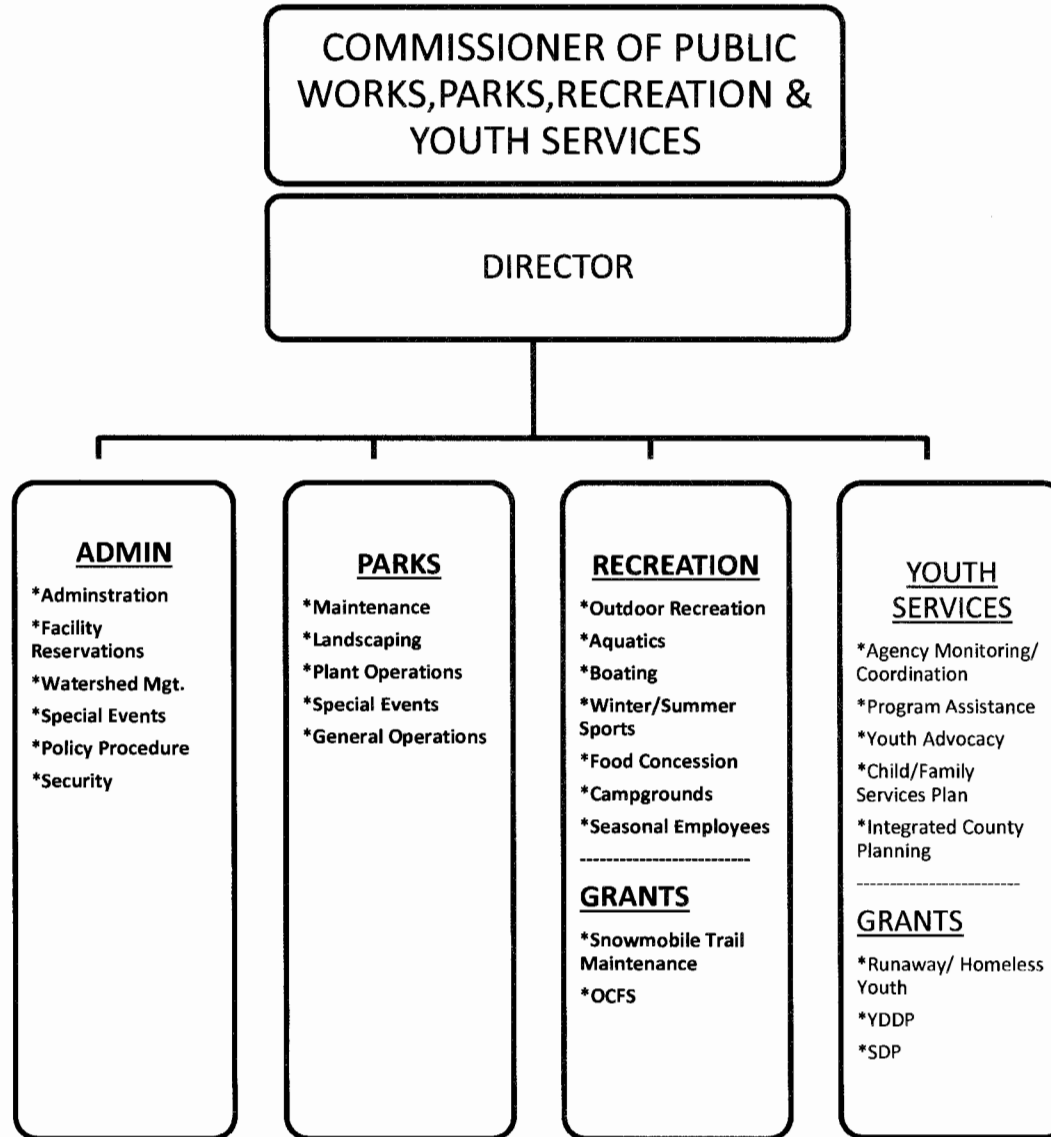
BROOME COUNTY GOVERNMENT
REVENUE AND APPROPRIATION SUMMARY BY DEPARTMENT

FUND: 3140 EnJoie Operating

DEPT: 41000000 En Joie Golf Course

Account	2012 Actuals	2013 Budget	2013 YTD Actuals As of 08/28/13	2014 Budget Requested	2014 Budget Recommended
0000060 Principal on Indebtedness					
6006000 PRINCIPAL ON SERIAL BONDS	5,900	6,151	6,151	6,401	6,401
0000060 Principal on Indebtedness Totals	5,900	6,151	6,151	6,401	6,401
0000070 Interest on Indebtedness					
6007000 INTEREST ON SERIAL BONDS	5,601	5,360	2,741	5,109	5,109
0000070 Interest on Indebtedness Totals	5,601	5,360	2,741	5,109	5,109
0000080 Employee Benefits					
6008001 STATE RETIREMENT	25,165	26,551	19,299	28,612	28,612
6008002 SOCIAL SECURITY	29,529	30,596	18,500	31,744	31,744
6008004 WORKERS COMPENSATION	3,745	3,793	1,897	3,045	3,045
6008007 HEALTH INSURANCE	27,809	28,653	18,383	30,709	30,709
6008011 UNEMPLOYMENT INSURANCE	34,696	30,000	27,821	30,000	30,000
0000080 Employee Benefits Totals	120,944	119,593	85,900	124,110	124,110
Exp Totals for Dept: 41000000	1,123,813	944,730	618,774	944,519	944,519
Total for Dept: 41000000	-544,877	21,789	-8,460	0	0

PARKS, RECREATION & YOUTH SERVICES



PARKS, RECREATION & YOUTH SERVICES

Administration

MISSION STATEMENT

The Administrative Division of the Parks and Recreation Department provides the support services for the entire department as well as interfacing with the County Executive, Legislature, and Law Department, State and Federal agencies and the community.

DESCRIPTION

Article XI provides for a Department of Parks and Recreation. It is a regionally based parks and recreation system serving a population of roughly 185,000 people. This park system consists of: Nathaniel Cole (317 acres) on County Route 63 in the Town of Colesville; Dorchester (1142 acres) in the Town of Triangle; Finch Hollow in the Town of Maine (12 acres); Greenwood (415 acres) on County Route 320 in the Town of Nanticoke; Grippen and Roundtop (46 acres) in the Village of Endicott; Hawkins Pond (307 acres) in the Town of Windsor; and Otsiningo (150 acres) in the Town of Dickinson. This system also includes three beaches, a campground, cross-country skiing, swimming, boating, a nature center/museum, a BMX track and many other leisure activities. Annually, approximately two million people use this system.

The department is also responsible for Aqua-Terra (466 undeveloped acres) in the Town of Binghamton and the BAGSAI Complex (softball fields) and the Community Garden Plots both in the Town of Dickinson.

The Administrative Division is also responsible for the Broome County Youth Bureau including interaction with numerous community based groups, agencies, municipalities and individuals. The Division works with the Youth Bureau Advisory Board and its various committees to support the youth of Broome County.

2014 OBJECTIVES

- Continue to provide quality facilities to the residents of Broome County.
- Maintain present level of service to the residents of Broome County.

2014 BUDGET HIGHLIGHTS

- Maintain present level of service.
- Continue to look for new revenue streams to offset our 2014 net County support.
- Utilize Adopt-a-Park Volunteers to assist in Parks.
- Continue to administer the following grant:
 - NYS Snowmobile Trail Maintenance

43010008 PARKS, RECREATION & YOUTH SERVICES/Administration

<u>Title of Position</u>	<u>Grade/Unit</u>	<u>2012 Actuals</u>	<u>As of 8/24/2013 Current Authorized</u>	<u>2014 Requested</u>	<u>2014 Recommended</u>
FULL TIME					
Deputy Commissioner of Parks & Recreation	E Admin	1	0	0	0
Director of Parks, Recreation & Youth Services	B Admin	0	1	1	1
Secretary	13 CSEA	1	1	1	1
Total Full-Time Positions		2	2	2	2
PART TIME					
Total Part-Time Positions		0	0	0	0
TOTAL POSITIONS		2	2	2	2

REPORT:BP033

BROOME COUNTY GOVERNMENT
REVENUE AND APPROPRIATION SUMMARY
BY DEPARTMENT AND DIVISION

FUND: 1010 General Operating
DEPT: 43000000 Parks and Recreation
DIV: 01 Parks & Rec-Admin

Account	2012 Actuals	2013 Budget	2013 YTD Actuals As of 08/28/13	2014 Budget Requested	2014 Budget Recommended
43000000 Parks and Recreation					
0000002 Departmental Income					
5000165 MISCELLANEOUS	4,867	5,000	10,339	11,000	11,000
5000196 GROUND RENTALS	4,329	5,000	1,333	5,000	5,000
5000337 EQUIP USAGE CHGBK REVENUE	73,095	0	0	0	0
0000002 Departmental Income Totals	82,311	10,000	11,672	16,000	16,000
0000003 Use of Money					
5000451 INTEREST AND EARNINGS	43	0	18	0	0
0000003 Use of Money Totals	43	0	18	0	0
0000006 Sale of Prop and Comp for Loss					
5000518 SALE OF EQUIPMENT	358	4,000	0	5,000	5,000
0000006 Sale of Prop and Comp for Loss Totals	358	4,000	0	5,000	5,000
0000007 Misc Interfund Revenues					
5000533 UNCLASSIFIED REVENUES	1,862	0	0	0	0
5000534 TRANSFER FROM INSURANCE RESERV	157	7,134	7,246	0	0
0000007 Misc Interfund Revenues Totals	2,019	7,134	7,246	0	0
0000008 State Aid					
5000873 YOUTH BUREAU	0	28,847	0	29,000	29,000
5000874 PARKS - YOUTH PROGRAMS	16,422	0	0	0	0
5000875 YOUTH SERVICE PROGRAMS	0	128,612	0	186,000	186,000
0000008 State Aid Totals	16,422	157,459	0	215,000	215,000
Rev Total for Div: 4301	101,153	178,593	18,936	236,000	236,000
0000010 Personal Service					
6001000 SALARIES FULL-TIME	134,089	104,536	66,830	105,500	105,500

BROOME COUNTY GOVERNMENT
 REVENUE AND APPROPRIATION SUMMARY
 BY DEPARTMENT AND DIVISION

FUND: 1010 General Operating
 DEPT: 43000000 Parks and Recreation
 DIV: 01 Parks & Rec-Admin

Account	2012 Actuals	2013 Budget	2013 YTD Actuals As of 08/28/13	2014 Budget Requested	2014 Budget Recommended
6001002 SALARIES TEMPORARY	0	11,387	0	0	0
0000010 Personal Service Totals	134,089	115,923	66,830	105,500	105,500
0000040 Contractual Expenditures					
6004010 BOOKS AND SUBSCRIPTIONS	123	400	6	400	400
6004012 OFFICE SUPPLIES	1,264	2,050	447	2,000	2,000
6004030 FOOD AND BEVERAGES	0	25	0	25	25
6004048 MISC OPERATIONAL SUPPLIES	0	50	0	50	50
6004100 POSTAGE AND FREIGHT	20	25	22	25	25
6004105 DUES AND MEMBERSHIPS	0	602	0	602	602
6004106 GENERAL OFFICE EXPENSES	150	500	267	500	500
6004115 ELECTRIC CURRENT	316	0	0	0	0
6004131 PHOTOGRAPHIC EXPENSES	0	50	0	0	0
6004137 ADVERTISING AND PROMOTION EXPE	200	200	200	200	200
6004138 OTHER OPERATIONAL EXPENSES	417	0	0	0	0
6004141 YOUTH SERVICE PROGRAMS	0	114,612	0	172,000	172,000
6004160 MILEAGE AND PARKING-LOCAL	0	400	0	0	0
6004161 TRAVEL HOTEL AND MEALS	0	250	8	250	250
6004162 EDUCATION AND TRAINING	25	0	0	0	0
6004165 ADVISORY BD/TRUSTEES EXPENSES	0	150	-6	150	150
6004200 PROPERTY LOSS	157	6,889	234	0	0
0000040 Contractual Expenditures Totals	2,672	126,203	1,178	176,202	176,202
0000041 Chargeback Expenses					
6004602 INSURANCE PREMIUM CHARGEBACK	15,481	17,708	8,866	23,685	23,685
6004610 PERSONAL SERVICES CHARGEBACKS	0	3,847	0	3,800	3,800
0000041 Chargeback Expenses Totals	15,481	21,555	8,866	27,485	27,485
0000080 Employee Benefits					
6008001 STATE RETIREMENT	22,614	22,108	11,869	21,441	21,441
6008002 SOCIAL SECURITY	9,714	8,830	4,734	8,942	8,942
6008004 WORKERS COMPENSATION	55,745	46,207	23,104	56,008	56,008
6008006 LIFE INSURANCE	38	38	20	30	30
6008007 HEALTH INSURANCE	30,287	28,840	18,504	30,709	30,709
6008009 RETIREE HEALTH INSURANCE	52,647	80,567	53,711	87,757	87,757
6008010 DISABILITY INSURANCE	129	129	81	78	78

REPORT:BP033

BROOME COUNTY GOVERNMENT
 REVENUE AND APPROPRIATION SUMMARY
 BY DEPARTMENT AND DIVISION

FUND: 1010 General Operating
 DEPT: 43000000 Parks and Recreation
 DIV: 01 Parks & Rec-Admin

Account	2012 Actuals	2013 Budget	2013 YTD Actuals As of 08/28/13	2014 Budget Requested	2014 Budget Recommended
0000080 Employee Benefits Totals	171,174	186,719	112,023	204,965	204,965
Exp Total for Div: 4301	323,416	450,400	188,897	514,152	514,152
Total for Div: 43000000	-222,263	-271,807	-169,961	-278,152	-278,152

PARKS, RECREATION & YOUTH SERVICES

Recreation

MISSION STATEMENT

To provide a safe and varied recreational experience that is family oriented yet can meet the needs of youth, senior citizens, and the disabled on a regional basis.

DESCRIPTION

Article XI provides for a Department of Parks and Recreation. It is a regionally based parks and recreation system serving a population of roughly 185,000 people. This park system consists of: Nathaniel Cole (317 acres) on County Route 63 in the Town of Colesville; Dorchester (1142 acres) in the Town of Triangle; Finch Hollow in the Town of Maine (12 acres); Greenwood (415 acres) on County Route 320 in the Town of Nanticoke; Grippen and Roundtop (46 acres) in the Village of Endicott; Hawkins Pond (307 acres) in the Town of Windsor; and Otsiningo (150 acres) in the Town of Dickinson. This system also includes three beaches, a campground, cross-country skiing, swimming, boating, a nature center/museum, a BMX track and many other leisure activities. Annually, approximately two million people use this system.

The department is also responsible for Aqua-Terra (466 undeveloped acres) in the Town of Binghamton and the BAGSAI Complex (softball fields) and the Community Garden Plots both in the Town of Dickenson.

2014 OBJECTIVES

- Maintain 2013 levels of advertising for department
- Continued efforts working with YMCA on aquatics programming and staffing
- Conduct the following special events:
 - o Crappie Derby
 - o Relay for Life and other fundraising walks and runs

- o American Powerboat Racing Championship
- o Collegiate and High School Rowing Championships
- o Spiedie Fest/Balloon Rally
- o Broome County Parks Triathlon
- o Polar Plunge

- Continue to develop partnerships in the community with groups such as: Whitney Point Youth Association, CYO, Harpursville Youth, YMCA, Town of Chenango Parks Department, Otsiningo Farmers Market and Grippen Park BMX.
- Continue to provide nature and environmental education, free of charge, to Broome County School Districts.

2014 BUDGET HIGHLIGHTS

- Search for new partnerships for additional special events throughout the community
- Develop new marketing avenues and leisure entertainment activities for families
- Utilize Adopt-a-Park Volunteers to assist in Parks.
- Revitalize the nature center at Finch Hollow.
- Continue allocating staff out-of department for maintenance of the Arena/Forum.

43020008 PARKS, RECREATION & YOUTH SERVICES/Recreation

<u>Title of Position</u>	<u>Grade/Unit</u>	<u>2012 Actuals</u>	<u>As of 8/24/2013 Current Authorized</u>	<u>2014 Requested</u>	<u>2014 Recommended</u>
<u>FULL TIME</u>					
Director of Nature Interpretation	15 BAPA	1	1	1	1
Naturalist	14 CSEA	<u>1</u>	<u>1</u>	<u>1</u>	<u>1</u>
Total Full-Time Positions		2	2	2	2
<u>PART TIME</u>					
Total Part-Time Positions		0	0	0	0
TOTAL POSITIONS		2	2	2	2

BROOME COUNTY GOVERNMENT
 REVENUE AND APPROPRIATION SUMMARY
 BY DEPARTMENT AND DIVISION

FUND: 1010 General Operating
 DEPT: 43000000 Parks and Recreation
 DIV: 02 Parks & Rec-Recreation

Account	2012 Actuals	2013 Budget	2013 YTD Actuals As of 08/28/13	2014 Budget Requested	2014 Budget Recommended
0000002 Departmental Income					
5000165 MISCELLANEOUS	6,628	3,000	4,725	4,000	4,000
5000168 FOOD CONCESSION	39,138	50,000	27,953	47,000	47,000
5000169 BOAT CONCESSION	40,812	38,000	24,139	40,000	40,000
5000170 CAMPING	39,490	46,260	27,833	47,000	47,000
5000171 SHELTER RENTAL	43,915	42,000	41,345	42,000	42,000
5000172 SKI CONCESSION	345	8,000	3,240	8,000	8,000
5000184 YOUTH SUMMER SKILLS PROGRAMS	0	8,000	1,590	8,000	8,000
5000202 SWIMMING LESSONS	56	50	0	50	50
5000207 UNIFORM SALES	30	0	90	0	0
0000002 Departmental Income Totals	170,414	195,310	130,915	196,050	196,050
Rev Total for Div: 4302	170,414	195,310	130,915	196,050	196,050
0000010 Personal Service					
6001000 SALARIES FULL-TIME	97,646	100,244	61,345	103,162	103,162
6001002 SALARIES TEMPORARY	184,047	182,000	154,062	198,107	198,107
6001003 SALARIES OVERTIME	9,441	4,000	6,450	4,000	4,000
6001009 OTHER PERSONNEL SERVICES	550	1,000	1,300	1,000	1,000
0000010 Personal Service Totals	291,684	287,244	223,157	306,269	306,269
0000040 Contractual Expenditures					
6004030 FOOD AND BEVERAGES	11,416	15,106	8,248	15,106	15,106
6004048 MISC OPERATIONAL SUPPLIES	2,635	5,000	2,469	5,000	5,000
6004053 RECREATIONAL AND ACTIVITY SUPP	4,757	4,375	2,660	4,375	4,375
6004056 COMPUTER EQUIPMENT (NON CAPITAL	0	0	110	0	0
6004115 ELECTRIC CURRENT	1,148	0	0	0	0
6004126 RECREATIONAL AND ACTIVITY EXPE	0	500	86	500	500
6004147 OTHER PROGRAM EXPENSE	450	0	0	3,500	3,500
0000040 Contractual Expenditures Totals	20,406	24,981	13,573	28,481	28,481
0000080 Employee Benefits					
6008001 STATE RETIREMENT	20,737	21,259	15,597	21,441	21,441

REPORT:BP033

BROOME COUNTY GOVERNMENT
 REVENUE AND APPROPRIATION SUMMARY
 BY DEPARTMENT AND DIVISION

FUND: 1010 General Operating
 DEPT: 43000000 Parks and Recreation
 DIV: 02 Parks & Rec-Recreation

Account	2012 Actuals	2013 Budget	2013 YTD Actuals As of 08/28/13	2014 Budget Requested	2014 Budget Recommended
6008002 SOCIAL SECURITY	21,453	21,959	16,522	23,150	23,150
6008006 LIFE INSURANCE	38	38	20	30	30
6008007 HEALTH INSURANCE	30,676	31,486	20,201	30,709	30,709
6008010 DISABILITY INSURANCE	129	129	81	78	78
0000080 Employee Benefits Totals	73,033	74,871	52,421	75,408	75,408
Exp Total for Div: 4302	385,123	387,096	289,151	410,158	410,158
Total for Div: 43000000	-214,709	-191,786	-158,236	-214,108	-214,108

PARKS, RECREATION & YOUTH SERVICES

Parks

MISSION STATEMENT

To provide the skilled support services that maintain the various buildings and grounds in the Parks & Recreation Department using the most efficient and cost effective methods available while providing for the safety and health of the patron.

DESCRIPTION

Article XI provides for a Department of Parks and Recreation. It is a regionally based parks and recreation system serving a population of roughly 185,000 people. This park system consists of: Nathaniel Cole (317 acres) on County Route 63 in the Town of Colesville; Dorchester (1142 acres) in the Town of Triangle; Finch Hollow in the Town of Maine (12 acres); Greenwood (415 acres) on County Route 320 in the Town of Nanticoke; Grippen and Roundtop (46 acres) in the Village of Endicott; Hawkins Pond (307 acres) in the Town of Windsor; and Otsiningo (150 acres) in the Town of Dickinson. This system also includes three beaches, a campground, cross-country skiing, swimming, boating, a nature center/museum, a BMX track and many other leisure activities. Annually, approximately two million people use this system.

The department is also responsible for Aqua-Terra (466 undeveloped acres) in the Town of Binghamton and the BAGSAI Complex (softball fields) and the Community Garden Plots both in the Town of Dickenson.

2014 OBJECTIVES

- Continue to raise the visibility of the department through: promotional literature, public service announcements, participation by department personnel in public forums relevant to our mission, outreach to, and cooperation with, current and potential parks user groups, and whatever other cost-effective means are at our disposal.

- Facilitate maintenance of facilities through regular park inspections and consultation with Risk Manager
- Maintain roadway improvement program
- Continue development and implementation of capital projects
- Continue to enhance efficiency and promote cost-savings by forming partnerships with recreation groups, local municipalities and other County departments
- Maintain a comprehensive schedule of special events, ranging from established events such as the Spiedie Fest and Balloon Rally and the Broome County Parks Triathlon.
- Work in cooperation with the Otsiningo Farmers Market to support the operation of the year-round indoor market.

2014 BUDGET HIGHLIGHTS

- Purchase necessary equipment
- Continue allocating resources for maintenance of the Arena/Forum
- Capital improvement request for parks construction projects, surface rehabilitation and equipment replacement, and repairs and renovations
- Utilize Adopt-a-Park Volunteers to assist in Parks.
- Increase in Seasonal worker costs due to increase in New York State minimum wage

43030008 PARKS, RECREATION & YOUTH SERVICES/Parks

<u>Title of Position</u>	<u>Grade/Unit</u>	<u>2012 Actuals</u>	<u>As of 8/24/2013 Current Authorized</u>	<u>2014 Requested</u>	<u>2014 Recommended</u>	<u>2014 Adopted</u>
<u>FULL TIME</u>						
Assistant Recreation Facility Manager	16 CSEA	1	1	1	1	1
Park Operation Manager*	AFSCME	1	0	0	0	0
Park Manager	AFSCME	2	2	2	2	2
Assistant Park Manager	AFSCME	3	3	3	3	3
Construction Worker*	AFSCME	3	0	0	0	0
Park Equipment Maintenance Mechanic	AFSCME	1	1	1	1	1
Park Technician	AFSCME	5	5	5	5	5
Senior Park Technician	AFSCME	<u>3</u>	<u>3</u>	<u>3</u>	<u>3</u>	<u>3</u>
Total Full-Time Positions		19	15	15	15	15
<u>PART TIME</u>						
Total Part-Time Positions		0	0	0	0	0
TOTAL POSITIONS		19	15	15	15	15

* Positions moved to DPW-Buildings & Grounds budget in 2013

BROOME COUNTY GOVERNMENT
 REVENUE AND APPROPRIATION SUMMARY
 BY DEPARTMENT AND DIVISION

FUND: 1010 General Operating
 DEPT: 43000000 Parks and Recreation
 DIV: 03 Parks & Rec-Parks

Account	2012 Actuals	2013 Budget	2013 YTD Actuals As of 08/28/13	2014 Budget Requested	2014 Budget Recommended
0000003 Use of Money					
5000451 INTEREST AND EARNINGS	1	0	5	0	0
0000003 Use of Money Totals	1	0	5	0	0
0000007 Misc Interfund Revenues					
5000530 REFUNDS OF PRIOR YEARS EXPENDI	865	0	5,965	0	0
5000534 TRANSFER FROM INSURANCE RESERV	2,356	0	0	0	0
0000007 Misc Interfund Revenues Totals	3,221	0	5,965	0	0
Rev Total for Div: 4303	3,222	0	5,970	0	0
0000010 Personal Service					
6001000 SALARIES FULL-TIME	878,961	714,917	445,813	738,996	738,996
6001002 SALARIES TEMPORARY	65,589	67,377	61,939	74,577	74,577
6001003 SALARIES OVERTIME	37,441	28,500	25,756	28,500	28,500
6001004 SALARIES SHIFT DIFFERENTIAL	1,571	2,000	919	2,000	2,000
6001009 OTHER PERSONNEL SERVICES	6,603	8,500	3,160	7,000	7,000
0000010 Personal Service Totals	990,165	821,294	537,587	851,073	851,073
0000040 Contractual Expenditures					
6004021 BLDG MAINTENANCE SUPPLIES	33,353	47,396	20,227	45,000	45,000
6004022 FUEL AND HEATING SUPPLIES	17,695	26,082	9,131	25,000	25,000
6004023 BLDG AND GROUNDS SUPPLIES	30,428	32,134	18,278	32,000	32,000
6004030 FOOD AND BEVERAGES	0	0	39	0	0
6004040 MOTOR EQUIPMENT SUPPLIES	29,348	32,433	13,593	30,000	30,000
6004046 GAS OIL GREASE AND DIESEL FUEL	12,994	24,985	13,059	20,000	20,000
6004047 TIRES AND TUBES	4,871	5,084	3,972	5,000	5,000
6004048 MISC OPERATIONAL SUPPLIES	4,417	5,000	4,149	5,000	5,000
6004053 RECREATIONAL AND ACTIVITY SUPP	0	1,000	0	1,000	1,000
6004106 GENERAL OFFICE EXPENSES	0	0	89	100	100
6004112 BLDG GROUNDS AND EQUIP REPAIR	602	850	988	850	850
6004113 WATER AND SEWAGE CHARGES	5,538	7,800	4,366	7,800	7,800
6004115 ELECTRIC CURRENT	29,966	37,000	20,543	32,000	32,000

REPORT:BP033

BROOME COUNTY GOVERNMENT
REVENUE AND APPROPRIATION SUMMARY
BY DEPARTMENT AND DIVISION

FUND: 1010 General Operating
DEPT: 43000000 Parks and Recreation
DIV: 03 Parks & Rec-Parks

Account	2012 Actuals	2013 Budget	2013 YTD Actuals As of 08/28/13	2014 Budget Requested	2014 Budget Recommended
6004117 BUILDING AND GROUNDS EXPENSES	34,404	23,000	18,691	23,000	23,000
6004130 MOTOR EQUIP REPAIRS AND MAINT	0	1,000	0	1,000	1,000
6004133 UNIFORM AND CLOTHING ALLOWANCE	2,666	2,000	696	3,400	3,400
6004138 OTHER OPERATIONAL EXPENSES	5,030	2,500	1,423	2,500	2,500
6004162 EDUCATION AND TRAINING	50	0	60	0	0
6004196 COPYING MACHINE RENTALS	35	0	0	0	0
6004200 PROPERTY LOSS	2,356	0	0	0	0
0000040 Contractual Expenditures Totals	213,753	248,264	129,304	233,650	233,650
0000041 Chargeback Expenses					
6004614 OTHER CHARGEBACK EXPENSES	3,267	0	1,457	0	0
6004615 GASOLINE CHARGEBACK	24,554	38,400	9,643	30,000	30,000
0000041 Chargeback Expenses Totals	27,821	38,400	11,100	30,000	30,000
0000080 Employee Benefits					
6008001 STATE RETIREMENT	164,167	151,590	99,844	164,587	164,587
6008002 SOCIAL SECURITY	71,736	62,795	38,951	64,973	64,973
6008006 LIFE INSURANCE	363	289	150	225	225
6008007 HEALTH INSURANCE	208,224	149,941	105,880	177,029	177,029
6008009 RETIREE HEALTH INSURANCE	228,458	242,466	154,025	247,248	247,248
6008010 DISABILITY INSURANCE	129	129	82	78	78
0000080 Employee Benefits Totals	673,077	607,210	398,932	654,140	654,140
Exp Total for Div: 4303	1,904,816	1,715,168	1,076,923	1,768,863	1,768,863
Total for Div: 43000000	-1,901,594	-1,715,168	-1,070,953	-1,768,863	-1,768,863
Total for Dept: 43000000	-2,338,566	-2,178,761	-1,399,150	-2,261,123	-2,261,123

LIBRARY

BOARD

DIRECTOR

COUNTY LIBRARY

- Information Services
- Circulation Services
- Youth Services
- Administration
- Local History & Genealogy

COUNTY LIBRARY

MISSION STATEMENT

To provide materials and services to ensure community residents meet their personal, educational, professional and recreational information needs.

DESCRIPTION

The Library provides information for economic development within the community. Materials in various formats are provided to assist individuals and businesses in effectively responding to the changing marketplace. Special attention is devoted to currency of small business materials.

The Library serves as the gateway to reading and early literacy for children and young adults. Consideration is given to stimulating interest and appreciation of reading through programming and collection development.

The Library is the source of free recreational reading and life long learning for community residents. Emphasis is placed on providing a broad range of current fiction, non-fiction, and informational support in a variety of formats for all ages and reading levels. Programming classes and collection development tools are employed to meet the needs of this diverse community.

The Library houses a unique group of local history and genealogy materials, joining collections of the Library, Broome County Historical Society, Broome County Historian and City of Binghamton Historian. This allows researchers access to a wide range of materials on the history of the local Broome County area and family histories.

The Library is comprised of two defined service areas. As part of County government, the Library serves the citizens residing within the

political jurisdiction of Broome County. According to the 2010 U.S. census, this encompasses a geographical area of 707 square miles and a population of 200,600 from age's newborn to over 100. In addition, since Broome County also serves as the Central Library for the Four County Library System, its service area effectively includes the residents of Chenango, Delaware and Otsego Counties, an additional 3,343 square miles and 161,132 residents.

To meet the needs of this diverse patron base, the Library features the following service areas:

Information Services

- Broad based one-on-one or group research assistance
- Accommodation of all ages and reading levels
- Extensive research collection
- Magazine collection
- Electronic online resources
- Business files/research tools
- Approachable and knowledgeable staff
- Clear signage
- Adequate phone lines
- Accessible shelving
- Adequate casual seating
- Classes and workshops for adults covering a variety of interests, including basic computer classes

Youth Services

- Variety of materials and formats
- Multiple copies of popular titles
- Youth-friendly staff
- Easy accessibility
- Ample and inviting space
- Variety of early literacy classes and programs for ages 0-14
- Summer reading series to enhance school instruction throughout the year

Popular Materials

- Current and popular materials in a variety of formats
- Sufficient multiple copies to meet demand
- Monthly Community Book Club featuring library materials
- Reader's advisory service
- Browsing encouraged
- Attractive monthly displays of materials

Local History & Genealogy Center

- Cooperative materials collection
- Extensive primary source documents, photographic, digital and archival materials
- Regional focus for genealogical and migration materials
- Educational programs for local groups and schools
- Periodical collection dealing with genealogy and history
- Digitization projects for rare and archival materials
- Indexing and abstracting of original materials for online database
- Microfilm copies of local newspapers, and census documents

2014 OBJECTIVES

- Continue to provide valuable research assistance, encourage reading in the community, materials searching support and youth literacy services to Broome County and the Four County Region

- Continue to provide quality services to the 41 libraries in the Four County Library System as well as the Central Library
- Educate the public in the variety of electronic resources available in the Library
- Update Library collection for currency and relevancy
- Continue to maximize use of the Ahearn Business Resource Center
- Increase the Library's visibility within the community through programming, outreach and partnering
- Automate the local history index to an online database and add to Library database and website
- Continue creating the platform for a digitization project for the 170,000 obituary file collection
- Continue providing workshops and educational programs for school service groups, i.e. Books and Babies grant project

2014 BUDGET HIGHLIGHTS

- Continued resource sharing with the 41 libraries in the Four County Library System
- Contained controllable costs at 2012 levels
- Energy saving measures dropped electric consumption by 15%

40000008 LIBRARY/County Library

<u>Title of Position</u>	<u>Grade/Unit</u>	<u>2012 Actuals</u>	<u>As of 8/24/2013 Current Authorized</u>	<u>2014 Requested</u>	<u>2014 Recommended</u>
<u>FULL TIME</u>					
Library Director III	F Admin	1	1	1	1
Librarian III	20 CSEA	1	1	1	1
Librarian II	18 CSEA	2	2	2	2
Librarian I*	16 CSEA	3	3	2	2
Library Assistant	13 CSEA	1	1	1	1
Principal Library Clerk	12 CSEA	2	1	1	1
Senior Account Clerk	9 CSEA	1	1	1	1
Senior Library Clerk	8 CSEA	3	3	3	3
Library Clerk**	6 CSEA	7	7	5	5
Page	5 CSEA	<u>1</u>	<u>1</u>	<u>1</u>	<u>1</u>
Total Full-Time Positions		22	21	18	18
<u>PART TIME</u>					
Custodial Worker ***	6 CSEA	3	4	4	4
Library Clerk	6 CSEA	6	5	5	5
County Historian	NA	1	1	1	1
Deputy County Historian	NA	<u>1</u>	<u>1</u>	<u>1</u>	<u>1</u>
Total Part-Time Positions		11	11	11	11
TOTAL POSITIONS		33	32	29	29

* One position unfunded since 2012 abolished 2014

** One position unfunded since 2012 abolished 2014; one position unfunded since 2013 abolished in 2014; three positions unfunded in 2014

*** One position unfunded since 2013

BROOME COUNTY GOVERNMENT
REVENUE AND APPROPRIATION SUMMARY BY DEPARTMENT

FUND: 3150 Library Operating
DEPT: 40000000 County Library

Account	2012 Actuals	2013 Budget	2013 YTD Actuals As of 08/28/13	2014 Budget Requested	2014 Budget Recommended
0000002 Departmental Income					
5000100 LIBRARY COPY FEES	10,058	6,000	6,976	6,000	6,000
5000177 RENTALS & FEES	9,645	10,000	7,501	10,000	10,000
5000189 OTHER LOCAL GOVERNMENTS	662,109	849,688	504,031	683,261	683,261
5000312 RENTAL CHARGEBACKS	15,000	15,000	15,000	15,000	15,000
5000333 OTHER DEPARTMENTAL CHARGEBACK	0	0	0	30,120	30,120
5000426 MISCELLANEOUS	46,446	40,000	27,658	45,000	45,000
0000002 Departmental Income Total	743,258	920,688	561,166	789,381	789,381
0000003 Use of Money					
5000451 INTEREST AND EARNINGS	1,939	1,000	1,667	2,000	2,000
5000470 VENDING MACHINE	2,179	3,000	914	3,000	3,000
5000471 COMMISSIONS	1,246	1,000	640	1,000	1,000
0000003 Use of Money Total	5,364	5,000	3,221	6,000	6,000
0000006 Sale of Prop and Comp for Loss					
5000518 SALE OF EQUIPMENT	25	0	0	0	0
0000006 Sale of Prop and Comp for Loss Total	25	0	0	0	0
0000007 Misc Interfund Revenues					
5000531 GIFTS AND DONATIONS	2,428	2,800	1,763	2,500	2,500
5000532 PREMIUM & ACCRUED INT ON OBLIG	0	0	845	0	0
5000534 TRANSFER FROM INSURANCE RESERV	1,585	0	1,122	0	0
5000545 CREDIT CARD REBATES	47	0	0	0	0
5000562 TRANSFER FROM GENERAL FUND	1,475,815	1,274,533	1,274,533	1,205,549	1,205,549
5000570 EARNINGS ON TEMPORARY INVESTME	3	1,000	0	0	0
5000580 UNUSED CAPITAL FUND	11,155	0	0	0	0
5000592 PROCEEDS OF REFUNDING DEBT	0	0	11,377	0	0
0000007 Misc Interfund Revenues Total	1,491,033	1,278,333	1,289,640	1,208,049	1,208,049
0000008 State Aid					
5000808 OTHER STATE AID	59,118	10,000	5,289	10,000	10,000
0000008 State Aid Total	59,118	10,000	5,289	10,000	10,000

REPORT:BP032

BROOME COUNTY GOVERNMENT
REVENUE AND APPROPRIATION SUMMARY BY DEPARTMENT

FUND: 3150 Library Operating
DEPT: 40000000 County Library

Account	2012 Actuals	2013 Budget	2013 YTD Actuals As of 08/28/13	2014 Budget Requested	2014 Budget Recommended
0000009 Federal Aid					
5000952 ARRA DEBT REIMBURSEMENT	702	702	351	702	702
0000009 Federal Aid Total	<u>702</u>	<u>702</u>	<u>351</u>	<u>702</u>	<u>702</u>
Rev Totals for Dept: 40000000	<u>2,299,500</u>	<u>2,214,723</u>	<u>1,859,667</u>	<u>2,014,132</u>	<u>2,014,132</u>
0000010 Personal Service					
6001000 SALARIES FULL-TIME	701,273	711,599	405,830	636,498	636,498
6001001 SALARIES PART-TIME	101,982	120,228	56,668	104,875	104,875
0000010 Personal Service Totals	<u>803,255</u>	<u>831,827</u>	<u>462,498</u>	<u>741,373</u>	<u>741,373</u>
0000040 Contractual Expenditures					
6004010 BOOKS AND SUBSCRIPTIONS	1,204	1,500	0	1,500	1,500
6004012 OFFICE SUPPLIES	24,190	22,000	4,097	22,000	22,000
6004021 BLDG MAINTENANCE SUPPLIES	2,734	1,800	164	1,800	1,800
6004022 FUEL AND HEATING SUPPLIES	15,437	33,000	7,626	22,000	22,000
6004023 BLDG AND GROUNDS SUPPLIES	6,324	5,000	629	6,000	6,000
6004030 FOOD AND BEVERAGES	618	50	21	50	50
6004055 COMPUTER SOFTWARE AND SUPPLIES	87,062	75,062	51,208	75,062	75,062
6004056 COMPUTER EQUIPMENT (NON CAPITAL)	10,417	0	0	0	0
6004070 BOOKS ADULT SERVICES	76,734	57,034	14,038	65,951	65,951
6004071 JUVENILE BOOKS	52,540	49,316	15,529	49,523	49,523
6004073 SUBSCRIPTIONS	29,805	13,000	317	13,000	13,000
6004074 AUDIOVISUAL MATERIALS	34,672	34,000	15,360	34,000	34,000
6004075 ELECTRONIC ACCESS MATERIALS	10,375	11,900	3,522	11,900	11,900
6004076 LOCAL HISTORY	250	250	181	250	250
6004100 POSTAGE AND FREIGHT	963	2,300	390	1,200	1,200
6004105 DUES AND MEMBERSHIPS	2,502	2,745	1,202	2,745	2,745
6004106 GENERAL OFFICE EXPENSES	2,475	5,535	5,595	5,535	5,535
6004112 BLDG GROUNDS AND EQUIP REPAIR	7,707	2,000	852	2,000	2,000
6004113 WATER AND SEWAGE CHARGES	2,234	2,250	1,532	2,300	2,300
6004115 ELECTRIC CURRENT	71,117	80,000	27,928	76,000	76,000
6004117 BUILDING AND GROUNDS EXPENSES	11,287	12,000	8,824	19,348	19,348

BROOME COUNTY GOVERNMENT
REVENUE AND APPROPRIATION SUMMARY BY DEPARTMENT

FUND: 3150 Library Operating
DEPT: 40000000 County Library

Account	2012 Actuals	2013 Budget	2013 YTD Actuals As of 08/28/13	2014 Budget Requested	2014 Budget Recommended
6004136 OPERATIONAL EQUIPMENT REPAIRS	439	500	0	500	500
6004137 ADVERTISING AND PROMOTION EXPE	133	0	0	0	0
6004138 OTHER OPERATIONAL EXPENSES	1,224	0	0	0	0
6004162 EDUCATION AND TRAINING	160	300	0	200	200
6004165 ADVISORY BD/TRUSTEES EXPENSES	175	175	0	0	0
6004196 COPYING MACHINE RENTALS	4,648	6,000	2,702	5,200	5,200
6004200 PROPERTY LOSS	1,585	1,122	1,122	0	0
6004502 BOND AND NOTE ISSUE EXPENSE	0	0	114	0	0
6004504 OTHER FINANCIAL SERVICES	62	78	91	73	73
6004573 OTHER FEES FOR SERVICES	13,030	12,010	4,950	12,010	12,010
0000040 Contractual Expenditures Totals	472,123	430,927	167,994	430,147	430,147
0000041 Chargeback Expenses					
6004602 INSURANCE PREMIUM CHARGEBACK	9,494	9,996	4,998	12,094	12,094
6004604 DPW SECURITY CHARGEBACKS	94,776	95,455	47,728	98,508	98,508
6004606 TELEPHONE BILLING ACCOUNT	11,451	14,490	4,350	6,110	6,110
6004609 DATA PROCESSING CHARGEBACKS	78,057	54,698	37,601	71,170	71,170
6004614 OTHER CHARGEBACK EXPENSES	0	25	337	25	25
6004617 DUPLICATING/PRINTING CHARGEBAC	445	500	42	600	600
6004618 OFFICE SUPPLIES CHARGEBACK	3,150	3,500	1,753	3,100	3,100
6004619 BUILDING SERVICE CHARGEBACK	14,291	10,000	6,851	15,000	15,000
0000041 Chargeback Expenses Totals	211,664	188,664	103,660	206,607	206,607
0000060 Principal on Indebtedness					
6006000 PRINCIPAL ON SERIAL BONDS	7,280	7,592	7,592	7,912	7,912
6006001 PRINCIPAL ON BANS	0	4,341	0	0	0
6006008 PRINCIPAL ON CAPITAL LEASE	2,442	0	0	0	0
0000060 Principal on Indebtedness Totals	9,722	11,933	7,592	7,912	7,912
0000070 Interest on Indebtedness					
6007000 INTEREST ON SERIAL BONDS	4,630	4,630	2,878	3,964	3,964
6007005 INTEREST ON CAPITAL LEASE	618	0	0	0	0
0000070 Interest on Indebtedness Totals	5,248	4,630	2,878	3,964	3,964
0000080 Employee Benefits					

REPORT:BP032

BROOME COUNTY GOVERNMENT
REVENUE AND APPROPRIATION SUMMARY BY DEPARTMENT

FUND: 3150 Library Operating
DEPT: 40000000 County Library

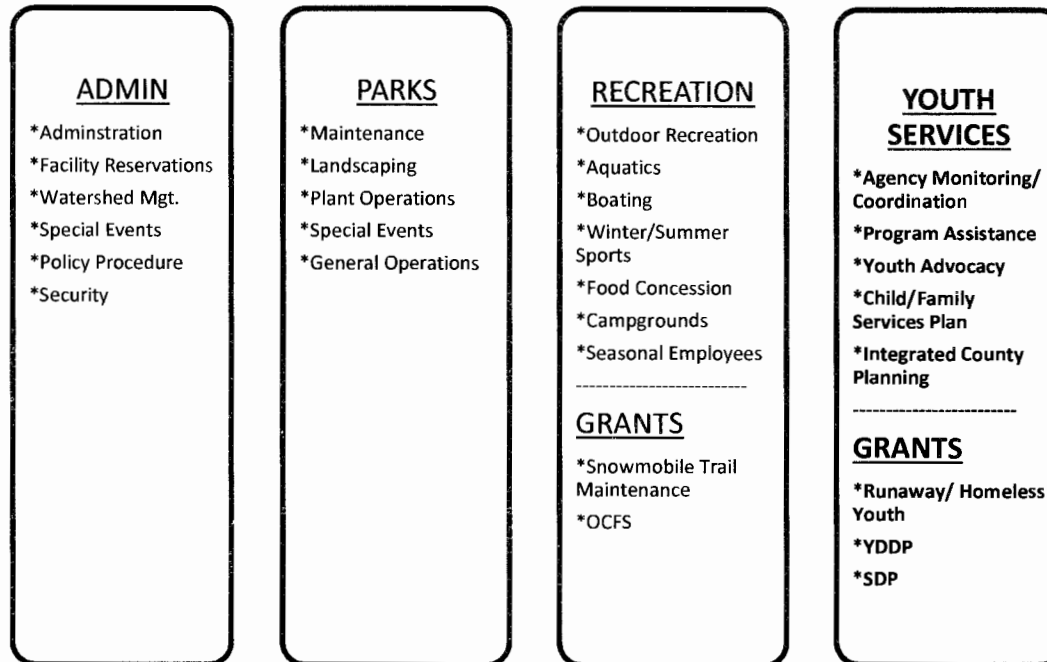
Account	2012 Actuals	2013 Budget	2013 YTD Actuals As of 08/28/13	2014 Budget Requested	2014 Budget Recommended
6008001 STATE RETIREMENT	135,966	174,577	91,810	166,915	166,915
6008002 SOCIAL SECURITY	58,252	63,635	33,407	56,696	56,696
6008004 WORKERS COMPENSATION	8,829	8,309	4,155	6,079	6,079
6008006 LIFE INSURANCE	331	342	146	210	210
6008007 HEALTH INSURANCE	218,936	236,661	124,166	199,292	199,292
6008009 RETIREE HEALTH INSURANCE	239,639	254,362	178,502	332,773	332,773
6008010 DISABILITY INSURANCE	129	0	-367	0	0
6008011 UNEMPLOYMENT INSURANCE	0	0	4,260	0	0
6008012 EMPLOYEE TUITION REIMBURSEMENT	57	10,000	464	5,500	5,500
6008013 HEALTH INS - RETIRE INCENTIVE	993	0	0	6,664	6,664
0000080 Employee Benefits Totals	663,132	747,886	436,543	774,129	774,129
Exp Totals for Dept: 40000000	2,165,144	2,215,867	1,181,165	2,164,132	2,164,132
Total for Dept: 40000000	134,356	-1,144	678,502	-150,000	-150,000

PARKS, RECREATION & YOUTH SERVICES

YOUTH SERVICES

PUBLIC WORKS
COMMISSIONER

DIRECTOR



PARKS, RECREATION & YOUTH SERVICES

Youth Bureau

MISSION STATEMENT

The Broome County Youth Bureau's mission is to promote and encourage the development of a comprehensive system of services to youth and their families through planning, funding, coordination, evaluation and advocacy.

DESCRIPTION

The Broome County Youth Bureau was established by a resolution adopted by the Broome County Legislature on July 6, 1971. The Youth Bureau is responsible for distributing Office of Children & Family Services funds to local agencies that provide services for youth in accordance with the Broome County Child & Family Services Plan. Local agencies apply to the County (Youth Bureau) for funds. Applications are evaluated by the Youth Bureau Advisory Board and approved by the County Legislature and County Executive. The Youth Bureau then applies to the NYS Office of Children and Family Services and/or other sources for program funding and enters into contracts with the agencies. The Youth Bureau also leads the efforts in planning for services for youth throughout Broome County.

2014 OBJECTIVES

- Strengthen and streamline our Request for Proposal process.
- Continue working with the Department of Social Services to strengthen the continuum of services and activities for children, youth and families identified in our Child and Family Services Plan.
- Continue to lead the effort to define goals, gather data and develop a comprehensive continuum for runaway and homeless youth, including the implementation of a program for runaway/homeless youth under age 21.

- Continue to monitor and evaluate all residential services provided for runaway and homeless youth under age of 21.
- Educate the community regarding youth issues, needs and problems and advocate for the adoption of strong legislation to better serve our youth.
- Continue to act as lead entity in planning efforts for youth in Broome County including the assessment of local youth needs and the development of strategies to address those needs.
- Reevaluate the funding priorities to better match the needs of the youth of Broome County.
- Work with various committees through-out the county to address pressing issues facing youth ie: teen pregnancy, child abuse, and suicide & drug abuse.
- Provide assistance to youth serving agencies through training, expert advice and coordination.

2014 BUDGET HIGHLIGHTS

- Continue to maintain Youth Services Program costs to state aid support level.

44010008 Youth Bureau

<u>Title of Position</u>	<u>Grade/Unit</u>	<u>2012 Actuals</u>	<u>As of 8/24/2013 Current Authorized</u>	<u>2014 Requested</u>	<u>2014 Recommended</u>
<u>FULL TIME</u>					
Executive Director Youth Bureau *	A- Admin II	<u>1</u>	<u>0</u>	<u>0</u>	<u>0</u>
Total Full-Time Positions		1	0	0	0
<u>PART TIME</u>					
Total Part-Time Positions		0	0	0	0
TOTAL POSITIONS		1	0	0	0

* Youth Bureau consolidated with Parks Department in 2013

REPORT:BP032

BROOME COUNTY GOVERNMENT
REVENUE AND APPROPRIATION SUMMARY BY DEPARTMENT

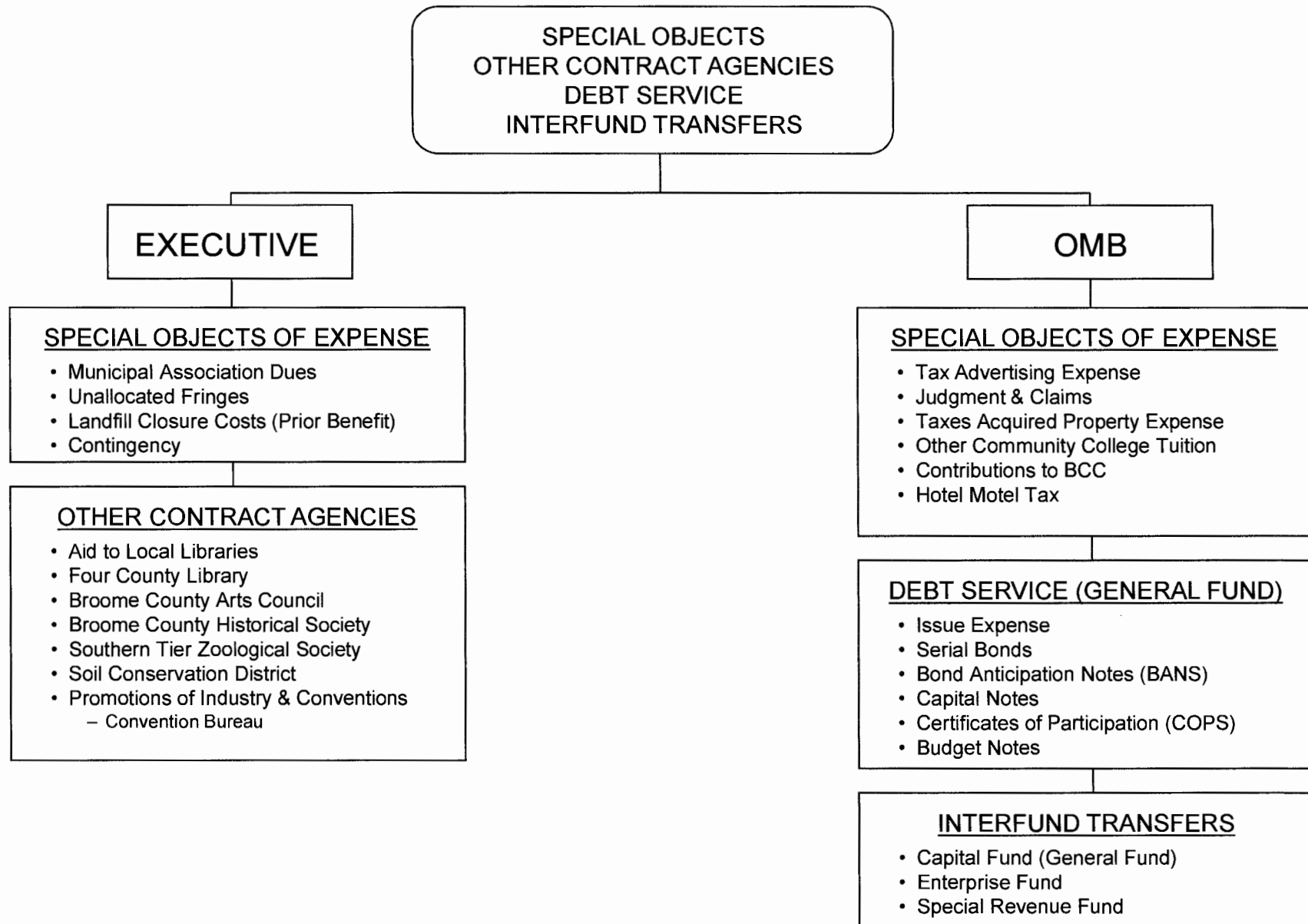
FUND: 1010 General Operating
DEPT: 44000000 Youth Bureau

Account	2012 Actuals	2013 Budget	2013 YTD Actuals As of 08/28/13	2014 Budget Requested	2014 Budget Recommended
0000010 Personal Service					
6001000 SALARIES FULL-TIME	50,455	0	0	0	0
0000010 Personal Service Totals	<u>50,455</u>	<u>0</u>	<u>0</u>	<u>0</u>	<u>0</u>
0000040 Contractual Expenditures					
6004105 DUES AND MEMBERSHIPS	602	0	0	0	0
6004160 MILEAGE AND PARKING-LOCAL	680	0	0	0	0
6004165 ADVISORY BD/TRUSTEES EXPENSES	95	0	0	0	0
0000040 Contractual Expenditures Totals	<u>1,377</u>	<u>0</u>	<u>0</u>	<u>0</u>	<u>0</u>
0000041 Chargeback Expenses					
6004602 INSURANCE PREMIUM CHARGEBACK	2	0	0	0	0
0000041 Chargeback Expenses Totals	<u>2</u>	<u>0</u>	<u>0</u>	<u>0</u>	<u>0</u>
0000080 Employee Benefits					
6008001 STATE RETIREMENT	7,249	0	0	0	0
6008002 SOCIAL SECURITY	3,628	0	0	0	0
6008004 WORKERS COMPENSATION	359	0	0	0	0
6008006 LIFE INSURANCE	19	0	0	0	0
6008007 HEALTH INSURANCE	10,690	0	0	0	0
6008009 RETIREE HEALTH INSURANCE	6,078	0	0	0	0
0000080 Employee Benefits Totals	<u>28,023</u>	<u>0</u>	<u>0</u>	<u>0</u>	<u>0</u>
Exp Totals for Dept: 44000000	<u>79,857</u>	<u>0</u>	<u>0</u>	<u>0</u>	<u>0</u>
Total for Dept: 44000000	<u>-79,857</u>	<u>0</u>	<u>0</u>	<u>0</u>	<u>0</u>

UNALLOCATED ITEMS

<u>DEPARTMENT/DIVISION</u>	<u>PAGE</u>
Special Objects of Expense/Contract Agencies	426
Debt Service	433
Interfund Transfers	436

UNALLOCATED ITEMS



UNALLOCATED ITEMS

Introduction

Unallocated Items present the miscellaneous expenditure and revenue items, which are not appropriately presented elsewhere in a specific department. This section of the budget contains three components designated as departments for accounting convenience, but without such recognition in the Charter. The three components are: **Special Objects of Expense; Debt Service; and Interfund Transfers.**

SPECIAL OBJECTS OF EXPENSE

Introduction

This unit contains the most varied of the expenditure and revenue items arranged by function or program.

Appropriations

General Government

The administration of property taxes requires several expenditure accounts. **Tax Advertising and Expenses** are the advertising and other legal expenses incurred in enforcing property tax collection. **Tax Acquired Property Expenses** are expenses incurred in the maintenance of property acquired by the County for non-payment of taxes.

Judgments and Claims are payments for judgments against the County.

Municipal Association Dues are for the County's membership in the New York State Association of Counties and any other County wide

memberships. Additional memberships specific to a particular department are shown in each department. Cost of membership is generally based upon population.

The **Contingent Account** is established according to Article VI, Section 604, B, (2) and operated according to Section 609 of the Administrative Code. It is the County Executive's estimate of unexpected expenditures, which may arise during the year.

Education

Other Community College Tuition is Broome County's **mandated** share of the costs of Broome's citizens attending another New York community college. This amount serves as the sponsor share required to match state aid and tuition to finance local community colleges.

Contributions to Broome Community College (BCC) is the County's share of operating costs for the budget year. Although presented as a contractual expenditure, this is essentially an interfund transfer of resources required to balance the Community College fund. Because the Community College's fiscal year is the same as its academic year, the County Legislature adopts BCC's budget during the summer and commits the County to appropriate the local sponsor's share in the upcoming budget year. The Community College's capital and debt service requirements are also presented in this section of the budget (see **Debt Service** and **Interfund Transfers** below).

Public Safety

Justices and Constables record the **mandated** quarterly payment of court costs incurred by town courts operating outside of normal

County Court hours. This account is administered by the Law Department. The payments are made to the state as reimbursement.

Undistributed

Certain employee fringe benefit calculations are aggregated upon a Countywide or fund level in **Unallocated Employee Benefits** instead of a departmental basis. **Unemployment** and **State Retirement** are unallocated costs as are the costs for **Health Insurance** and Medicare for retired employees whose department may no longer exist (i.e., Courts or Chenango Bridge Nursing Home).

The amount in **Salary and Fringe Benefit accounts** represents the cost of implementing salary and fringe benefit adjustments not included in department budgets. These accounts are also used to balance requested and/or base budgets with recommended and adopted increases.

Revenue

There is a recovery of **Charges for Tax Advertising** from the sale of property acquired for tax purposes.

Other Contract Agencies

Introduction

Section 224 of County Law permits counties to support the services of specified types of non-profit organizations; corporations, associations, and agencies provided the services are rendered within the supporting County.

Economic Assistance & Opportunity

The **Convention Bureau** is a unit of the Broome County Chamber of Commerce. It is responsible for attracting meetings, conferences, trade shows and visitors to our community. The staff attends selected trade shows, participates in information centers, conducts sales blitzes, and produces a variety of promotional material on Broome County. The County's support for this bureau is offset by the collection of a hotel/motel tax.

Culture & Recreation

The **Aid to Local Libraries** compensates municipally funded libraries in Broome County for the added expense of non-resident use. This expense funds non-resident taxpayer supported expense of operating local libraries.

The **Four County Library System (FCLS)** utilizes Broome County funds to defray the cost of bookmobile service to thirteen communities, nursing homes and correctional facilities, most of which do not have ready access to public library service. FCLS pays the other costs of this program from its own funds. The funds also provide delivery service to each of the public libraries in Broome, enabling them to share their resources more efficiently, thereby providing better service.

The **Broome County Arts Council** is a private non-profit service organization, which raises money from local contributors and awards 90% of those funds as grants to local non-profit arts and cultural institutions, organizations and individual artists in Broome County. Other service include public advocacy for the arts, grants seminars, board trainings, arts promotion for economic development, educations and community building; public clearinghouse for events, grant and artist opportunities and referrals.

The Southern Tier Zoological Society, Inc. (Ross Park Zoo)

Provides a wide variety of animals, horticulture exhibits, an outreach program via a Zoo-mobile, guided and non-guided tours, picnic facilities, a free carousel and leases space to the Discovery Center. Annually, it reaches school children via on-site programs, participates in endangered species programs, and a variety of special events. Opened in 1875, it is the only facility of it's kind within seventy miles and the nation's fifth oldest.

Home & Community

The **Broome County Soil and Water Conservation District** provides two services. The District's main goal is to provide technical information relative to the land occupiers of the County, including farmers, residents, public landholder, etc. Technical information is available on a one-on-one basis, including information on soils, drainage, water storage, critical area seeding, tree planting for forestry purposes, fish stocking and land management techniques to reduce erosion. Special efforts encourage the use of no-till and minimum tillage techniques. The District specializes in application of critical and recreational area hydro seeding, especially on public properties. Other ongoing programs include a yearly tree seedling sale, reforestation tree planting, and fish stocking (both for private and public waters). When stream protection is completed for County or towns, all costs are charged to the municipality involved.

The **Broome County Historical Society** provides research of local history and genealogy center at the Broome County Public Library and the Roberson Museum. Using publications, exhibition and educational programs to collect, preserve and interpret the history of Broome County.

The **Roberson Museum and Science Center** provides exhibitions and education to the community regarding our cultural heritage and various other programs.

BROOME COUNTY GOVERNMENT
 REVENUE AND APPROPRIATION SUMMARY BY DEPARTMENT

FUND: 1010 General Operating
 DEPT: 90000000 Special Objects

Account	2012 Actuals	2013 Budget	2013 YTD Actuals As of 08/28/13	2014 Budget Requested	2014 Budget Recommended
0000001 Tax Items					
5000011 HOTEL/MOTEL OCCUPANCY TAX	1,123,570	1,140,000	431,620	900,000	900,000
5000012 OCC TAX ECO DEV	771,379	760,000	287,747	600,000	600,000
0000001 Tax Items Total	1,894,949	1,900,000	719,367	1,500,000	1,500,000
0000002 Departmental Income					
5000103 CHGS FOR TAX ADV/REDEMPTION EX	13,174	17,000	84	13,600	13,600
0000002 Departmental Income Total	13,174	17,000	84	13,600	13,600
0000007 Misc Interfund Revenues					
5000530 REFUNDS OF PRIOR YEARS EXPENDI	2,030	0	0	0	0
0000007 Misc Interfund Revenues Total	2,030	0	0	0	0
Rev Totals for Dept: 90000000	1,910,153	1,917,000	719,451	1,513,600	1,513,600
0000010 Personal Service					
6001000 SALARIES FULL-TIME	0	0	0	136,397	136,397
6001011 DISCRETIONARY SALARY SAVINGS	0	-2,589,492	0	-2,932,233	-2,932,233
0000010 Personal Service Totals	0	-2,589,492	0	-2,795,836	-2,795,836
0000040 Contractual Expenditures					
6004137 ADVERTISING AND PROMOTION EXPE	238	10,000	-32	10,000	10,000
6004162 EDUCATION AND TRAINING	165	0	0	0	0
6004182 OTHER COMM COLLEGES TUITION	744,819	750,000	437,665	800,000	800,000
6004183 CONTRIBUTION TO BROOME COMM CO	6,791,937	6,841,937	6,841,937	6,978,776	6,978,776
6004500 ACCTG AND COST ALLOCATION SERV	4,500	4,500	4,500	4,500	4,500
6004535 JUSTICES AND CONSTABLE FEES	8,050	10,000	3,680	10,000	10,000
6004581 CONTINGENT FUND	0	102,735	0	150,000	150,000
6004582 JUDGEMENTS AND CLAIMS	0	2,000	0	0	0
6004585 TAX ADVERTISING AND EXPENSE	10,210	15,000	0	15,000	15,000
6004586 MUNICIPAL ASSN DUES	23,310	27,000	23,657	27,000	27,000

REPORT:BP032

BROOME COUNTY GOVERNMENT
REVENUE AND APPROPRIATION SUMMARY BY DEPARTMENT

FUND: 1010 General Operating
DEPT: 90000000 Special Objects

Account	2012 Actuals	2013 Budget	2013 YTD Actuals As of 08/28/13	2014 Budget Requested	2014 Budget Recommended
6005000 BROOME COUNTY ARTS COUNCIL	87,300	84,296	42,148	84,296	68,967
6005015 BROOME COUNTY HISTORICAL SOCIE	19,400	18,732	18,732	18,732	15,326
6005017 SOIL CONSERVATION SERVICE	73,500	70,970	53,228	70,970	58,064
6005022 CONVENTION BUREAU	324,647	222,566	166,925	222,566	182,092
6005023 FOUR COUNTY LIBRARY SYSTEM	19,400	18,732	18,732	19,400	15,326
6005024 AID TO LOCAL LIBRARIES	159,500	159,010	86,368	159,010	93,307
6005025 SO TIER ZOOLOGICAL SOC	286,454	276,595	207,446	276,655	226,298
6005026 MARKETING/ECONOMIC DEVELOPMENT	182,387	350,000	275,461	380,000	380,000
6005035 BROWNFIELD REMEDIATION MUNICIP	8,088	410,000	7,902	220,000	220,000
6005038 ROBERSON MUSEUM & SCIENCE CEN	0	0	0	34,000	0
0000040 Contractual Expenditures Totals	8,743,905	9,374,073	8,188,349	9,480,905	9,254,656
0000041 Chargeback Expenses					
6004614 OTHER CHARGEBACK EXPENSES	23,275	0	0	0	0
6004615 GASOLINE CHARGEBACK	0	-50,000	0	-50,000	-50,000
0000041 Chargeback Expenses Totals	23,275	-50,000	0	-50,000	-50,000
0000080 Employee Benefits					
6008001 STATE RETIREMENT	0	-665,945	0	-645,514	-645,514
6008002 SOCIAL SECURITY	0	0	0	10,434	10,434
6008009 RETIREE HEALTH INSURANCE	139,152	111,104	74,343	127,844	127,844
6008011 UNEMPLOYMENT INSURANCE	0	50,000	0	50,000	50,000
6008013 HEALTH INS - RETIRE INCENTIVE	1,003	0	0	0	0
0000080 Employee Benefits Totals	140,155	-504,841	74,343	-457,236	-457,236
0000090 Transfers					
6009002 TRANSFER TO GRANT FUND	60,000	0	0	0	0
0000090 Transfers Totals	60,000	0	0	0	0
Exp Totals for Dept: 90000000	8,967,335	6,229,740	8,262,692	6,177,833	5,951,584
Total for Dept: 90000000	-7,057,182	-4,312,740	-7,543,241	-4,664,233	-4,437,984

Debt Service (General Fund Only)

Introduction

This unit presents the repayment of principal and interest costs incurred by the General Fund. It also includes debt service for the community college. Debt service related to projects undertaken for the New York State Courts System is a County responsibility and included here.

Bond and Note Issue Expenses for issuing debt for the entire County are presented here. These costs are for legal advice (commonly referred to as bond counsel), financial advice and the advertising and printing costs of the debt instruments.

A detailed description of **Principal and Interest** as well as the various debt instruments (**Serial Bond, Bond Anticipation Note**, etc.) is supplied in the Supplementary section fo the budget. It should be noted that these costs are backed by the full faith and credit of the County. **Other Financial Fees** are MBBA costs associated with the 2010 borrowing and **ARRA Debt Reimbursement** is federal aid that is associated with the same issuance.

REPORT:BP032

BROOME COUNTY GOVERNMENT
REVENUE AND APPROPRIATION SUMMARY BY DEPARTMENT

FUND: 1010 General Operating
DEPT: 91000000 Debt Service (General Fund)

Account	2012 Actuals	2013 Budget	2013 YTD Actuals As of 08/28/13	2014 Budget Requested	2014 Budget Recommended
0000007 Misc Interfund Revenues					
5000530 REFUNDS OF PRIOR YEARS EXPENDI	21	0	0	0	0
5000532 PREMIUM & ACCRUED INT ON OBLIG	144,817	0	384,595	0	0
5000563 TRANSFER FROM CAPITAL FUND	0	0	0	25,000	25,000
5000566 TRANSFER OF COPS RESERVE	207,692	0	0	0	0
5000570 EARNINGS ON TEMPORARY INVESTME	30,119	50,000	0	0	0
5000592 PROCEEDS OF REFUNDING DEBT	0	0	1,810,375	0	0
0000007 Misc Interfund Revenues Total	382,649	50,000	2,194,970	25,000	25,000
0000009 Federal Aid					
5000952 ARRA DEBT REIMBURSEMENT	145,920	145,939	72,970	145,940	145,940
0000009 Federal Aid Total	145,920	145,939	72,970	145,940	145,940
Rev Totals for Dept: 91000000	528,569	195,939	2,267,940	170,940	170,940
0000040 Contractual Expenditures					
6004502 BOND AND NOTE ISSUE EXPENSE	50,814	80,000	62,386	80,000	80,000
6004504 OTHER FINANCIAL SERVICES	17,073	16,125	16,378	15,137	15,137
0000040 Contractual Expenditures Totals	67,887	96,125	78,764	95,137	95,137
0000060 Principal on Indebtedness					
6006000 PRINCIPAL ON SERIAL BONDS	1,720,729	2,318,558	2,331,858	2,414,011	2,414,011
6006001 PRINCIPAL ON BANS	233,117	740,723	740,724	1,094,433	1,094,433
0000060 Principal on Indebtedness Totals	1,953,846	3,059,281	3,072,582	3,508,444	3,508,444
0000070 Interest on Indebtedness					
6007000 INTEREST ON SERIAL BONDS	932,102	1,066,104	745,152	960,025	960,025
6007001 INTEREST ON BANS	24,825	198,727	198,726	423,179	423,179
6007006 INTEREST ON COPS	847,613	0	0	0	0
6007008 INTEREST ON TANS	354,014	0	0	80,000	80,000
6007009 INTEREST ON RANS	0	175,000	168,333	0	0

REPORT:BP032

BROOME COUNTY GOVERNMENT
REVENUE AND APPROPRIATION SUMMARY BY DEPARTMENT

FUND: 1010 General Operating
DEPT: 91000000 Debt Service (General Fund)

Account	2012 Actuals	2013 Budget	2013 YTD Actuals As of 08/28/13	2014 Budget Requested	2014 Budget Recommended
0000070 Interest on Indebtedness Totals	2,158,554	1,439,831	1,112,211	1,463,204	1,463,204
Exp Totals for Dept: 91000000	4,180,287	4,595,237	4,263,557	5,066,785	5,066,785
Total for Dept: 91000000	-3,651,718	-4,399,298	-1,995,617	-4,895,845	-4,895,845

Interfund Transfers (General Fund Only)

Introduction

This unit presents the resources to be moved from the General Fund to support operations in other funds or to fund the General Fund's capital projects. The interfund transfer is the mechanism that allocates general revenues to the various capital, special and proprietary subfunds. Certain end of the accounting period adjustments may also occur in these accounts.

All government operating funds must balance – revenues must equal expenditures. If a transfer or contribution from the General Fund is required to balance an operating subfund, it is listed as required tax support in **Schedule 1 - Summary by Funds**.

The reader should note that these transfers are not used when calculating the total size of the County's operating budget. The transfer is both an appropriation to the General Fund and a revenue required by another subfund needed to support its total spending needs. Because it has a doubling effect on both appropriations and revenue, common practice removes such internal transfers.

Unlike the operating subfunds, the transfer required by the community college is presented as a contractual appropriation (an obligation incurred when the community college's budget is adopted during the previous summer). It is presented under **Special Objects of Expense** as a contractual expense item. This "transfer" is counted as part of the County's operating budget because the college's total operating costs are not included in the operating budget due to the different fiscal periods.

Presented in this section of the budget, are Transfers to Capital for projects sponsored by the General Fund departments and by Broome Community College. These amounts will appear under account code 6009004 **Transfer to Capital**. The details of the transfer is required for the Capital fund are listed by department in the **Capital Budget** and in the **Capital Program**. The required amounts are appropriated in the proper fund. (No down payment is required on capital projects per State Law).

REPORT:BP032

BROOME COUNTY GOVERNMENT
REVENUE AND APPROPRIATION SUMMARY BY DEPARTMENT

FUND: 1010 General Operating
DEPT: 92000000 Interfund Transfers

Account	2012 Actuals	2013 Budget	2013 YTD Actuals As of 08/28/13	2014 Budget Requested	2014 Budget Recommended
0000007 Misc Interfund Revenues					
5000580 UNUSED CAPITAL FUND	2,429,627	0	206,909	0	0
5000581 UNUSED GRANT	-682	0	0	0	0
0000007 Misc Interfund Revenues Total	2,428,945	0	206,909	0	0
Rev Totals for Dept: 92000000	2,428,945	0	206,909	0	0
0000090 Transfers					
6009003 TRANSFER TO ENTERPRISE FUND	1,780,595	1,359,999	1,359,999	2,720,932	2,720,932
6009004 CONTB TO COMM COLLEGE	572,774	0	0	0	0
6009006 TRANSFER TO SPECIAL REV FUND	8,912,830	11,699,690	11,699,690	10,421,824	10,421,824
0000090 Transfers Totals	11,266,199	13,059,689	13,059,689	13,142,756	13,142,756
Exp Totals for Dept: 92000000	11,266,199	13,059,689	13,059,689	13,142,756	13,142,756
Total for Dept: 92000000	-8,837,254	-13,059,689	-12,852,780	-13,142,756	-13,142,756

**THIS PAGE IS
INTENTIONALLY LEFT BLANK**

CAPITAL BUDGET

<u>DEPARTMENT/DIVISION</u>	<u>PAGE</u>
2014 Capital Program	440
Summary of Debt	451
History of Debt Service	453
Serial Bonds	454
BANS	483
Statement of Authorized and Un-borrowed Debt	486
Authorized Capital Projects	488
Debt Statement Summary	493
Community College Debt Liability & Payment History	494

CAPITAL BUDGET

2014 Recommended Capital Program

Project Title and Description	Estimated Project Cost	Funding Sources				Bond Authority	Annual Added To Taxes	YPU	LFL Sect 11	Percent Increase Taxes
		Federal	State	County	Fees/Other					
AVIATION										
RUNWAY 16 THRESHOLD RELOCATION (construction) The relocation of the threshold (landing area) for runway 16 will allow additional 200' of runway for take off and landing. In order to accommodate this relocation navigational aids and facilities associated with the primary runway, Runway 16-34 will be replaced and repositioned. The project will also improve the approach to R/W 16 by eliminating the current offset localizer approach, and lowering the threshold crossing height. BO # 1715	\$3,850,000	\$3,465,000	\$192,500	\$0	\$192,500	\$3,850,000	\$0	30	15	0.0000 %
AVIATION 2014 Total	\$3,850,000	\$3,465,000	\$192,500	\$0	\$192,500	\$3,850,000	\$0			0.0000 %
BCC										
HVAC AND ROOF CRITICAL REPLACEMENTS Replacement of failed Decker patio roof, and replacement of aging boilers et al. BO # 1982	\$500,000	\$0	\$250,000	\$250,000	\$0	\$500,000	\$29,683	10	90	0.0437 %
MASTER PLAN UPDATE Update campus master plan to incorporate student housing and other emerging priorities BO # 1983	\$300,000	\$0	\$150,000	\$150,000	\$0	\$300,000	\$32,987	5	62	0.0486 %
BCC 2014 Total	\$800,000	\$0	\$400,000	\$400,000	\$0	\$800,000	\$62,670			0.0923 %

“Property Tax” is calculated with the YPU and Bond amount. This does not include any portion of a project that is supported by fees.

2014 Recommended Capital Program

Project Title and Description	Estimated Project Cost	Funding Sources				Bond Authority	Annual Added To Taxes	YPU	LFL Sect 11	Percent Increase Taxes
		Federal	State	County	Fees/Other					
COUNTY CLERK - RECORDS MANAGEMENT										
DIGITIZE PERMANENT RECORDS	\$200,000	\$0	\$0	\$200,000	\$0	\$200,000	\$43,983	5	72	0.0647 %
<p>The Records Center houses inactive records, (~13k cf). Most can be kept in non-paper format. The plan is to scan & digitize all permanent paper records. The largest cost is the purchase & setup of software, hardware & licensing fees. There will be two phases; scan stored permanent records, and scan new, incoming records. Scanning stored records may be out-sourced. Costs for incoming records would be charged to each dept budget. We will apply for grant funding from NYS Local Govt Rcds Mgmt. We can supplement with grant funds. Local Government Records Management Improvement Fund (LGRMIF) is available. Maximum grant award is \$75,000.</p> <p>BO # 1971</p>										
COUNTY CLERK - RECORDS MANAGEMENT 2014 Total	\$200,000	\$0	\$0	\$200,000	\$0	\$200,000	\$43,983			0.0647 %
DPW - ENGINEERING										
WATERSHED ANNUAL MAINTENANCE	\$65,000	\$0	\$0	\$65,000	\$0	\$65,000	\$7,718	10	3	0.0114 %
<p>Annual maintenance to address sediment and other safety issues of the flood protection dams. On a primary basis utilize in-house staff and equipment when possible.</p> <p>BO # 1350</p>										
DPW - ENGINEERING 2014 Total	\$65,000	\$0	\$0	\$65,000	\$0	\$65,000	\$7,718			0.0114 %

"Property Tax" is calculated with the YPU and Bond amount. This does not include any portion of a project that is supported by fees.

2014 Recommended Capital Program

Project Title and Description	Estimated Project Cost	Funding Sources				Bond Authority	Annual Added To Taxes	YPU	LFL Sect 11	Percent Increase Taxes
		Federal	State	County	Fees/Other					
DPW - ENGINEERING B&G										
COUNTY BUILDING RENOVATIONS Purchase materials and supplies for unanticipated repairs/modifications to County building due to unforeseen situations of code compliance, office renovations, structural features and material failures. Upgrades and renovations as needed BO # 1409	\$200,000	\$0	\$0	\$200,000	\$0	\$200,000	\$43,983	5	35	0.0647 %
SYSTEMATIC ROOF REPLACEMENT AT COUNTY FACILITIES A large majority of roofs at the County facilities are reaching the end of their useful life. This project addresses the need to systematically replace the roofs to reduce damage caused by leaks. Roof repairs or replacement as necessary BO # 1950	\$150,000	\$0	\$0	\$150,000	\$0	\$150,000	\$12,793	15	12 (2)	0.0188 %
DPW - ENGINEERING B&G 2014 Total	\$350,000	\$0	\$0	\$350,000	\$0	\$350,000	\$56,776			0.0836 %
DPW - FLEET MANAGEMENT										
DPW FLEET REPLACEMENT Replace vehicles including but not limited to cars, light trucks and vans based on age, mileage and shape of County fleet. BO # 1416	\$250,000	\$0	\$0	\$250,000	\$0	\$250,000	\$88,808	3	77	0.1307 %
DPW - FLEET MANAGEMENT 2014 Total	\$250,000	\$0	\$0	\$250,000	\$0	\$250,000	\$88,808			0.1307 %
DPW - HIGHWAYS										
HIGHWAY RECONSTRUCTION/REHABILITATION Reconstruct/Rehab County highways as needed, based on pavement condition, sufficiency and priority. BO # 1417	\$2,250,000	\$0	\$0	\$2,250,000	\$0	\$2,250,000	\$191,899	15	20c	0.2825 %
DPW - HIGHWAYS 2014 Total	\$2,250,000	\$0	\$0	\$2,250,000	\$0	\$2,250,000	\$191,899			0.2825 %

"Property Tax" is calculated with the YPU and Bond amount. This does not include any portion of a project that is supported by fees.

2014 Recommended Capital Program

Project Title and Description	Estimated Project Cost	Funding Sources				Bond Authority	Annual Added To Taxes	YPU	LFL Sect 11	Percent Increase Taxes
		Federal	State	County	Fees/Other					
DPW - HIGHWAYS/ENGINEERING/BRIDGES										
HOOPER RD BRIDGE (BIN 3358710) REHAB (CONSTRUCT) Construction phase for rehabilitation of Hooper Road over NYS Rt 17C Bridge (BIN 3358710) based on NYSDOT biennial inspections and ratings. Also project needs to be coordinated/synched with NYSDOT project in area. Project has received State and Federal Aid for construction. County upfronts entire amount and then receives 80% reimbursement from Federal funds and 15% reimbursement from State funds (PIN 9753.69. Final cost to the County after reimbursement is \$109,300. BO # 1989	\$2,186,000	\$1,748,800	\$327,900	\$109,300	\$0	\$2,186,000	\$7,518	20	10	0.0111 %
SOUTH STREET BRIDGE REHAB (CONSTRUCT) Construction phase for rehabilitation of South Street Bridge based on biennial inspections and bridge ratings. Bridge is currently closed. BO # 1990	\$1,400,000	\$0	\$1,120,000	\$280,000	\$0	\$1,400,000	\$19,258	20	10	0.0284 %
UNANTICIPATED BRIDGES/CULVERT REPAIRS Repair and/or replacement of County bridges and culverts to address structural and/or safety flags resulting from NYSDOT biennial inspection of bridges and County DPW inspection of culverts with 5 foot and over span. BO # 1421	\$400,000	\$0	\$0	\$400,000	\$0	\$400,000	\$27,512	20	10	0.0405 %
DPW - HIGHWAYS/ENGINEERING/BRIDGES 2014 Total	\$3,986,000	\$1,748,800	\$1,447,900	\$789,300	\$0	\$3,986,000	\$54,287			0.0799 %
DPW - HIGHWAYS/ROAD MACHINERY										
HIGHWAY EQUIPMENT REPLACEMENT Replace Road Maintenance and Snow removal equipment as necessary. BO # 1371	\$750,000	\$0	\$0	\$750,000	\$0	\$750,000	\$89,048	10	28	0.1311 %
DPW - HIGHWAYS/ROAD MACHINERY 2014 Total	\$750,000	\$0	\$0	\$750,000	\$0	\$750,000	\$89,048			0.1311 %

"Property Tax" is calculated with the YPU and Bond amount. This does not include any portion of a project that is supported by fees.

2014 Recommended Capital Program

Project Title and Description	Estimated Project Cost	Funding Sources				Bond Authority	Annual Added To Taxes	YPU	LFL Sect 11	Percent Increase Taxes
		Federal	State	County	Fees/Other					
EMERGENCY SERVICES										
UNINTERRUPTIBLE POWER SUPPLY (UPS) REPLACEMENT-911 UPS is a single point of failure risk to entire 911 center operation including radio system. Conservative life expectancy is 15 years. Current system is 18 years old (original to the building)and should be replaced. N/A BO # 2048	\$120,000	\$0	\$0	\$120,000	\$0	\$120,000	\$26,390	5	35	0.0388 %
EMERGENCY SERVICES 2014 Total	\$120,000	\$0	\$0	\$120,000	\$0	\$120,000	\$26,390			0.0388 %
INFORMATION TECHNOLOGY										
COMPUTER EQUIPMENT REPLACEMENT/UPDATE TECHNOLOGY Expand enterprise level applications such as Electronic Document Management, VoIP/Collaboration tools and upgrade communications infrastructure to include enterprise wifi and replace outdated wireless communications equipment for remote locations. This capital request also includes a major upgrade to PeopleSoft and revisiting the chart of accounts and roll level security customizations. Phase 2 of a multi-year project to provide wifi to various county buildings. BO # 1423	\$930,000	\$0	\$0	\$930,000	\$0	\$930,000	\$204,772	5	32	0.3015 %
INFORMATION TECHNOLOGY 2014 Total	\$930,000	\$0	\$0	\$930,000	\$0	\$930,000	\$204,772			0.3015 %

“Property Tax” is calculated with the YPU and Bond amount. This does not include any portion of a project that is supported by fees.

2014 Recommended Capital Program

Project Title and Description	Estimated Project Cost	Funding Sources				Bond Authority	Annual Added To Taxes	YPU	LFL Sect 11	Percent Increase Taxes
		Federal	State	County	Fees/Other					
PARKS & RECREATION										
FARMERS MARKET CONSTRUCTION To participate in the construction of a building to house the farmer's market BO # 2093	\$150,000	\$0	\$0	\$150,000	\$0	\$150,000	\$12,793	15	11(2C)	0.0188 %
PARKS EQUIPMENT To purchase a Bobcat BO # 1427	\$45,000	\$0	\$0	\$45,000	\$0	\$45,000	\$3,838	15	28	0.0057 %
PARKS EQUIPMENT REPLACEMENT Systematically replce, based on use and age, vehcles (pickup trucks) that the department maintains outside parameters of Central Fleet BO # 1997	\$75,000	\$0	\$0	\$75,000	\$0	\$75,000	\$8,905	10	28	0.0131 %
PARKS FACILITIES REPAIRS AND RENOVATIONS Systematically upgrade, repair and renovate current park facilities. BO # 1428	\$50,000	\$0	\$0	\$50,000	\$0	\$50,000	\$10,996	5	35	0.0162 %
PARKS & RECREATION 2014 Total	\$320,000	\$0	\$0	\$320,000	\$0	\$320,000	\$36,532			0.0538 %

"Property Tax" is calculated with the YPU and Bond amount. This does not include any portion of a project that is supported by fees.

2014 Recommended Capital Program

Project Title and Description	Estimated Project Cost	Funding Sources				Bond Authority	Annual Added To Taxes	YPU	LFL Sect 11	Percent Increase Taxes
		Federal	State	County	Fees/Other					
PARKS & RECREATION/ARENA										
ARENA EFFICIENCY PROJECT This project is to include but not limited to installation of back-up generator, replace hockey lighting, electrical wiring, west end locker room remodel and heat/ac system, HVAC upgrades BO # 1303	\$1,050,000	\$0	\$1,050,000	\$0	\$0	\$1,050,000	\$0	15	12(a)2	0.0000 %
ARENA IMPROVEMENT PROJECT This project is to include but not limited to bathroom upgrades throughout Arena; replace scoreboard; upgrade officials locker room; upgrade concourse delivery and paint; replace elevator. This project will be 100% state funding. BO # 1874	\$1,000,000	\$0	\$1,000,000	\$0	\$0	\$1,000,000	\$0	15	12(a)2	0.0000 %
PARKS & RECREATION/ARENA 2014 Total	\$2,050,000	\$0	\$2,050,000	\$0	\$0	\$2,050,000	\$0			0.0000 %
PUBLIC TRANSPORTATION (Transit)										
PURCHASE OF SERVICE VEHICLE Our pickup truck is very old and needs to be replaced. BO # 1886	\$52,000	\$0	\$0	\$52,000	\$0	\$52,000	\$11,436	5	29	0.0168 %
PURCHASE SIX PARATRANSIT BUSES Purchase Six Para -transit Buses to replace six 2006 buses that are well past their useful life. BO # 1999	\$420,000	\$0	\$420,000	\$0	\$0	\$420,000	\$0	5	29	0.0000 %
PURCHASE TWO (2) CLEAN DIESEL TRANSIT BUSES To purchase two clean diesel transit buses BO # 2000	\$850,000	\$250,000	\$0	\$600,000	\$0	\$850,000	\$131,949	5	29	0.1942 %
PUBLIC TRANSPORTATION (Transit) 2014 Total	\$1,322,000	\$250,000	\$420,000	\$652,000	\$0	\$1,322,000	\$143,385			0.2111 %

"Property Tax" is calculated with the YPU and Bond amount. This does not include any portion of a project that is supported by fees.

2014 Recommended Capital Program

Project Title and Description	Estimated Project Cost	Funding Sources				Bond Authority	Annual Added To Taxes	YPU	LFL Sect 11	Percent Increase Taxes
		Federal	State	County	Fees/Other					
<i>SHERIFF - CORRECTIONS</i>										
CONVERSION OF GYM TO DORMITORY The conversion of the gym into a dormitory	\$1,634,000	\$0	\$0	\$1,634,000	\$0	\$1,634,000	\$139,362	15	12(2)	0.2052 %
BO # 2107										
SHERIFF MEDICAL ADDITION The addition of a medical facility at the Public safety facility	\$4,142,000	\$0	\$0	\$4,142,000	\$0	\$4,142,000	\$353,265	15	12(2)	0.5201 %
BO # 2108										
SHERIFF - CORRECTIONS 2014 Total	\$5,776,000	\$0	\$0	\$5,776,000	\$0	\$5,776,000	\$492,627			0.7252 %
<i>SHERIFF-ROAD PATROL</i>										
VEHICLE REPLACEMENT Replacement of Sheriff's road patrol and other police vehicles.	\$250,000	\$0	\$0	\$250,000	\$0	\$250,000	\$88,808	3	77	0.1307 %
BO # 1555										
SHERIFF-ROAD PATROL 2014 Total	\$250,000	\$0	\$0	\$250,000	\$0	\$250,000	\$88,808			0.1307 %

“Property Tax” is calculated with the YPU and Bond amount. This does not include any portion of a project that is supported by fees.

2014 Recommended Capital Program

Project Title and Description	Estimated Project Cost	Funding Sources				Bond Authority	Annual Added To Taxes	YPU	LFL Sect 11	Percent Increase Taxes
		Federal	State	County	Fees/Other					
SOLID WASTE MANAGEMENT										
CONSTRUCTION OF SECTION IV CELL III Construction review of Section IV Cell III per Part 360 Regulations in anticipation of Section IV Cell II reaching capacity. Construct new cell at landfill as other cell is reaching capacity. BO # 1907	\$3,500,000	\$0	\$0	\$0	\$3,500,000	\$3,500,000	\$0	25	6	0.0000 %
CONSTRUCTION OF SEWER LINE Design and construction of sewer line to service Broome County Landfill. Construct a sewer line to allow landfill to develop and implement more efficient handling of leachate BO # 2005	\$10,000,000	\$0	\$3,500,000	\$0	\$6,500,000	\$10,000,000	\$0	25	6	0.0000 %
LANDFILL EQUIPMENT Landfill equipment replacement. Equipment for Landfill Reclamation Project BO # 1434	\$1,000,000	\$0	\$0	\$0	\$1,000,000	\$1,000,000	\$0	10	6	0.0000 %
PERMIT MODIFICATON & FINAL PLANS SECT IV CELL IV Permit modification and final plans for Section IV Cell IV as per Part 360 regulations. Modify landfill permit and develop final plans for Sect IV Cell IV BO # 2004	\$200,000	\$0	\$0	\$0	\$200,000	\$200,000	\$0	5	62a	0.0000 %
SOLID WASTE MANAGEMENT 2014 Total	\$14,700,000	\$0	\$3,500,000	\$0	\$11,200,000	\$14,700,000	\$0			0.0000 %

“Property Tax” is calculated with the YPU and Bond amount. This does not include any portion of a project that is supported by fees.

2014 Recommended Capital Program

Project Title and Description	Estimated Project Cost	Funding Sources				Bond Authority	Annual Added To Taxes	YPU	LFL Sect 11	Percent Increase Taxes
		Federal	State	County	Fees/Other					
<i>WPNH</i>										
BETTERMENT S & IMPROVEMENTS Building upgrades including but not limited to Door/Hardware replacements, ceiling system replacements, flooring replacements and corridor walls repairs and painting. BO # 1897	\$170,000	\$0	\$0	\$170,000	\$0	\$170,000	\$37,386	5	35	0.0550 %
SOFTWARE CONVERSION Replace current Keane RAM and Keane Clinicals software to a system that offers Integrated Clinical/Financial/EMR/Physican Ordering/ E Perscription as mandated by Federal Government in 2015. BO # 1900	\$60,000	\$0	\$0	\$60,000	\$0	\$60,000	\$21,314	3	81(b)	0.0314 %
WPNH 2014 Total	\$230,000	\$0	\$0	\$230,000	\$0	\$230,000	\$58,700			0.0864 %
2014 CAPITAL PROGRAM GRAND TOTAL	\$38,199,000	\$5,463,800	\$8,010,400	\$13,332,300	\$11,392,500	\$38,199,000	\$1,646,402			2.4237 %

"Property Tax" is calculated with the YPU and Bond amount. This does not include any portion of a project that is supported by fees.

SUMMARY OF DEBT

Schedule A

SUMMARY OF DEBT
as of December 31, 2013

	Bond Anticipation Notes	Serial Bonds	Total Debt	Percent of Total
General Fund				
Community College	\$ 12,190,489	\$ 4,436,726	\$ 16,627,215	13.51%
All Other General Fund	16,021,400	18,183,068	34,204,468	27.78%
Total General Fund	<u>28,211,889</u>	<u>22,619,794</u>	<u>50,831,683</u>	<u>41.30%</u>
Aviation	2,354,667	3,250,008	5,604,675	4.55%
Central Foods	101,284	472,556	573,840	0.47%
County Road	10,034,896	17,620,946	27,655,842	22.46%
En-Joie Golf Course	-	99,364	99,364	0.09%
Fleet Management	352,000	566,103	918,103	0.75%
Library	-	83,283	83,283	0.07%
Road Machinery	2,051,846	3,056,031	5,107,877	4.15%
Solid Waste	7,969,807	14,754,351	22,724,158	18.46%
Transit	522,284	2,236,539	2,758,823	2.24%
Veterans' Arena	2,518,787	1,106,014	3,624,801	2.94%
Willow Point Nursing Facility	1,552,540	1,573,011	3,125,551	2.54%
Total Fund	<u>27,458,111</u>	<u>44,818,206</u>	<u>72,276,317</u>	<u>58.70%</u>
Total	<u>\$ 55,670,000</u>	<u>\$ 67,438,000</u>	<u>\$ 123,108,000</u>	<u>100.00%</u>

Schedule B

HISTORY OF DEBT SERVICE

	2010 Actual Payments	2011 Actual Payments	2012 Actual Payments	2013 Budget Adopted	2014 Budget Recommended
General Fund					
Community College	\$ 623,130	\$ 656,442	\$ 665,928	968,904	1,511,565
All Other General Fund	4,414,542	2,673,232	3,758,404	3,355,208	3,838,876
Total General Fund	5,037,672	3,329,674	4,424,332	4,324,112	5,350,441
Arena	428,230	152,808	164,015	154,404	356,872
* Aviation	298,031	453,769	478,032	500,185	596,093
* Central Food and Nutrition Services	109,938	65,999	72,885	82,863	96,291
County Road	2,790,409	2,870,640	3,082,636	3,416,206	3,688,746
En-Joie Golf Course	12,354	11,950	11,501	11,511	11,510
* Fleet Management	153,711	119,402	118,781	170,806	224,476
Library	40,844	12,204	11,910	16,563	11,876
Road Machinery	383,064	478,939	513,340	590,397	680,835
* Solid Waste	3,327,963	2,979,757	3,543,253	3,519,711	3,427,498
* Transit	784,339	277,206	289,678	303,913	298,084
* Willow Point Nursing Facility	457,731	330,063	372,771	369,702	529,721
Total	\$ 13,824,286	\$ 11,082,411	\$ 13,083,134	\$ 13,460,373	15,272,443

* In the Proprietary funds principal charges, included here for comparison, reduce liabilities and are not an expense.

Schedule C

Serial Bonds

Summary of Serial Bond Issues	2014 Principal Beginning Balance	Principal Payment	Interest Payments		2014 Principal Ending Balance
			First	Second	
General Fund					
Community College	\$ 4,436,726	\$ 493,287	\$ 95,237	\$ 84,196	\$ 3,943,439
All Other General Fund	18,183,068	1,920,724	410,904	369,687	16,262,344
Total General Fund	<u>22,619,794</u>	<u>2,414,011</u>	<u>506,141</u>	<u>453,883</u>	<u>20,205,783</u>
Aviation	3,250,008	275,060	83,099	77,670	2,974,948
Central Food and Nutrition Services	472,556	41,116	11,882	11,078	431,440
County Road	17,620,946	2,006,608	419,440	377,649	15,614,338
En-Joie Golf Course	99,364	6,401	2,618	2,490	92,963
Fleet Management	566,103	96,238	11,723	9,901	469,865
Library	83,283	7,912	2,058	1,905	75,371
Road Machinery	3,056,031	344,903	69,749	62,692	2,711,128
Solid Waste Management	14,754,351	2,370,913	300,579	249,151	12,383,438
Transit	2,236,539	153,826	58,391	55,323	2,082,713
Veterans' Arena	1,106,014	71,247	29,146	27,721	1,034,767
Willow Point Nursing Facility	1,573,011	238,265	37,398	32,589	1,334,746
Total	<u>\$ 67,438,000</u>	<u>\$ 8,026,500</u>	<u>\$ 1,532,224</u>	<u>\$ 1,362,052</u>	<u>\$ 59,411,500</u>
Total 2014 Serial Bond Principal Payment	\$ 8,026,500				
Total 2014 Serial Bond Interest Payment	2,894,276				
2014 Serial Bonds Grand Total	<u>\$ 10,920,776</u>				

Serial Bonds

1997 Issue (Matures 2016)

	2014 Beginning Balance	Principal Payment	Interest Payments		2014 Ending Balance
			First	Second	
Solid Waste					
Leachate Treatment Facilities	\$ 3,000	\$ 1,500	\$ 81	\$ 41	\$ 1,500
Total Solid Waste	<u>3,000</u>	<u>1,500</u>	<u>81</u>	<u>41</u>	<u>1,500</u>
Total 1997 Issue	<u>\$ 3,000</u>	<u>\$ 1,500</u>	<u>\$ 81</u>	<u>\$ 41</u>	<u>\$ 1,500</u>

Serial Bonds

2004 Issue (Matures 2016)

	2014 Beginning Balance	Principal Payment	Interest Payments		2014 Ending Balance
			First	Second	
Solid Waste					
Nanticoke Landfill	\$ 140,882	\$ 70,427	\$ 3,007	\$ 1,570	\$ 70,455
Nanticoke Improvements	207,688	77,469	4,433	2,902	130,219
Compost Station	27,457	9,129	586	408	18,328
Total Solid Waste	<u>376,027</u>	<u>157,025</u>	<u>8,026</u>	<u>4,880</u>	<u>219,002</u>
Aviation					
Runway Extension 16-34	23,973	7,975	512	357	15,998
Total Aviation	<u>23,973</u>	<u>7,975</u>	<u>512</u>	<u>357</u>	<u>15,998</u>
Total 2004 Issue	<u>\$ 400,000</u>	<u>\$ 165,000</u>	<u>\$ 8,538</u>	<u>\$ 5,237</u>	<u>\$ 235,000</u>

Serial Bonds

2005 Issue (Matures 2014)

	2014	Principal	Interest Payments		2014
	<u>Beginning Balance</u>	<u>Payment</u>	<u>First</u>	<u>Second</u>	<u>Ending Balance</u>
General Fund					
Community College					
Student Activities/Athletic Facility	\$ 29,838	\$ 29,838	\$ 559	\$ -	\$ -
Roof Replacement Phase I	30,672	30,672	575	-	-
Original Boiler Replacement Phase I	19,561	19,561	367	-	-
Total Community College	<u>80,071</u>	<u>80,071</u>	<u>1,501</u>	<u>-</u>	<u>-</u>
All Other General Fund					
COB Elevator Controls Upgrade	12,379	12,379	232	-	-
COB Fire Alarm System Replacement	19,570	19,570	367	-	-
Communications Van Replacement	4,203	4,203	79	-	-
Parks Equipment Replacement	13,907	13,907	261	-	-
Federal EPA Oil Spill Plan Compliance	13,175	13,175	247	-	-
County Buildings Renovations	21,174	21,174	397	-	-
Microwave System Replacement	52,702	52,702	988	-	-
Computer Equipment Replacement Phase IV	35,762	35,762	671	-	-
Watershed Reconstruction Repair	7,058	7,058	132	-	-
County Buildings Renovations	23,528	23,528	441	-	-
COB - Parking Area Repairs - Design Phase	16,280	16,280	305	-	-
Systematic Roof Replacement At County Facilities	56,465	56,465	1,059	-	-
Vehicle Locator System	32,791	32,791	615	-	-
Computer Equipment Replacement & Update Technology	71,994	71,994	1,350	-	-
Grippen Ice Rink Rehabilitation	9,411	9,411	176	-	-
Parks Equipment Replacement	17,411	17,411	326	-	-
Parks Playground Equipment and Shelters	14,117	14,117	265	-	-
Parks Surface Rehabilitation	15,999	15,999	300	-	-
Emergency Surveillance Equipment Improvements	4,821	4,821	90	-	-
Electronic Document Mgt. System - DSS	22,558	22,558	423	-	-
County Buildings Renovations Equipment	5,646	5,646	106	-	-
Western Broome Senior Citizen Center	11,104	11,104	208	-	-
Total Other General Fund	<u>482,055</u>	<u>482,055</u>	<u>9,038</u>	<u>-</u>	<u>-</u>
Total General Fund	<u>562,126</u>	<u>562,126</u>	<u>10,539</u>	<u>-</u>	<u>-</u>

Serial Bonds

2005 Issue (Matures 2014) Continued

	2014 Beginning Balance	Principal Payment	Interest Payments First	Interest Payments Second	2014 Ending Balance
County Road					
Highway Recon./Rehab. Caldwell Hill Rd.	71,776	71,776	1,346	-	-
Road Reconstruction/Rehabilitation	67,243	67,243	1,261	-	-
Highway Reconstruction	440,380	440,380	8,257	-	-
Highway Reconstruction	28,355	28,355	532	-	-
Bridge Repair and Culvert Replacement/Recon.	18,209	18,209	341	-	-
Colesville Rd./South St. Bridge Replace./Rehab. - Design	24,452	24,452	458	-	-
Total County Roads	650,415	650,415	12,195	-	-
Road Machinery					
Highway Equipment Replacement	4,700	4,700	88	-	-
Highway Equipment Replacement	36,739	36,739	689	-	-
Highway Equipment Replacement	20,964	20,964	393	-	-
Highway Equipment Replacement	85,818	85,818	1,609	-	-
Total Road Machinery	148,221	148,221	2,779	-	-
Library					
DYNIX Upgrade	3,506	3,506	66	-	-
Total Library	3,506	3,506	66	-	-
Transit					
Electronic Fare Box Replacement	12,166	12,166	228	-	-
Total Transit	12,166	12,166	228	-	-

Serial Bonds

2005 Issue (Matures 2014) Continued

	2014	Principal	Interest Payments		2014
	Beginning Balance	Payment	First	Second	Ending Balance
Willow Point					
Parking Lot Construction	3,735	3,735	70	-	-
Replacement of Chillers and Cooling Towers	45,843	45,843	860	-	-
Generator Replacement	9,832	9,832	184	-	-
Nurses Stations Renovations	14,871	14,871	279	-	-
WPNH Med Room Renovation	49,138	49,138	921	-	-
Total Willow Point	123,419	123,419	2,314	-	-
Solid Waste					
Landfill Gas Recovery Facility	64,074	64,074	1,201	-	-
Landfill Public Water Supply	253,085	253,085	4,745	-	-
Landfill Public Sewer System	9,253	9,253	174	-	-
Landfill Construction	300,873	300,873	5,641	-	-
Partial Landfill Closure	196,526	196,526	3,685	-	-
Landfill Property Acquisition	2,623	2,623	49	-	-
Total Solid Waste	826,434	826,434	15,495	-	-
Aviation					
Airport Utility Enhancement	34,584	34,584	648	-	-
Airport Utility Enhancement Project, Phase II	37,174	37,174	697	-	-
Total Aviation	71,758	71,758	1,345	-	-
Fleet Management					
Fleet Replacement	18,718	18,718	351	-	-
Fleet Replacement	63,544	63,544	1,191	-	-
Total Fleet Management	82,262	82,262	1,542	-	-
Central Foods					
Renovations For Structural Improvements	14,693	14,693	275	-	-
Total Central Foods	14,693	14,693	275	-	-
Total 2005 Issue	\$ 2,495,000	\$ 2,495,000	\$ 46,778	\$ -	\$ -

Serial Bonds

2010 Tax Exempt Issue (Matures 2021)

	2014	Principal	Interest Payments		2014
	<u>Beginning Balance</u>	<u>Payment</u>	<u>First</u>	<u>Second</u>	<u>Ending Balance</u>
General Fund					
Community College					
Technology Initiative	\$ 18,953	\$ 2,344	\$ 450	\$ 403	\$ 16,609
Update Master Plan	3,126	387	74	66	2,739
Wales Building Renovation	59,922	7,410	1,422	1,274	52,512
Original Boiler Replacement Phase II	218,848	27,062	5,195	4,654	191,786
Feasibility Study	12,716	1,572	302	270	11,144
Energy Management Improvements	52,642	6,509	1,250	1,119	46,133
Roof Replacement - Phase II	261,516	32,338	6,208	5,561	229,178
West Gym Bleachers	66,121	8,176	1,570	1,406	57,945
Roadway & Lot Upgrades	32,424	4,009	770	690	28,415
Roof Replacement III	122,493	15,147	2,908	2,605	107,346
Science Building	126,545	15,648	3,004	2,691	110,897
Alms Building Demo & Site Restoration	113,593	14,046	2,696	2,416	99,547
Direct Digital Control	84,769	10,482	2,012	1,803	74,287
Natural Gas Piping Replacement	105,962	13,103	2,515	2,253	92,859
Total Community College	<u>1,279,630</u>	<u>158,233</u>	<u>30,376</u>	<u>27,211</u>	<u>1,121,397</u>

Serial Bonds

2010 Tax Exempt Issue (Matures 2021) Continued

	2014	Principal Payment	Interest Payments		2014
	Beginning Balance		First	Second	Ending Balance
All Other General Fund					
COB - Parking Area Repairs - Design Phase	55,322	6,841	1,313	1,176	48,481
Grippen Ice Rink Rehabilitation	125,628	15,534	2,982	2,672	110,094
Watershed Annual Maintenance	19,074	2,359	453	406	16,715
County Buildings Renovations	50,862	6,289	1,207	1,082	44,573
County Office Building Carpet	939	116	22	20	823
Public Safety Facility	25,383	3,139	603	540	22,244
Systematic Roof Replacement At County	93,248	11,531	2,214	1,983	81,717
Electronic Voting Machines	25,620	3,168	608	545	22,452
Fire Radio System Replacement Phase I	127,155	15,723	3,018	2,704	111,432
Regional Public Safety Training Facility	18,366	2,271	436	391	16,095
Parks Equipment Replacement	22,888	2,830	543	487	20,058
Parks Surface Rehabilitation	8,449	1,045	201	180	7,404
Forum Repairs/Renovations	7,629	943	181	162	6,686
Equipment Replacement (FEMA 06/06 Flood)	281,154	34,765	6,674	5,979	246,389
Parks Equipment Replacement (FEMA 06/06 Flood)	887	110	21	19	777
Watershed Annual Maintenance	24,230	2,996	575	515	21,234
County Buildings Renovations	32,306	3,995	767	687	28,311
County Office Building - Parking Area	1,939,962	239,885	46,051	41,254	1,700,077
Petroleum Storage Reg. Compliance	20,346	2,516	483	433	17,830
Public Safety Facility Repairs/Renovations	17,922	2,216	425	381	15,706
Computer Equipment Replacement & Update Technology	67,817	8,386	1,610	1,442	59,431
Voice Mail System Replacement - Unified	15,910	1,967	378	338	13,943
Parks Equipment Replacement	5,934	734	141	126	5,200
Black Creek Security Update At Jail	50,545	6,250	1,200	1,075	44,295
Watershed Regulatory Compliance Part 1	33,908	4,193	805	721	29,715
County Buildings Renovations	38,147	4,717	906	811	33,430
Petroleum Bulk Storage	12,716	1,572	302	270	11,144
Public Safety Facility Repairs/Renovations	19,074	2,359	453	406	16,715
Systematic Roof Replacement At County	36,732	4,542	872	781	32,190
Network Switches & PC Replacement	204,721	25,315	4,860	4,353	179,406
Parks Equipment Replacement	19,074	2,359	453	406	16,715
Portable Radio Replacement	10,148	1,255	241	216	8,893
Replace Financial, HR/Payroll Systems (Software)	472,305	58,403	11,212	10,044	413,902
Replace Financial, HR/Payroll Systems (Hardware)	67,817	8,386	1,610	1,442	59,431
Parks Upgrade	19,780	2,446	470	421	17,334
ERP System Phase II	1,392,348	172,170	33,052	29,608	1,220,178
Replace Oil-Water Separator at Fleet	26,702	3,302	634	568	23,400
External Building Repairs - Front Street Dog Shelter	19,074	2,359	453	406	16,715

Serial Bonds

2010 Tax Exempt Issue (Matures 2021) Continued

	2014 Beginning Balance	Principal Payment	Interest Payments		2014 Ending Balance
			First	Second	
Parks Facilities Repairs & Renovations	13,563	1,677	322	288	11,886
Sheriff's Vehicle Replacement	56,513	6,988	1,342	1,202	49,525
Security at GHJB	25,770	3,187	612	548	22,583
Employee Timekeeper System/Scheduler	69,935	8,648	1,660	1,487	61,287
System Upgrades and Network Management	152,587	18,868	3,622	3,245	133,719
Tape Library and Computer Equipment	32,212	3,983	765	685	28,229
Hazardous Materials Response Vehicle	63,578	7,862	1,509	1,352	55,716
Vehicle Replacement	84,769	10,482	2,012	1,803	74,287
Forum Repairs/Renovations	38,147	4,717	906	811	33,430
Forum Seating	105,962	13,103	2,515	2,253	92,859
Parks Surface Rehabilitation	31,789	3,931	755	676	27,858
Parks Facilities Repairs and Renovations	21,192	2,620	503	451	18,572
Parks Vehicle Replacement	21,192	2,620	503	451	18,572
Total Other General Fund	6,127,331	757,673	145,455	130,302	5,369,658
Total General Fund	7,406,961	915,906	175,831	157,513	6,491,055
County Road					
Highway Reconstruction	47,764	5,906	1,134	1,016	41,858
Colesville Rd./South St. Bridge Replace./Rehab.-Design	13,438	1,662	319	286	11,776
Highway Reconstruction	621,648	76,870	14,757	13,219	544,778
Bevier St. Bridge Reconstruction	492,627	60,916	11,694	10,476	431,711
South Street Bridge	87,737	10,849	2,083	1,866	76,888
Bridge Reconstruction	95,121	11,762	2,258	2,023	83,359
Road Reconstruction (FEMA - 06/06 Flood)	25,976	3,212	617	552	22,764
Bridge Reconstruction (FEMA - 11/06 Flood)	173,355	21,436	4,115	3,686	151,919
Highway Reconstruction/Repair	561,434	69,424	13,327	11,939	492,010
Repair Highway Culverts & Bridges	161,535	19,975	3,835	3,435	141,560
Highway Fire Alarm Suppression System	8,962	1,108	213	191	7,854
Highway Reconstruction/Rehabilitation	640,794	79,237	15,211	13,627	561,557
Colesville Rd. Bridge Replacement	397,264	49,124	9,430	8,448	348,140
Unanticipated Bridge Repairs	95,366	11,792	2,264	2,028	83,574
2nd Street, Deposit, Drainage	257,136	31,796	6,104	5,468	225,340
Highway Reconstruction/Rehabilitation	862,744	106,682	20,480	18,346	756,062
Nanticoke Drive Bridge Reconstruction	225,700	27,909	5,358	4,800	197,791
Highway Building Renovations	16,954	2,096	402	361	14,858
Vestal-Endicott Bridge Painting	1,113,721	137,717	26,438	23,683	976,004
Unanticipated Bridge/Culvert Repairs	127,155	15,723	3,018	2,704	111,432
Highway Reconstruction/Rehabilitation	943,067	116,615	22,387	20,054	826,452
Total County Roads	6,969,498	861,811	165,444	148,208	6,107,687

Serial Bonds

2010 Tax Exempt Issue (Matures 2021) Continued

	2014	Principal	Interest Payments		2014
	Beginning Balance	Payment	First	Second	Ending Balance
Road Machinery					
Highway Equipment Replacement	87,302	10,795	2,072	1,856	76,507
Highway Equipment Replacement	118,678	14,675	2,817	2,524	104,003
Highway Equipment Replacement	336,113	41,562	7,979	7,147	294,551
Highway Vehicles Replacement	64,849	8,019	1,539	1,379	56,830
Highway Equipment Replacement	425,970	52,673	10,112	9,058	373,297
Total Road Machinery	1,032,912	127,724	24,519	21,964	905,188
Library					
Computer Replacement - Public - Phase I	4,153	514	99	88	3,639
Computer Replacement - Staff - Phase I	1,484	184	35	32	1,300
Computer Replacement - Staff - Phase II	2,023	250	48	43	1,773
Parking Lot Surface Treatment	2,797	346	66	59	2,451
Replacement of Decker Room Carpet	4,322	534	103	92	3,788
Security Cameras	947	117	22	20	830
Library Improvements & Renovations	19,904	2,461	472	423	17,443
Total Library	35,630	4,406	845	757	31,224
Veterans' Arena					
Arena Primary Electric Repairs	19,074	2,359	453	406	16,715
Arena Repairs/Renovations	8,478	1,049	201	180	7,429
Arena Repairs/Renovations	20,345	2,516	483	433	17,829
Arena Window Replacement - Wall At North End	179,441	22,189	4,260	3,816	157,252
Arena Repairs/Renovations	25,431	3,145	604	541	22,286
Arena Roof Systems Repair/Resurfacing	50,862	6,289	1,207	1,082	44,573
Arena Spotlights	7,629	943	181	162	6,686
Arena (Safety) Improvements	169,539	20,964	4,025	3,605	148,575
Arena Bathroom Renovations for ADA	31,789	3,931	755	676	27,858
Arena Repairs/Renovations	63,577	7,862	1,509	1,352	55,715
Total Veterans' Arena	576,165	71,247	13,678	12,253	504,918
En-Joie Golf Course					
Golf Course Reconstruction	51,763	6,401	1,229	1,101	45,362
Total En-Joie Golf Course	51,763	6,401	1,229	1,101	45,362

Serial Bonds

2010 Tax Exempt Issue (Matures 2021) Continued

	2014 Beginning Balance	Principal Payment	Interest Payments		2014 Ending Balance
			First	Second	
Transit					
Intermodal Transit Terminal	851,468	105,288	20,212	18,107	746,180
5 - 24 Passenger Buses	224,185	27,722	5,322	4,767	196,463
Transit Building Renovations	59,339	7,338	1,409	1,262	52,001
Total Transit	<u>1,134,992</u>	<u>140,348</u>	<u>26,943</u>	<u>24,136</u>	<u>994,644</u>
Willow Point					
WPNH Room Renovations	123,058	15,217	2,921	2,617	107,841
New 380 Bed Facility	220,402	27,254	5,232	4,687	193,148
New Electrical Beds	30,376	3,756	721	646	26,620
WPNH Resident Contained Smoking Area	25,431	3,145	604	541	22,286
HVAC Repairs	42,385	5,241	1,006	901	37,144
Kiosk Stations	20,345	2,516	483	433	17,829
Resident Furniture & Room Care Equipment	10,172	1,258	241	216	8,914
WPNH Renovations And Repairs	49,590	6,132	1,177	1,055	43,458
HVAC Replacement/Repairs	47,683	5,896	1,132	1,014	41,787
Therapy Module - Software & Hardware	9,132	1,129	217	194	8,003
WPNH Building Improvements	31,195	3,857	741	663	27,338
Total Willow Point	<u>609,769</u>	<u>75,401</u>	<u>14,475</u>	<u>12,967</u>	<u>534,368</u>
Solid Waste					
Landfill Construction	31,088	3,844	738	661	27,244
Leachate Treatment Plant Outfall	449,552	55,589	10,672	9,560	393,963
SEIS Options For Section IV Access	38,932	4,814	924	828	34,118
Colesville Landfill Remediation (Part 2)	90,196	11,153	2,141	1,918	79,043
Colesville Landfill Remediation (Part 2)	40,689	5,031	966	865	35,658
Design Section III Closure	108,082	13,365	2,566	2,298	94,717
Landfill Rain Cap Section IV	80,532	9,958	1,912	1,713	70,574
Scale House Road And Facility	789,634	97,642	18,744	16,792	691,992
Solid Waste Management Plan Update	63,578	7,862	1,509	1,352	55,716
Landfill Road Reconstruction	988,982	122,292	23,477	21,031	866,690
Colesville Landfill Remediation (Part 2)	85,830	10,613	2,037	1,825	75,217
Construction of Section II & III Closure	203,448	25,157	4,829	4,326	178,291
Colesville Landfill Remediation	105,962	13,103	2,515	2,253	92,859
Total Solid Waste	<u>3,076,505</u>	<u>380,423</u>	<u>73,030</u>	<u>65,422</u>	<u>2,696,082</u>

Serial Bonds

2010 Tax Exempt Issue (Matures 2021) Continued

	2014 Beginning Balance	Principal Payment	Interest Payments		2014 Ending Balance
			First	Second	
Aviation					
Airport Parking Lot Rehabilitation	363,467	44,944	8,628	7,729	318,523
Airport Corporate Hangar Improvements	188,840	23,351	4,483	4,016	165,489
Terminal Building Rehab.	38,147	4,717	906	811	33,430
Snow Removal Equipment	6,331	783	150	135	5,548
Terminal Building Improvements	152,587	18,868	3,622	3,245	133,719
T-Hangar Improvements	317,889	39,308	7,546	6,760	278,581
North Apron Rehabilitation Phase I	211,925	26,206	5,031	4,507	185,719
Main Apron Rehabilitation-Reconstruction	264,906	32,757	6,288	5,633	232,149
Total Aviation	1,544,092	190,934	36,654	32,836	1,353,158
Fleet Management					
Fleet Replacement	28,257	3,494	671	601	24,763
Fleet Replacement	84,769	10,482	2,012	1,803	74,287
Total Fleet Management	113,026	13,976	2,683	2,404	99,050
Central Foods					
Central Foods Building Renovations	180,415	22,309	4,283	3,837	158,106
Reconstruction of Central Foods	33,272	4,114	790	708	29,158
Total Central Foods	213,687	26,423	5,073	4,544	187,264
Total 2010 Tax Exempt Issue	\$ 22,765,000	\$ 2,815,000	\$ 540,404	\$ 484,105	\$ 19,950,000

Serial Bonds

2010 Federally Taxable Issue - Build America Bonds (BABs) (Matures 2025)

	2014 Beginning Balance	Principal Payment	Interest Payments First	Interest Payments Second	2014 Ending Balance
General Fund					
Community College					
Technology Initiative	\$ 14,533	\$ -	\$ 424	\$ 424	\$ 14,533
Update Master Plan	2,396	-	70	70	2,396
Wales Building Renovation	45,945	-	1,341	1,341	45,945
Original Boiler Replacement Phase II	167,801	-	4,899	4,899	167,801
Feasibility Study	9,749	-	285	285	9,749
Energy Management Improvements	40,363	-	1,178	1,178	40,363
Roof Replacement - Phase II	200,516	-	5,854	5,854	200,516
West Gym Bleachers	50,697	-	1,480	1,480	50,697
Roadway & Lot Upgrades	24,861	-	726	726	24,861
Roof Replacement III	93,921	-	2,742	2,742	93,921
Science Building	97,028	-	2,833	2,833	97,028
Alms Building Demo & Site Restoration	87,097	-	2,543	2,543	87,097
Direct Digital Control	64,998	-	1,898	1,898	64,998
Natural Gas Piping Replacement	81,247	-	2,372	2,372	81,247
Total Community College	<u>981,152</u>	<u>-</u>	<u>28,645</u>	<u>28,645</u>	<u>981,152</u>

Serial Bonds

2010 Federally Taxable Issue - Build America Bonds (BABs) (Matures 2025) Continued

	2014	Principal Payment	Interest Payments		2014
	Beginning Balance		First	Second	Ending Balance
All Other General Fund					
COB - Parking Area Repairs - Design Phase	42,417	-	1,238	1,238	42,417
Grippen Ice Rink Rehabilitation	96,324	-	2,812	2,812	96,324
Watershed Annual Maintenance	14,624	-	427	427	14,624
County Buildings Renovations	38,998	-	1,139	1,139	38,998
County Office Building Carpet	720	-	21	21	720
Public Safety Facility	19,462	-	568	568	19,462
Systematic Roof Replacement At County	71,497	-	2,087	2,087	71,497
Electronic Voting Machines	19,644	-	573	573	19,644
Fire Radio System Replacement Phase I	97,496	-	2,846	2,846	97,496
Regional Public Safety Training Facility	14,082	-	411	411	14,082
Parks Equipment Replacement	17,549	-	512	512	17,549
Parks Surface Rehabilitation	6,478	-	189	189	6,478
Forum Repairs/Renovations	5,850	-	171	171	5,850
Equipment Replacement (FEMA 06/06 Flood)	215,574	-	6,294	6,294	215,574
Parks Equipment Replacement (FEMA 06/06 Flood)	680	-	20	20	680
Watershed Annual Maintenance	18,578	-	542	542	18,578
County Buildings Renovations	24,771	-	723	723	24,771
County Office Building - Parking Area	1,487,461	-	43,425	43,425	1,487,461
Petroleum Storage Reg. Compliance	15,599	-	455	455	15,599
Public Safety Facility Repairs/Renovations	13,742	-	401	401	13,742
Computer Equipment Replacement & Update Technology	51,997	-	1,518	1,518	51,997
Voice Mail System Replacement - Unified	12,198	-	356	356	12,198
Parks Equipment Replacement	4,550	-	133	133	4,550
Black Creek Security Update At Jail	38,755	-	1,131	1,131	38,755
Watershed Regulatory Compliance Part 1	25,999	-	759	759	25,999
County Buildings Renovations	29,249	-	854	854	29,249
Petroleum Bulk Storage	9,749	-	285	285	9,749
Public Safety Facility Repairs/Renovations	14,624	-	427	427	14,624
Systematic Roof Replacement At County	28,167	-	822	822	28,167
Network Switches & PC Replacement	156,968	-	4,583	4,583	156,968
Parks Equipment Replacement	14,624	-	427	427	14,624
Portable Radio Replacement	7,782	-	227	227	7,782
Replace Financial, HR/Payroll Systems (Software)	362,139	-	10,572	10,572	362,139
Replace Financial, HR/Payroll Systems (Hardware)	51,997	-	1,518	1,518	51,997
Parks Upgrade	15,166	-	443	443	15,166
ERP System Phase II	1,067,579	-	31,167	31,167	1,067,579
Replace Oil-Water Separator at Fleet	20,474	-	598	598	20,474
External Building Repairs - Front Street Dog Shelter	14,624	-	427	427	14,624

Serial Bonds

2010 Federally Taxable Issue - Build America Bonds (BABs) (Matures 2025) Continued

	2014 Beginning Balance	Principal Payment	Interest Payments		2014 Ending Balance
			First	Second	
Parks Facilities Repairs & Renovations	10,400	-	304	304	10,400
Sheriff's Vehicle Replacement	43,331	-	1,265	1,265	43,331
Security at GHJB	19,760	-	577	577	19,760
Employee Timekeeper System/Scheduler	53,622	-	1,565	1,565	53,622
System Upgrades and Network Management	116,995	-	3,416	3,416	116,995
Tape Library and Computer Equipment	24,699	-	721	721	24,699
Hazardous Materials Response Vehicle	48,748	-	1,423	1,423	48,748
Vehicle Replacement	64,998	-	1,898	1,898	64,998
Forum Repairs/Renovations	29,249	-	854	854	29,249
Forum Seating	81,246	-	2,372	2,372	81,246
Parks Surface Rehabilitation	24,374	-	712	712	24,374
Parks Facilities Repairs and Renovations	16,249	-	474	474	16,249
Parks Vehicle Replacement	16,249	-	474	474	16,249
Total Other General Fund	4,698,107	-	137,156	137,156	4,698,107
Total General Fund	5,679,259	-	165,801	165,801	5,679,259
County Road					
Highway Reconstruction	36,623	-	1,069	1,069	36,623
Colesville Rd./South St. Bridge Replace./Rehab.-Design	10,304	-	301	301	10,304
Highway Reconstruction	476,647	-	13,915	13,915	476,647
Bevier St. Bridge Reconstruction	377,720	-	11,027	11,027	377,720
South Street Bridge	67,272	-	1,964	1,964	67,272
Bridge Reconstruction	72,935	-	2,129	2,129	72,935
Road Reconstruction (FEMA - 06/06 Flood)	19,918	-	581	581	19,918
Bridge Reconstruction (FEMA - 11/06 Flood)	132,919	-	3,880	3,880	132,919
Highway Reconstruction/Repair	430,478	-	12,567	12,567	430,478
Repair Highway Culverts & Bridges	123,856	-	3,616	3,616	123,856
Highway Fire Alarm Suppression System	6,872	-	201	201	6,872
Highway Reconstruction/Rehabilitation	491,327	-	14,344	14,344	491,327
Colesville Rd. Bridge Replacement	304,601	-	8,893	8,893	304,601
Unanticipated Bridge Repairs	73,122	-	2,135	2,135	73,122
2nd Street, Deposit, Drainage	197,159	-	5,756	5,756	197,159
Highway Reconstruction/Rehabilitation	661,507	-	19,312	19,312	661,507
Nanticoke Drive Bridge Reconstruction	173,055	-	5,052	5,052	173,055
Highway Building Renovations	12,999	-	380	380	12,999
Vestal-Endicott Bridge Painting	853,943	-	24,930	24,930	853,943
Unanticipated Bridge/Culvert Repairs	97,496	-	2,846	2,846	97,496
Highway Reconstruction/Rehabilitation	723,094	-	21,110	21,110	723,094
Total County Roads	5,343,847	-	156,008	156,008	5,343,847

Serial Bonds

2010 Federally Taxable Issue - Build America Bonds (BABs) (Matures 2025) Continued

	2014 Beginning Balance	Principal Payment	Interest Payments		2014 Ending Balance
			First	Second	
Road Machinery					
Highway Equipment Replacement	66,938	-	1,954	1,954	66,938
Highway Equipment Replacement	90,996	-	2,657	2,657	90,996
Highway Equipment Replacement	257,714	-	7,524	7,524	257,714
Highway Vehicles Replacement	49,723	-	1,452	1,452	49,723
Highway Equipment Replacement	326,612	-	9,535	9,535	326,612
Total Road Machinery	791,983	-	23,122	23,122	791,983
Library					
Computer Replacement - Public - Phase I	3,185	-	93	93	3,185
Computer Replacement - Staff - Phase I	1,137	-	33	33	1,137
Computer Replacement - Staff - Phase II	1,552	-	45	45	1,552
Parking Lot Surface Treatment	2,145	-	63	63	2,145
Replacement of Decker Room Carpet	3,315	-	97	97	3,315
Security Cameras	726	-	21	21	726
Library Improvements & Renovations	15,262	-	446	446	15,262
Total Library	27,322	-	798	798	27,322
Veterans' Arena					
Arena Primary Electric Repairs	14,624	-	427	427	14,624
Arena Repairs/Renovations	6,500	-	190	190	6,500
Arena Repairs/Renovations	15,599	-	455	455	15,599
Arena Window Replacement - Wall At North End	137,586	-	4,017	4,017	137,586
Arena Repairs/Renovations	19,499	-	569	569	19,499
Arena Roof Systems Repair/Resurfacing	38,998	-	1,139	1,139	38,998
Arena Spotlights	5,850	-	171	171	5,850
Arena (Safety) Improvements	129,994	-	3,795	3,795	129,994
Arena Bathroom Renovations for ADA	24,374	-	712	712	24,374
Arena Repairs/Renovations	48,748	-	1,423	1,423	48,748
Total Veterans' Arena	441,772	-	12,898	12,898	441,772
En-Joie Golf Course					
Golf Course Reconstruction	39,688	-	1,159	1,159	39,688
Total En-Joie Golf Course	39,688	-	1,159	1,159	39,688

Serial Bonds

2010 Federally Taxable Issue - Build America Bonds (BABs) (Matures 2025) Continued

	2014 Beginning Balance	Principal Payment	Interest Payments First	Interest Payments Second	2014 Ending Balance
Transit					
Intermodal Transit Terminal	652,859	-	19,060	19,060	652,859
5 - 24 Passenger Buses	171,894	-	5,018	5,018	171,894
Transit Building Renovations	45,498	-	1,328	1,328	45,498
Total Transit	870,251	-	25,406	25,406	870,251
Willow Point					
WPNH Room Renovations	94,355	-	2,755	2,755	94,355
New 380 Bed Facility	168,993	-	4,934	4,934	168,993
New Electrical Beds	23,291	-	680	680	23,291
WPNH Resident Contained Smoking Area	19,499	-	569	569	19,499
HVAC Repairs	32,499	-	949	949	32,499
Kiosk Stations	15,599	-	455	455	15,599
Resident Furniture & Room Care Equipment	7,800	-	228	228	7,800
WPNH Renovations And Repairs	38,023	-	1,110	1,110	38,023
HVAC Replacement/Repairs	36,560	-	1,067	1,067	36,560
Therapy Module - Software & Hardware	7,001	-	204	204	7,001
WPNH Building Improvements	23,919	-	698	698	23,919
Total Willow Point	467,539	-	13,649	13,649	467,539
Solid Waste					
Landfill Construction	23,837	-	696	696	23,837
Leachate Treatment Plant Outfall	344,693	-	10,063	10,063	344,693
SEIS Options For Section IV Access	29,851	-	871	871	29,851
Colesville Landfill Remediation (Part 2)	69,157	-	2,019	2,019	69,157
Colesville Landfill Remediation (Part 2)	31,199	-	911	911	31,199
Design Section III Closure	82,871	-	2,419	2,419	82,871
Landfill Rain Cap Section IV	61,747	-	1,803	1,803	61,747
Scale House Road And Facility	605,449	-	17,676	17,676	605,449
Solid Waste Management Plan Update	48,748	-	1,423	1,423	48,748
Landfill Road Reconstruction	758,301	-	22,138	22,138	758,301
Colesville Landfill Remediation (Part 2)	65,810	-	1,921	1,921	65,810
Construction of Section II & III Closure	155,994	-	4,554	4,554	155,994
Colesville Landfill Remediation	81,246	-	2,372	2,372	81,246
Total Solid Waste	2,358,903	-	68,866	68,866	2,358,903

Serial Bonds

2010 Federally Taxable Issue - Build America Bonds (BABs) (Matures 2025) Continued

	2014 Beginning Balance	Principal Payment	Interest Payments		2014 Ending Balance
			First	Second	
Aviation					
Airport Parking Lot Rehabilitation	278,687	-	8,136	8,136	278,687
Airport Corporate Hangar Improvements	144,793	-	4,227	4,227	144,793
Terminal Building Rehab.	29,249	-	854	854	29,249
Snow Removal Equipment	4,855	-	142	142	4,855
Terminal Building Improvements	116,995	-	3,416	3,416	116,995
T-Hangar Improvements	243,740	-	7,116	7,116	243,740
North Apron Rehabilitation Phase I	162,493	-	4,744	4,744	162,493
Main Apron Rehabilitation-Reconstruction	203,116	-	5,930	5,930	203,116
Total Aviation	1,183,928	-	34,565	34,565	1,183,928
Fleet Management					
Fleet Replacement	21,665	-	633	633	21,665
Fleet Replacement	64,998	-	1,898	1,898	64,998
Total Fleet Management	86,663	-	2,531	2,531	86,663
Central Foods					
Central Foods Building Renovations	138,334	-	4,039	4,039	138,334
Reconstruction of Central Foods	25,511	-	745	745	25,511
Total Central Foods	163,845	-	4,784	4,784	163,845
Total 2010 Federally Taxable Issue - BABs	\$ 17,455,000	\$ -	\$ 509,587	\$ 509,587	\$ 17,455,000

Serial Bonds

2010 Federally Taxable Issue - Recovery Zone Economic Development Bonds (RZEDBs) (Matures 2025)

	2014 Beginning Balance	Principal Payment	Interest Payments		2014 Ending Balance
			First	Second	
General Fund					
Community College					
Technology Initiative	\$ 2,897	\$ -	\$ 85	\$ 85	\$ 2,897
Update Master Plan	478	-	14	14	478
Wales Building Renovation	9,160	-	267	267	9,160
Original Boiler Replacement Phase II	33,455	-	977	977	33,455
Feasibility Study	1,944	-	57	57	1,944
Energy Management Improvements	8,047	-	235	235	8,047
Roof Replacement - Phase II	39,977	-	1,167	1,167	39,977
West Gym Bleachers	10,108	-	295	295	10,108
Roadway & Lot Upgrades	4,957	-	145	145	4,957
Roof Replacement III	18,725	-	547	547	18,725
Science Building	19,344	-	565	565	19,344
Alms Building Demo & Site Restoration	17,364	-	507	507	17,364
Direct Digital Control	12,958	-	378	378	12,958
Natural Gas Piping Replacement	16,198	-	473	473	16,198
Total Community College	<u>195,612</u>	<u>-</u>	<u>5,712</u>	<u>5,712</u>	<u>195,612</u>

Serial Bonds

2010 Federally Taxable Issue - Build America Bonds (BABs) (Matures 2025) Continued

	2014	Principal Payment	Interest Payments		2014
	Beginning Balance		First	Second	Ending Balance
All Other General Fund					
COB - Parking Area Repairs - Design Phase	8,457	-	247	247	8,457
Grippen Ice Rink Rehabilitation	19,204	-	561	561	19,204
Watershed Annual Maintenance	2,916	-	85	85	2,916
County Buildings Renovations	7,775	-	227	227	7,775
County Office Building Carpet	144	-	4	4	144
Public Safety Facility	3,881	-	113	113	3,881
Systematic Roof Replacement At County	14,254	-	416	416	14,254
Electronic Voting Machines	3,916	-	114	114	3,916
Fire Radio System Replacement Phase I	19,438	-	567	567	19,438
Regional Public Safety Training Facility	2,808	-	82	82	2,808
Parks Equipment Replacement	3,499	-	102	102	3,499
Parks Surface Rehabilitation	1,292	-	38	38	1,292
Forum Repairs/Renovations	1,166	-	34	34	1,166
Equipment Replacement (FEMA 06/06 Flood)	42,979	-	1,255	1,255	42,979
Parks Equipment Replacement (FEMA 06/06 Flood)	136	-	4	4	136
Watershed Annual Maintenance	3,704	-	108	108	3,704
County Buildings Renovations	4,939	-	144	144	4,939
County Office Building - Parking Area	296,555	-	8,658	8,658	296,555
Petroleum Storage Reg. Compliance	3,110	-	91	91	3,110
Public Safety Facility Repairs/Renovations	2,740	-	80	80	2,740
Computer Equipment Replacement & Update Technology	10,367	-	303	303	10,367
Voice Mail System Replacement - Unified	2,432	-	71	71	2,432
Parks Equipment Replacement	907	-	26	26	907
Black Creek Security Update At Jail	7,727	-	226	226	7,727
Watershed Regulatory Compliance Part 1	5,183	-	151	151	5,183
County Buildings Renovations	5,831	-	170	170	5,831
Petroleum Bulk Storage	1,944	-	57	57	1,944
Public Safety Facility Repairs/Renovations	2,916	-	85	85	2,916
Systematic Roof Replacement At County	5,615	-	164	164	5,615
Network Switches & PC Replacement	31,295	-	914	914	31,295
Parks Equipment Replacement	2,916	-	85	85	2,916
Portable Radio Replacement	1,551	-	45	45	1,551
Replace Financial, HR/Payroll Systems (Software)	72,199	-	2,108	2,108	72,199
Replace Financial, HR/Payroll Systems (Hardware)	10,367	-	303	303	10,367
Parks Upgrade	3,024	-	88	88	3,024
ERP System Phase II	212,843	-	6,214	6,214	212,843
Replace Oil-Water Separator at Fleet	4,082	-	119	119	4,082
External Building Repairs - Front Street Dog Shelter	2,916	-	85	85	2,916

Serial Bonds
2010 Federally Taxable Issue - Build America Bonds (BABs) (Matures 2025) Continued

	2014	Principal Payment	Interest Payments		2014
	Beginning Balance		First	Second	Ending Balance
Parks Facilities Repairs & Renovations	2,073	-	61	61	2,073
Sheriff's Vehicle Replacement	8,639	-	252	252	8,639
Security at GHJB	3,939	-	115	115	3,939
Employee Timekeeper System/Scheduler	10,691	-	312	312	10,691
System Upgrades and Network Management	23,325	-	681	681	23,325
Tape Library and Computer Equipment	4,924	-	144	144	4,924
Hazardous Materials Response Vehicle	9,719	-	284	284	9,719
Vehicle Replacement	12,958	-	378	378	12,958
Forum Repairs/Renovations	5,831	-	170	170	5,831
Forum Seating	16,198	-	473	473	16,198
Parks Surface Rehabilitation	4,859	-	142	142	4,859
Parks Facilities Repairs and Renovations	3,240	-	95	95	3,240
Parks Vehicle Replacement	3,240	-	95	95	3,240
Total Other General Fund	936,664	-	27,346	27,346	936,664
Total General Fund	1,132,276	-	33,058	33,058	1,132,276
County Road					
Highway Reconstruction	7,302	-	213	213	7,302
Colesville Rd./South St. Bridge Replace./Rehab.-Design	2,054	-	60	60	2,054
Highway Reconstruction	95,029	-	2,774	2,774	95,029
Bevier St. Bridge Reconstruction	75,306	-	2,199	2,199	75,306
South Street Bridge	13,412	-	392	392	13,412
Bridge Reconstruction	14,541	-	425	425	14,541
Road Reconstruction (FEMA - 06/06 Flood)	3,971	-	116	116	3,971
Bridge Reconstruction (FEMA - 11/06 Flood)	26,500	-	774	774	26,500
Highway Reconstruction/Repair	85,824	-	2,506	2,506	85,824
Repair Highway Culverts & Bridges	24,693	-	721	721	24,693
Highway Fire Alarm Suppression System	1,370	-	40	40	1,370
Highway Reconstruction/Rehabilitation	97,956	-	2,860	2,860	97,956
Colesville Rd. Bridge Replacement	60,728	-	1,773	1,773	60,728
Unanticipated Bridge Repairs	14,578	-	426	426	14,578
2nd Street, Deposit, Drainage	39,307	-	1,148	1,148	39,307
Highway Reconstruction/Rehabilitation	131,885	-	3,850	3,850	131,885
Nanticoke Drive Bridge Reconstruction	34,502	-	1,007	1,007	34,502
Highway Building Renovations	2,592	-	76	76	2,592
Vestal-Endicott Bridge Painting	170,250	-	4,970	4,970	170,250
Unanticipated Bridge/Culvert Repairs	19,438	-	567	567	19,438
Highway Reconstruction/Rehabilitation	144,163	-	4,209	4,209	144,163
Total County Roads	1,065,401	-	31,106	31,106	1,065,401

Serial Bonds

2010 Federally Taxable Issue - Build America Bonds (BABs) (Matures 2025) Continued

	2014	Principal Payment	Interest Payments		2014
	Beginning Balance		First	Second	Ending Balance
Road Machinery					
Highway Equipment Replacement	13,346	-	390	390	13,346
Highway Equipment Replacement	18,142	-	530	530	18,142
Highway Equipment Replacement	51,380	-	1,500	1,500	51,380
Highway Vehicles Replacement	9,913	-	289	289	9,913
Highway Equipment Replacement	65,116	-	1,901	1,901	65,116
Total Road Machinery	157,897	-	4,610	4,610	157,897
Library					
Computer Replacement - Public - Phase I	635	-	19	19	635
Computer Replacement - Staff - Phase I	227	-	7	7	227
Computer Replacement - Staff - Phase II	309	-	9	9	309
Parking Lot Surface Treatment	428	-	12	12	428
Replacement of Decker Room Carpet	661	-	19	19	661
Security Cameras	145	-	4	4	145
Library Improvements & Renovations	3,043	-	89	89	3,043
Total Library	5,448	-	159	159	5,448
Veterans' Arena					
Arena Primary Electric Repairs	2,916	-	85	85	2,916
Arena Repairs/Renovations	1,296	-	38	38	1,296
Arena Repairs/Renovations	3,110	-	91	91	3,110
Arena Window Replacement - Wall At North End	27,431	-	801	801	27,431
Arena Repairs/Renovations	3,888	-	113	113	3,888
Arena Roof Systems Repair/Resurfacing	7,775	-	227	227	7,775
Arena Spotlights	1,166	-	34	34	1,166
Arena (Safety) Improvements	25,917	-	757	757	25,917
Arena Bathroom Renovations for ADA	4,859	-	142	142	4,859
Arena Repairs/Renovations	9,719	-	284	284	9,719
Total Veterans' Arena	88,077	-	2,572	2,572	88,077
En-Joie Golf Course					
Golf Course Reconstruction	7,913	-	231	231	7,913
Total En-Joie Golf Course	7,913	-	231	231	7,913

Serial Bonds

2010 Federally Taxable Issue - Build America Bonds (BABs) (Matures 2025) Continued

	2014 Beginning Balance	Principal Payment	Interest Payments		2014 Ending Balance
			First	Second	
Transit					
Intermodal Transit Terminal	130,161	-	3,800	3,800	130,161
5 - 24 Passenger Buses	34,270	-	1,000	1,000	34,270
Transit Building Renovations	9,071	-	265	265	9,071
Total Transit	173,502	-	5,065	5,065	173,502
Willow Point					
WPNH Room Renovations	18,811	-	549	549	18,811
New 380 Bed Facility	33,692	-	984	984	33,692
New Electrical Beds	4,643	-	136	136	4,643
WPNH Resident Contained Smoking Area	3,888	-	113	113	3,888
HVAC Repairs	6,479	-	189	189	6,479
Kiosk Stations	3,110	-	91	91	3,110
Resident Furniture & Room Care Equipment	1,555	-	45	45	1,555
WPNH Renovations And Repairs	7,581	-	221	221	7,581
HVAC Replacement/Repairs	7,289	-	213	213	7,289
Therapy Module - Software & Hardware	1,396	-	41	41	1,396
WPNH Building Improvements	4,769	-	139	139	4,769
Total Willow Point	93,213	-	2,721	2,721	93,213
Solid Waste					
Landfill Construction	4,752	-	139	139	4,752
Leachate Treatment Plant Outfall	68,721	-	2,006	2,006	68,721
SEIS Options For Section IV Access	5,951	-	174	174	5,951
Colesville Landfill Remediation (Part 2)	13,788	-	403	403	13,788
Colesville Landfill Remediation (Part 2)	6,220	-	182	182	6,220
Design Section III Closure	16,522	-	482	482	16,522
Landfill Rain Cap Section IV	12,311	-	359	359	12,311
Scale House Road And Facility	120,708	-	3,524	3,524	120,708
Solid Waste Management Plan Update	9,719	-	284	284	9,719
Landfill Road Reconstruction	151,182	-	4,414	4,414	151,182
Colesville Landfill Remediation (Part 2)	13,120	-	383	383	13,120
Construction of Section II & III Closure	31,100	-	908	908	31,100
Colesville Landfill Remediation	16,198	-	473	473	16,198
Total Solid Waste	470,292	-	13,731	13,731	470,292

Serial Bonds

2010 Federally Taxable Issue - Build America Bonds (BABs) (Matures 2025) Continued

	2014 Beginning Balance	Principal Payment	Interest Payments		2014 Ending Balance
			First	Second	
Aviation					
Airport Parking Lot Rehabilitation	55,562	-	1,622	1,622	55,562
Airport Corporate Hangar Improvements	28,867	-	843	843	28,867
Terminal Building Rehab.	5,831	-	170	170	5,831
Snow Removal Equipment	968	-	28	28	968
Terminal Building Improvements	23,325	-	681	681	23,325
T-Hangar Improvements	48,594	-	1,419	1,419	48,594
North Apron Rehabilitation Phase I	32,396	-	946	946	32,396
Main Apron Rehabilitation-Reconstruction	40,495	-	1,182	1,182	40,495
Total Aviation	<u>236,038</u>	<u>-</u>	<u>6,891</u>	<u>6,891</u>	<u>236,038</u>
Fleet Management					
Fleet Replacement	4,320	-	126	126	4,320
Fleet Replacement	12,958	-	378	378	12,958
Total Fleet Management	<u>17,278</u>	<u>-</u>	<u>504</u>	<u>504</u>	<u>17,278</u>
Central Foods					
Central Foods Building Renovations	27,579	-	805	805	27,579
Reconstruction of Central Foods	5,086	-	148	148	5,086
Total Central Foods	<u>32,665</u>	<u>-</u>	<u>953</u>	<u>953</u>	<u>32,665</u>
Total 2010 Federally Taxable Issue - RZEDBs	<u>\$ 3,480,000</u>	<u>\$ -</u>	<u>\$ 101,601</u>	<u>\$ 101,601</u>	<u>\$ 3,480,000</u>

Serial Bonds

2011 Issue (Matures 2016)

	2014 Beginning Balance	Principal Payment	Interest Payments		2014 Ending Balance
			First	Second	
Solid Waste					
Leachate Treatment Facilities	\$ 649,120	\$ 232,317	\$ 11,381	\$ 5,573	\$ 416,803
House Hazardous Waste/Maintenance Facility	88,516	31,679	1,552	760	56,837
Landfill Gas Recovery Facility	32,381	11,589	568	278	20,792
Leachate Storage Tank Design	94,417	33,791	1,655	811	60,626
Landfill Buffer Purchase	85,566	30,624	1,500	735	54,942
Total Solid Waste	<u>950,000</u>	<u>340,000</u>	<u>16,656</u>	<u>8,157</u>	<u>610,000</u>
Total 2011 Issue	<u>\$ 950,000</u>	<u>\$ 340,000</u>	<u>\$ 16,656</u>	<u>\$ 8,157</u>	<u>\$ 610,000</u>

Serial Bonds

2011 Issue (Matures 2019)

	2014	Principal	Interest Payments		2014
	Beginning Balance	Payment	First	Second	Ending Balance
General Fund					
Community College					
Student Activities/Athletic Facility	\$ 1,642,389	\$ 254,983	\$ 24,692	\$ 18,318	\$ 1,387,406
All Other General Fund					
Public Safety Facility	193,265	30,005	2,906	2,155	163,260
GHJB Reno/Construct Annex	3,048,477	473,280	45,832	34,000	2,575,197
Reconstruct Gov't Plaza Deck	412,128	63,983	6,196	4,596	348,145
Network Upgrade & Equipment Replace	48,101	7,468	723	536	40,633
DMV Building Acquisition	74,370	11,546	1,118	829	62,824
COB Elevator Upgrade	80,744	12,536	1,214	901	68,208
COB Fire Alarm System Replacement	121,116	18,803	1,821	1,351	102,313
Forum Roof System Replacement	408,207	63,375	6,137	4,553	344,832
Total Other General Fund	4,386,408	680,996	65,947	48,921	3,705,412
Total General Fund	6,028,797	935,979	90,639	67,239	5,092,818
County Road					
Highway Reconstruction/Rehabilitation	792	123	12	9	669
Highway Reconstruction/Rehabilitation	60,728	9,428	913	677	51,300
Bridge Cleaning & Painting	40,761	6,328	613	455	34,433
Bridge Reconstruction/Rehabilitation	145,833	22,641	2,192	1,626	123,192
Highway Reconstruction	120,649	18,731	1,814	1,346	101,918
Highway Reconstruction/Rehabilitation	644,517	100,062	9,690	7,188	544,455
Highway Reconstruction/Rehabilitation	717,725	111,428	10,790	8,005	606,297
Federal Bridge Aid Program	645,955	100,285	9,711	7,204	545,670
Highway Reconstruction/Rehabilitation	807,440	125,356	12,139	9,005	682,084
Total County Roads	3,184,400	494,382	47,874	35,515	2,690,018
Road Machinery					
Highway Maintenance Facility	161,117	25,014	2,422	1,797	136,103
Highway Equipment Replacement	66,805	10,372	1,004	745	56,433
Highway Equipment Replacement	216,244	33,572	3,251	2,412	182,672
Total Road Machinery	444,166	68,958	6,677	4,954	375,208

Serial Bonds

2011 Issue (Matures 2019) Continued

	2014 Beginning Balance	Principal Payment	Interest Payments		2014 Ending Balance
			First	Second	
Transit					
Transit Coach Replacement	8,450	1,312	127	94	7,138
Total Transit	<u>8,450</u>	<u>1,312</u>	<u>127</u>	<u>94</u>	<u>7,138</u>
Willow Point					
Parking Lot Construction	170,943	26,539	2,570	1,907	144,404
Resident Lift Program Equipment	35,885	5,571	540	400	30,314
WPNH Building Feasibility Study	47,249	7,335	710	527	39,914
Total Willow Point	<u>254,077</u>	<u>39,445</u>	<u>3,820</u>	<u>2,834</u>	<u>214,632</u>
Solid Waste					
Leachate Treatment Facility	20,690	3,212	311	231	17,478
Landfill Gas Recovery System	70,752	10,984	1,064	789	59,768
Leachate Storage Tank Design	10,107	1,569	152	113	8,538
Landfill Water Supply	2,619,377	406,661	39,380	29,214	2,212,716
Landfill Public Sewer System	213,075	33,080	3,203	2,376	179,995
Salt/Sand Storage Facility	58,752	9,121	883	655	49,631
Landfill Equipment	441,761	68,584	6,642	4,927	373,177
Landfill New Construction	852,299	132,320	12,814	9,506	719,979
Total Solid Waste	<u>4,286,813</u>	<u>665,531</u>	<u>64,449</u>	<u>47,811</u>	<u>3,621,282</u>
Aviation					
Airport Utility Enhancement	28,297	4,393	425	316	23,904
Total Aviation	<u>28,297</u>	<u>4,393</u>	<u>425</u>	<u>316</u>	<u>23,904</u>
Total 2011 Issue	<u><u>\$ 14,235,000</u></u>	<u><u>\$ 2,210,000</u></u>	<u><u>\$ 214,011</u></u>	<u><u>\$ 158,763</u></u>	<u><u>\$ 12,025,000</u></u>

Serial Bonds

2013 Issue (Matures 2017)

	2014	Principal Payment	Interest Payments		2014
	Beginning Balance		First	Second	Ending Balance
General Fund					
Community College					
Student Activities/Athletic Facility	\$ 96,095	\$ -	\$ 1,607	\$ 1,607	\$ 96,095
Roof Replacement Phase I	98,781	-	1,652	1,652	98,781
Original Boiler Replacement Phase I	62,996	-	1,054	1,054	62,996
Total Community College	<u>257,872</u>	<u>-</u>	<u>4,313</u>	<u>4,313</u>	<u>257,872</u>
All Other General Fund					
COB Elevator Controls Upgrade	39,868	-	667	667	39,868
COB Fire Alarm System Replacement	63,026	-	1,054	1,054	63,026
Communications Van Replacement	13,537	-	226	226	13,537
Parks Equipment Replacement	44,789	-	749	749	44,789
Federal EPA Oil Spill Plan Compliance	42,432	-	710	710	42,432
County Buildings Renovations	68,194	-	1,140	1,140	68,194
Microwave System Replacement	169,733	-	2,839	2,839	169,733
Computer Equipment Replacement Phase IV	115,173	-	1,926	1,926	115,173
Watershed Reconstruction Repair	22,730	-	380	380	22,730
County Buildings Renovations	75,773	-	1,267	1,267	75,773
COB - Parking Area Repairs - Design Phase	52,430	-	877	877	52,430
Systematic Roof Replacement At County Facilities	181,850	-	3,041	3,041	181,850
Vehicle Locator System	105,607	-	1,766	1,766	105,607
Computer Equipment Replacement & Update Technology	231,863	-	3,878	3,878	231,863
Grippen Ice Rink Rehabilitation	30,310	-	507	507	30,310
Parks Equipment Replacement	56,072	-	938	938	56,072
Parks Playground Equipment and Shelters	45,465	-	760	760	45,465
Parks Surface Rehabilitation	51,527	-	862	862	51,527
Emergency Surveillance Equipment Improvements	15,528	-	260	260	15,528
Electronic Document Mgt. System - DSS	72,649	-	1,215	1,215	72,649
County Buildings Renovations Equipment	18,184	-	304	304	18,184
Western Broome Senior Citizen Center	35,763	-	598	598	35,763
Total Other General Fund	<u>1,552,503</u>	<u>-</u>	<u>25,964</u>	<u>25,964</u>	<u>1,552,503</u>
Total General Fund	<u>1,810,375</u>	<u>-</u>	<u>30,277</u>	<u>30,277</u>	<u>1,810,375</u>

Serial Bonds

2013 Issue (Matures 2017) Continued

	2014 Beginning Balance	Principal Payment	Interest Payments		2014 Ending Balance
			First	Second	
County Road					
Highway Recon./Rehab. Caldwell Hill Rd.	44,957	-	752	752	44,957
Road Reconstruction/Rehabilitation	42,118	-	704	704	42,118
Highway Reconstruction	275,830	-	4,613	4,613	275,830
Highway Reconstruction	17,760	-	297	297	17,760
Bridge Repair and Culvert Replacement/Recon.	11,405	-	191	191	11,405
Colesville Rd./South St. Bridge Replace./Rehab. - Design	15,315	-	256	256	15,315
Total County Roads	<u>407,385</u>	-	<u>6,813</u>	<u>6,813</u>	<u>407,385</u>
Road Machinery					
Highway Equipment Replacement	15,247	-	255	255	15,247
Highway Equipment Replacement	119,187	-	1,993	1,993	119,187
Highway Equipment Replacement	68,010	-	1,137	1,137	68,010
Highway Equipment Replacement	278,408	-	4,656	4,656	278,408
Total Road Machinery	<u>480,852</u>	-	<u>8,041</u>	<u>8,041</u>	<u>480,852</u>
Library					
DYNIX Upgrade	11,377	-	190	190	11,377
Total Library	<u>11,377</u>	-	<u>190</u>	<u>190</u>	<u>11,377</u>
Transit					
Electronic Fare Box Replacement	37,178	-	622	622	37,178
Total Transit	<u>37,178</u>	-	<u>622</u>	<u>622</u>	<u>37,178</u>

Serial Bonds

2013 Issue (Matures 2017) Continued

	2014	Principal Payment	Interest Payments		2014
	Beginning Balance		First	Second	Ending Balance
Willow Point					
Parking Lot Construction	756	-	13	13	756
Replacement of Chillers and Cooling Towers	9,284	-	155	155	9,284
Generator Replacement	1,991	-	33	33	1,991
Nurses Stations Renovations	3,011	-	50	50	3,011
WPNH Med Room Renovation	9,952	-	166	166	9,952
Total Willow Point	<u>24,994</u>	-	<u>417</u>	<u>417</u>	<u>24,994</u>
Solid Waste					
Landfill Gas Recovery Facility	186,569	-	3,120	3,120	186,569
Landfill Public Water Supply	736,923	-	12,324	12,324	736,923
Landfill Public Sewer System	26,943	-	451	451	26,943
Landfill Construction	876,068	-	14,651	14,651	876,068
Partial Landfill Closure	572,237	-	9,570	9,570	572,237
Landfill Property Acquisition	7,637	-	128	128	7,637
Total Solid Waste	<u>2,406,377</u>	-	<u>40,244</u>	<u>40,244</u>	<u>2,406,377</u>
Aviation					
Airport Utility Enhancement	78,039	-	1,305	1,305	78,039
Airport Utility Enhancement Project, Phase II	83,883	-	1,403	1,403	83,883
Total Aviation	<u>161,922</u>	-	<u>2,708</u>	<u>2,708</u>	<u>161,922</u>
Fleet Management					
Fleet Replacement	60,723	-	1,016	1,016	60,723
Fleet Replacement	206,151	-	3,448	3,448	206,151
Total Fleet Management	<u>266,874</u>	-	<u>4,464</u>	<u>4,464</u>	<u>266,874</u>
Central Foods					
Renovations For Structural Improvements	47,666	-	797	797	47,666
Total Central Foods	<u>47,666</u>	-	<u>797</u>	<u>797</u>	<u>47,666</u>
Total 2013 Issue	<u>\$ 5,655,000</u>	<u>\$ -</u>	<u>\$ 94,573</u>	<u>\$ 94,573</u>	<u>\$ 5,655,000</u>

Schedule D

Bond Anticipation Notes

Issue Date 5/08/13

Maturity Date 5/8/14

	<u>Amount Outstanding</u>		<u>Amount Outstanding</u>
All Other General Fund		Solid Waste	
11 Virtual Desktop/Server Replacement & Licensing	\$ 282,296	08 Scale House Road And Facility	\$ 62,857
12 Computer Equipment Replacement/Update	499,582	08 Landfill Road Reconstruction	114,085
13 Computer Equipment Replacement/Update Techn	130,000	09 Construction of Section II & III Closure	1,385,967
10 Watershed Regulatory Compliance	179,200	10 Landfill Equipment	280,000
10 Courthouse Air Handler Replacement	218,680	10 Design/Construction Review for Section IV Cells II &	602,532
10 Systematic Roof Replacement at County	85,575	11 Colesville Landfill Remediation	446,000
10 Upgrade Access Control System at Courthouse	114,000	11 Construction Section IV Cell II	4,598,366
11 Watershed Annual Maintenance	60,000	12 Design & Construction Review Section IV Cells III & I	144,000
11 Courthouse Steps	80,000	12 Landfill Groundwater Remediation Feasibility Study	336,000
11 Spill Prevention/Petroleum Bulk Storage	200,000	Total Solid Waste	\$ 7,969,807
12 Watershed Annual Maintenance	67,500		
12 Watershed Regulatory Compliance	202,500	Aviation	
12 COB Lighting Retrofit	72,000	10 Hangar Improvements	\$ 60,334
12 County Buildings Renovations	225,000	09 Terminal Building Improvements	200,000
12 Systematic Roof Replacement - County Buildings	93,333	11 Runway 34 Safety Area Improvements	215,333
13 Site 2E - Prelim Upgrade & Row Acquisition	200,000	12 Rental Car Service Facility Replacement	1,504,000
13 Watershed Annual Maintenance	75,000	13 Runway 16 Threshold Relocation- Design & RA	100,000
13 County Building Renovations	150,000	13 West Apron Rehab Construction	275,000
12 Body Armor Vests	76,962	Total Aviation	\$ 2,354,667
12 Vehicle Replacement	104,658		
13 Vehicle Replacement	190,000	County Road	
11 Forum Repairs/Renovations	195,000	09 Nanticoke Drive Bridge Reconstruction	\$ 321,978
11 Otsiningo Bathroom	86,666	10 Highway Reconstruction/Rehabilitation	4,140
11 Parks Facilities Repairs & Renovations	65,000	11 Highway Reconstruction/Rehabilitation	1,920,559
12 Parks Facilities Repairs & Renovations	60,000	11 Killawog Rd & Oregon Hill Rd Bridges	514,552
12 Parks Surface Rehabilitation	70,000	11 Unanticipated Bridge/Culvert Repairs	270,000
12 Update Tax Receivable Database	93,448	11 West Hill Rd Bridge Rehabilitation/Scour	270,000
12 COPS Advance Refunding	12,145,000	12 Airport Road Reconstruction - Design	41,000
Total All Other General Fund	16,021,400	12 Highway Reconstruction/Rehabilitation	2,076,667
		12 East Windsor Rd. Bridge	98,500
Community College (BCC)		12 Hooper Rd. Bridge Replacement - Design	252,500
09 Science Building	9,215,777	12 Unanticipated Bridge/Culvert Repairs	285,000
09 Roof Replacement III	36,675	13 Highway Reconstruction/Rehabilitation	2,250,000
10 Direct Digital Control	32,500	13 Killawog Rd Bridge Replacement	1,300,000
11 Hazardous Materials	228,614	13 River Rd Bridge Replacement Design	130,000
11 Wales Building Upgrades	1,461,700	13 Unanticipated Bridge/Culvert Repairs	300,000
12 Electrical Infrastructure	244,500	Total County Road	\$ 10,034,896
12 HVAC Upgrades/Replacement	352,650		
12 Roofs Replacement IV	116,666		
12 Water & Sewer Renovations/Upgrades	251,407		
13 Sidewalks, Roadways, & Other Parking Lots	250,000		
Total Community College	12,190,489		
Total General Fund	\$ 28,211,889		

Schedule D

Bond Anticipation Notes

Issue Date 5/08/13

Maturity Date 5/8/14

	<u>Amount Outstanding</u>		<u>Amount Outstanding</u>
Veteran's Arena		Willow Point Nursing Home	
12 Arena Repairs/Renovations	\$ 135,000	10 Replacement Equipment/Furnishings	\$ 74,940
12 Repair/Replace Arena HVAC Equipment	383,787	11 Betterments & Improvements	57,600
13 Arena Improvements Project	800,000	13 Betterment & Improvements	120,000
13 Arena Seating	1,200,000	13 Sprinkler System	1,300,000
Total Veteran's Arena	<u>\$ 2,518,787</u>	Total Willow Point Nursing Home	<u>\$ 1,552,540</u>
Road Machinery		Fleet Management	
10 Highway Equipment Replacement	\$ 29,099	12 DPW - Fleet Replacement	\$ 192,000
11 Highway Equipment Replacement	432,747	13 DPW - Fleet Replacement	160,000
12 Highway Equipment Replacement	770,000	Total Fleet Management	<u>\$ 352,000</u>
13 Highway Equipment Replacement	820,000	Central Foods	
Total Road Machinery	<u>\$ 2,051,846</u>	06 Central Foods Building Renovations	\$ 24,484
Transit		07 Reconstruction of Central Foods	\$ 36,800
06 Intermodal Transit Terminal	\$ 522,284	13 Purchase of 2 New Vans	40,000
Total Transit	<u>\$ 522,284</u>	Total Central Foods	<u>\$ 101,284</u>
		Total Bond Anticipation Notes	<u>\$ 55,670,000</u>

Schedule E

Bond Anticipation Notes/Capital Notes Payment Schedule

Project Title	Fund	Department	Total BAN 5/8/2014	Principal Paydown 5/8/2014	Interest Due 5/8/2014
General	1010	91000099	16,021,400	897,240	240,321
General BCC	1010	91000099	12,190,489	655,986	182,857
Total General			28,211,889	1,553,226	423,178
Arena	3110	39020008	2,518,787	190,976	37,782
County Road	3120	29010505	10,034,896	734,525	150,524
Road Machinery	3160	30020305	2,051,846	172,713	30,778
Aviation	2010	28040005	2,354,667	124,943	35,320
Solid Waste	2020	38020007	7,969,807	387,306	119,547
Transit	2040	31010505	522,284	22,708	7,834
Willow Point NH	2050	27040004	1,552,540	198,180	23,288
Central Foods	2060	02020001	101,284	30,694	1,519
Fleet Management	2070	09020001	352,000	101,333	5,280
Grand Total BANs & Capital Notes			55,670,000	3,516,604	835,050

Note: If using this schedule for budget purposes, you must round up when determining the interest appropriation.

Schedule F

**Statement of
Authorized and Unborrowed Debt
For Open Capital Projects**

Serial Bonds	Resolution	Debt Authorized	Debt Unborrowed
Arena/Forum			
Arena Repairs/Renovations	10-35	150,000	5,613
Replace/Repair Arena HVAC Equipment	11-549	450,000	21,213
Arena Improvements	12-568, *	1,000,000	200,000
Arena Seating	12-568, *	1,300,000	100,000
Arena Equipment	*	200,000	200,000
Forum Repairs/Renovations	10-592	1,000,000	775,000
Aviation			
Airport Utility Enhancement Project, Phase II	03-179	850,000	467,000
Terminal Building Improvements	08-744 & 12-569	770,000	210,000
Hangar Improvements	10-35	375,000	288,000
Runway Safety Area Improvements Design	10-322	1,000,000	263,373
Runway 16 Threshold Relocation - Design	10-592	550,000	550,000
Rental Car Service Facility Replacement	11-549 & 12-568	2,000,000	480,000
Snow Removal Equipment Replacement	11-549	500,000	500,000
West Apron Rehab-Design	11-549	200,000	88,953
Runway 16 Threshold Relocation - Design & RA	12-568	800,000	700,000
West Apron Rehab-Constructon	12-568	2,477,520	2,202,520
Broome Community College			
Roof Replacement III	08-744	600,000	83,169
Science Building	08-744 & 11-543	21,942,696	2,606,403
Direct Digital Control	10-35	465,000	203,880
Hazardous Materials	10-592	515,000	161,357
Wales Building Upgrades	10-592, *	4,600,000	3,067,406
Electrical Infrastructure	11-549	500,000	250,000
HVAC Upgrades/Replacement	11-549	700,000	258,472
Roofs Replacement IV	11-549	250,000	6,483
Water & Sewer Renovations/Upgrades	11-549	500,000	101,840
Sidewalks, Roadways & Other Parking Lots	12-568	500,000	250,000
Student Center Improvements	*	200,000	200,000
County Road			
Nanticoke Drive Bridge Rehabilitation	11-21	450,000	266,077
Killawog Rd. & Oregon Rd. Bridges	10-592	600,000	51,862
Airport Road Reconstruction - Design	11-549	500,000	455,000
East Windsor Rd. Bridge	11-549	500,000	400,000
Highway Reconstruction/Rehabilitation	12-568, *	2,616,540	366,540
River Rd Briget Replacement Design	12-568	300,000	170,000
Elections			
Electronic Voting Machines	05-742	2,161,000	299,761

**Statement of
Authorized and Unborrowed Debt
For Open Capital Projects**

Serial Bonds	Resolution	Debt Authorized	Debt Unborrowed
Information Technology			
Virtual Desktop/Server Rep & Lic	10-592	495,000	14,704
Computer Equipment Replacement/Update	11-549	650,000	60,618
Computer Equipment Replacement/Update Technology	12-568	700,000	570,000
PW-Buildings & Grounds			
County Office Building - Parking Area	07-06	4,600,000	171,286
Upgrade Access Control System at Courthouse	10-35	200,000	46,000
PW-Engineering			
Upgrade Watershed Dam 23 (Savin-2)	07-816	1,000,000	750,000
PW-Fleet			
Fleet Replacement	10-35	200,000	5,062
Public Transportation			
Transit Fleet Additions	05-529	834,000	834,000
5 - 24 Passenger Buses	08-744	700,000	50,869
Transit Coach Replacement	568-12	2,800,000	2,800,000
Solid Waste			
Leachate Treatment Plant Outfall	05-742	3,080,000	1,894,692
Design/Construction Review Sect IV, Cells II & III	10-322	1,000,000	297,468
Colesville Landfill Remediation	10-592	550,000	60,000
Construction Section IV, Cell II	10-592	5,500,000	83,999
Colesville Landfill Remediation	11-549	550,000	550,000
Design & Construction Review Section IV Cells III & IV	11-549, *	900,000	750,000
Landfill Equipment	11-549	355,000	355,000
Willow Point Nursing Home			
New 380 Bed Facility	05-742	55,933,113	55,349,555
Sprinkler System	*	1,600,000	300,000
Total		\$ 133,169,869	\$ 81,193,174

* Pending legislative approval.

Schedule G

Authorized Capital Projects

Open as of June 20, 2013

	<u>CIP Year*</u>	<u>Total Appropriations</u>	<u>Available Appropriations</u>
Arena/Forum			
Arena Primary Electric Replacement	2006	75,000	36,845
Arena Repairs/Renovations	2008	100,000	339
Arena Repairs/Renovations	2010	150,000	4,607
Arena Repairs/Renovations	2012	150,000	92,113
Repair/Replace Arena HVAC Equipment	2012	450,000	5,001
Arena Improvements Project	2013, 2013a	1,000,000	999,768
Arena Seating	2013, 2013a	1,300,000	1,280,635
Arena Equipment	2013	200,000	200,000
		<u>3,425,000</u>	<u>2,619,308</u>
Aviation			
Utility Enhancement, Phase II	2003	850,000	494,614
Terminal Building Rehabilitation	2009, 2013a	770,000	555,110
T-Hanger Improvements	2009	750,000	345,877
Hangar Improvements	2010	375,000	98,535
Runway Safety Area Improvements Design	2010	1,000,000	263,373
SRE Building Improvements	2010	150,000	6,347
Runway 16 Threshold Relocation - Design	2011	550,000	550,000
Runway 34 Safety Area Improvements	2011, 2011a, 2012a	13,410,000	500,026
Snow Removal Equipment - Plow	2011	495,338	5,000
Rental Car Service Facility Replacement	2012, 2013a	2,000,000	1,939,520
Snow Removal Equipment Replacement	2012	500,000	500,000
West Apron Rehab-Design	2012	200,000	64,870
Runway 16 Threshold Relocation - Design	2013	800,000	800,000
West Apron Rehab-Construction	2013	2,477,520	2,477,520
North Apron Rehabilitation - Phase I	2012	625,000	67,343
Airport Master Plan - Phase III	2012	35,000	0
ADA Passenger Boarding Bridge	2012	60,000	2,900
Employee Protective Equipment	2012	40,000	14,511
Hangar 1 Improvements	2013	100,000	100,000
		<u>25,187,858</u>	<u>8,785,545</u>

Schedule G

Authorized Capital Projects
Open as of June 20, 2013

	<u>CIP Year*</u>	<u>Total Appropriations</u>	<u>Available Appropriations</u>
Broome Community College			
Original Boiler Replacement Phase I	2005	415,800	4,251
Original Boiler Replacement Phase II	2007	540,000	1,869
Feasibility Study	2007	50,000	49,949
Energy Management Improvements	2008	207,000	173,475
Roof Replacement	2008	621,000	1,272
West Gym Bleachers	2008	260,000	54,708
Roadway and Lot Upgrades	2009	85,000	1,299
Roof Replacement III	2009	600,000	184,340
Science Building	2009, 2013a	21,942,696	4,076,967
Direct Digital Control	2010	465,000	407,796
Hazardous Materials	2011	515,000	322,714
Wales Building Upgrades	2011, 2013a	4,600,000	2,923,226
Electrical Infrastructure	2012	500,000	500,000
HVAC Upgrades/Replacement	2012	700,000	546,244
Roofs Replacement IV	2012	250,000	25,449
Water & Sewer Renovations/Upgrades	2012	500,000	183,631
BCC Flood Recovery & Improvements	2012, 2013a	1,500,000	1,151,640
Sidewalk, Roadways & Parks	2013	500,000	500,000
Student Center Improvements	2013	200,000	200,000
		<u>34,451,496</u>	<u>11,308,830</u>
Central Food and Nutrition Services			
Building Renovations	2006	774,160	87,457
Building Reconstruction	2007	150,000	27,349
New Van Purchase	2012	40,000	40,000
		<u>964,160</u>	<u>154,806</u>
DPW-Fleet			
Fleet Replacement	2009	200,000	981
Fleet Replacement	2011	240,000	6,990
Fleet Replacement	2012	160,000	44,895
		<u>600,000</u>	<u>52,866</u>
Elections			
Electronic Voting Machines	2006	2,161,000	308,342
		<u>2,161,000</u>	<u>308,342</u>
Emergency Services			
State Road Radio Tower	2004	65,000	63,619
Vehicle Locator System	2005	350,000	68,173
Fire Radio System replacement Phase I	2006	500,000	276,564
		<u>915,000</u>	<u>408,356</u>

Schedule G

Authorized Capital Projects

Open as of June 20, 2013

	<u>CIP Year*</u>	<u>Total Appropriations</u>	<u>Available Appropriations</u>
Information Technology			
Update Comp. Tech. & Replace Equipment	2002	550,000	40,059
Financial Systems Replacement	2009	3,520,000	9,183
Employee Timekeeper System/Scheduler	2010	165,000	165,000
Tape Library and Computer Equipment	2010	76,000	89
Virtual Desktop/Server Replacements & Licenses	2011	495,000	156,474
Computer Equipment Replacement/Update	2012	650,000	134,276
Computer Equipment Replacement/Update	2013	700,000	575,240
		<u>6,156,000</u>	<u>1,080,321</u>
Highway			
Vehicle Replacement	2009	153,000	6,085
		<u>153,000</u>	<u>6,085</u>
Highways/Bridges			
Colesville Rd./South St. Bridge Replacement/Rehab. - Design	2005	400,000	31,537
South Street Bridge	2006	230,000	60,546
Nanticoke Drive Bridge Rehabilitation	2009, 2010a	1,630,372	1,230,545
Flood Reconstruction	2010	450,000	38,292
Killawog Rd & Oregon Hill Rd Bridges	2011	600,000	32,629
Unanticipated Bridge/Culvert Repairs	2011	300,000	4,759
West Hill Rd Bridge Rehabilitation/Scouring	2011	300,000	238,794
East Windsor Rd. Bridge	2012	500,000	460,410
Hooper Rd. Bridge Replacement - Design	2012	300,000	177,023
Unanticipated Bridge/Culvert Repairs	2012	300,000	160,688
Killawog River Road Bridge Replacement	2013	1,300,000	1,300,000
River Road Bridge Replacement - Design	2013	300,000	300,000
Unanticipated Bridge/Culvert Repairs	2013	300,000	300,000
		<u>6,910,372</u>	<u>4,335,223</u>
Highways/Roads			
Highway Reconstruction/Rehabilitation	2011	2,225,000	734
Airport Road Reconstruction - Design	2012	500,000	447,197
Highway Reconstruction/Rehabilitation	2012	2,225,000	10,707
Highway Reconstruction/Rehabilitation	2013	2,616,540	2,616,540
		<u>7,566,540</u>	<u>3,075,177</u>

Schedule G

Authorized Capital Projects
Open as of June 20, 2013

	<u>CIP Year*</u>	<u>Total Appropriations</u>	<u>Available Appropriations</u>
Parks & Recreation			
Surface Rehabilitation	2010	75,000	4,209
Park Facilities Repairs and Renovations	2010	50,000	1,984
Otsiningo Bathroom	2011	100,000	1,620
Parks Facilities Repairs & Renovations	2011	75,000	24,181
Parks Facilities Repairs & Renovations	2012	75,000	74,059
Parks Surface Rehabilitation	2012, 2012a	100,000	100,000
		<u>475,000</u>	<u>206,053</u>
Public Transportation			
Intermodal Transit Terminal	2006, 2009a, 2010a	14,106,000	237,429
Support Vehicle Replacement	2008	160,000	16,399
5 - 24 Passenger Buses	2008	700,000	52,550
Building Renovations	2008	175,000	1,101
	2013	2,800,000	2,800,000
		<u>17,941,000</u>	<u>307,479</u>
Public Works			
COB - Parking Area Repairs - Design Phase	2004	456,000	455,706
County Office Building - Parking Area	2007	4,600,000	4,546,013
Petroleum Bulk Storage Reg Compliance	2007	100,000	61,205
Petroleum Bulk Storage	2008	250,000	602,961
Upgrade of Court Access Control System	2010	200,000	43,036
Watershed Annual Maintenance	2011	75,000	741
Courthouse Steps	2011	100,000	60,801
County Environmental Compliance	2011	250,000	246,658
Watershed Annual Maintenance	2012	75,000	71,679
Watershed Regulatory Compliance	2012	225,000	83,735
COB Lighting Retrofit	2012	80,000	80,000
County Buildings Renovations	2012	250,000	6,194
Systematic Roof Replacement - County Buildings	2012	100,000	37,236
Site 2E - Prelim Upgrade & Row Acquisition	2013	200,000	200,000
Watershed Annual Maintenance	2013	75,000	75,000
County Buildings Renovations	2013	150,000	150,000
		<u>7,186,000</u>	<u>6,720,964</u>
Road Machinery			
Highway Equipment Replacement	2012	825,000	62,263
Highway Equipment Replacement	2013	820,000	820,000
		<u>1,645,000</u>	<u>882,263</u>
Social Services			

Schedule G

Authorized Capital Projects

Open as of June 20, 2013

	<u>CIP Year*</u>	<u>Total Appropriations</u>	<u>Available Appropriations</u>
Electronic Document Management System	2005	470,000	68,989
		<u>470,000</u>	<u>68,989</u>
Sheriff			
Vehicle Replacement	2013	190,000	87,071
		<u>190,000</u>	<u>87,071</u>
OMB			
Update Tax Receivable Database Project	2012	93,940	93,940
		<u>93,940</u>	<u>93,940</u>
Solid Waste			
Landfill Public Sewer System	2000	3,537,700	3,057,324
Leachate Treatment Plant Outfall	2006	3,080,000	2,873,911
Construction of Section II & III Closure	2009, 2011a	2,500,000	427,712
Design/Construction Review - Section IV, Cells II & III	2010	1,000,000	19,204
Colesville Landfill Remediation	2011	550,000	260,439
Construction Section IV Cell II	2011	5,500,000	1,084,561
Colesville Landfill Remediation	2012	550,000	550,000
Design & Construction Review Section IV Cells III & IV	2012	1,000,000	862,250
Landfill Equipment	2012	355,000	355,000
Landfill Groundwater Remediation Feasibility Study	2012	350,000	201,325
Runway 16 Threshold Relocation- Design & RA	2013	1,500,000	1,500,000
West Apron Rehab Construction	2013	200,000	200,000
		<u>20,122,700</u>	<u>11,391,726</u>
Willow Point Nursing Facility			
05 WPNH Med Room Renovation	2005	150,000	131,913
New 380 Bed Facility	2006	55,933,113	55,615,068
Betterments & Improvements	2013	120,000	96,092
Sprinkler System	2013, 2013a	1,600,000	994,355
		<u>57,803,113</u>	<u>56,837,428</u>

* "a" signifies a budget amendment.

Schedule H

DEBT STATEMENT SUMMARY

Summary of Indebtedness, Debt Limit and Net Debt - Contracting Margin, as of 10/01/13.

Five-Year Average Full Valuation		\$ 9,672,187,946
Debt Limit - 7% thereof		677,053,156
Bonds	23,738,000	
MBBA Bonds	43,700,000	
Bond Anticipation Notes	55,670,000	
Total Net Indebtedness Subject to Debt Limit		<u>123,108,000</u>
Net Debt-Contracting Margin		<u>\$ 553,945,156</u>
The percent of debt contracting power exhausted is		18.18%

**Community College Debt Liability and Payment History
By Year, Issue and Project**

	January 1 Begin Liab Prin Bal	Pay Date Principal Payment	Pay Date 1st Int Pay	Pay Date Advance Refunding	Pay Date 2nd Int Pay	December 31 End Liab Prin Bal
2013						
2005 Issue (Matures 2014)		04/15	04/15	04/24	10/15	
Student Activities/Athletic Facility	\$ 168,960	\$ 31,051	\$ 3,300	\$ (108,071)	\$ 559	\$ 29,838
Roof Replacement Phase I	159,220	29,261	3,110	(99,287)	575	30,672
Original Boiler Replacement Phase I	101,416	18,638	1,981	(63,217)	367	19,561
Total 2005 Issue	429,596	78,950	8,391	(270,575)	1,501	80,071
2010 Issue (Matures 2021)		04/15	04/15	04/24	10/15	
Technology Initiative	\$ 21,205	\$ 2,252	\$ 495	\$ -	\$ 450	\$ 18,953
Update Master Plan	3,497	371	82	-	74	3,126
Wales Building Renovation	67,042	7,120	1,565	-	1,422	59,922
Original Boiler Replacement Phase II	244,852	26,004	5,715	-	5,195	218,848
Feasibility Study	14,227	1,511	332	-	302	12,716
Energy Management Improvements	58,897	6,255	1,375	-	1,250	52,642
Roof Replacement Phase II	292,590	31,074	6,829	-	6,208	261,516
West Gym Bleachers	73,978	7,857	1,727	-	1,570	66,121
Roadway and Lot Upgrades	36,277	3,853	847	-	770	32,424
Roof Replacement III	137,048	14,555	3,199	-	2,908	122,493
Science Building	141,581	15,036	3,305	-	3,004	126,545
09 Alms Building Demo & Site Restoration	127,090	13,497	2,966	-	2,696	113,593
10 Direct Digital Control	94,842	10,073	2,214	-	2,012	84,769
10 Natural Gas Piping Replacement	118,553	12,591	2,767	-	2,515	105,963
Total 2010 Issue	1,431,679	152,049	33,418	-	30,376	1,279,630
2010 Issue (Matures 2025)		04/15	04/15	04/24	10/15	
Technology Initiative	\$ 17,429	\$ -	\$ 509	\$ -	\$ 509	\$ 17,429
Update Master Plan	2,874	-	84	-	84	2,874
Wales Building Renovation	55,105	-	1,609	-	1,609	55,105
Original Boiler Replacement Phase II	201,256	-	5,876	-	5,876	201,256
Feasibility Study	11,693	-	341	-	341	11,693
Energy Management Improvements	48,411	-	1,413	-	1,413	48,411
Roof Replacement Phase II	240,493	-	7,021	-	7,021	240,493
West Gym Bleachers	60,805	-	1,775	-	1,775	60,805
Roadway and Lot Upgrades	29,818	-	871	-	871	29,818
Roof Replacement III	112,646	-	3,289	-	3,289	112,646
Science Building	116,372	-	3,397	-	3,397	116,372
09 Alms Building Demo & Site Restoration	104,461	-	3,050	-	3,050	104,461
10 Direct Digital Control	77,956	-	2,276	-	2,276	77,956
10 Natural Gas Piping Replacement	97,445	-	2,845	-	2,845	97,445
Total 2010 Issue	1,176,764	-	34,356	-	34,356	1,176,764
2011 Refunding Issue (Matures 2019)		02/15	02/15	04/24	08/15	
Student Activities/Athletic Facility	\$ 1,887,565	\$ 245,176	\$ 28,370	\$ -	\$ 24,692	\$ 1,642,389
Total 2011 Issue	1,887,565	245,176	28,370	-	24,692	1,642,389

Schedule 1

Community College Debt Liability and Payment History
By Year, Issue and Project

	January 1 Begin Liab Prin Bal	Pay Date Principal Payment	Pay Date 1st Int Pay	Pay Date Advance Refunding	Pay Date 2nd Int Pay	December 31 End Liab Prin Bal
2013 Continued						
2013 Issue (Matures 2017)		04/15	04/15	04/24	10/15	
Student Activities/Athletic Facility	\$ -	\$ -	\$ -	\$ 96,095	\$ 1,527	\$ 96,095
Roof Replacement Phase I	-	-	-	98,781	1,569	98,781
Original Boiler Replacement Phase I	-	-	-	62,996	1,001	62,996
Total 2013 Issue	-	-	-	257,872	4,097	257,872
Total Serial Bonds	\$ 4,925,604	\$ 476,175	\$ 104,535	\$ (12,703)	\$ 95,022	\$ 4,436,726
05/12 Bond Anticipation Note (Matures 05/13)		05/9	05/9	04/24		
Science Building	\$ 3,038,548	\$ 138,116	\$ 45,578	\$ -	\$ -	\$ 2,900,432
Hazardous Materials	190,046	21,116	2,851	-	-	168,930
Wales Building Upgrades	957,500	38,300	14,363	-	-	919,200
Electrical Infrastructure	55,000	5,500	825	-	-	49,500
HVAC Upgrades/Replacement	120,000	12,000	1,800	-	-	108,000
Roofs Replacement IV	125,000	8,333	1,875	-	-	116,667
Water & Sewer Renovations/Upgrades	25,000	833	375	-	-	24,167
Total Bond Anticipation Notes	\$ 4,511,094	\$ 224,198 *	\$ 67,667	\$ -	\$ -	\$ 4,286,896
Total Serial Bonds and Bond Anticipation Notes	\$ 9,436,698	\$ 700,373	\$ 172,202	\$ (12,703)	\$ 95,022	\$ 8,723,622

* Principal payment is comprised of budgeted principal payments, plus unbudgeted paydowns, plus remaining BAN proceeds reissued as serial bonds.

Schedule 1

**Community College Debt Liability and Payment History
By Year, Issue and Project**

	January 1 Begin Liab Prin Bal	Pay Date Principal Payment	Pay Date 1st Int Pay	Pay Date Advance Refunding	Pay Date 2nd Int Pay	December 31 End Liab Prin Bal
2014						
2005 Issue (Matures 2014)		04/15	04/15	04/24	10/15	
Student Activities/Athletic Facility	\$ 29,838	\$ 29,838	\$ 559	\$ -	\$ -	\$ -
Roof Replacement Phase I	30,672	30,672	575	-	-	-
Original Boiler Replacement Phase I	19,561	19,561	367	-	-	-
Total 2005 Issue	80,071	80,071	1,501	-	-	-
2010 Issue (Matures 2021)		04/15	04/15	04/24	10/15	
Technology Initiative	\$ 18,953	\$ 2,344	\$ 450	\$ -	\$ 403	\$ 16,609
Update Master Plan	3,126	387	74	-	66	2,739
Wales Building Renovation	59,922	7,410	1,422	-	1,274	52,512
Original Boiler Replacement Phase II	218,848	27,062	5,195	-	4,654	191,786
Feasibility Study	12,716	1,572	302	-	270	11,144
Energy Management Improvements	52,642	6,509	1,250	-	1,119	46,133
Roof Replacement Phase II	261,516	32,338	6,208	-	5,561	229,178
West Gym Bleachers	66,121	8,176	1,570	-	1,406	57,945
Roadway and Lot Upgrades	32,424	4,009	770	-	690	28,415
Roof Replacement III	122,493	15,147	2,908	-	2,605	107,346
Science Building	126,545	15,648	3,004	-	2,691	110,897
09 Alms Building Demo & Site Restoration	113,593	14,046	2,696	-	2,416	99,547
10 Direct Digital Control	84,769	10,482	2,012	-	1,803	74,287
10 Natural Gas Piping Replacement	105,962	13,103	2,515	-	2,253	92,860
Total 2010 Issue	1,279,630	158,233	30,376	-	27,211	1,121,397
2010 Issue (Matures 2025)		04/15	04/15	04/24	10/15	
Technology Initiative	\$ 17,429	\$ -	\$ 509	\$ -	\$ 509	\$ 17,429
Update Master Plan	2,874	-	84	-	84	2,874
Wales Building Renovation	55,105	-	1,609	-	1,609	55,105
Original Boiler Replacement Phase II	201,256	-	5,876	-	5,876	201,256
Feasibility Study	11,693	-	341	-	341	11,693
Energy Management Improvements	48,411	-	1,413	-	1,413	48,411
Roof Replacement Phase II	240,493	-	7,021	-	7,021	240,493
West Gym Bleachers	60,805	-	1,775	-	1,775	60,805
Roadway and Lot Upgrades	29,818	-	871	-	871	29,818
Roof Replacement III	112,646	-	3,289	-	3,289	112,646
Science Building	116,372	-	3,397	-	3,397	116,372
09 Alms Building Demo & Site Restoration	104,461	-	3,050	-	3,050	104,461
10 Direct Digital Control	77,956	-	2,276	-	2,276	77,956
10 Natural Gas Piping Replacement	97,445	-	2,845	-	2,845	97,445
Total 2010 Issue	1,176,764	-	34,356	-	34,356	1,176,764
2011 Refunding Issue (Matures 2019)		02/15	02/15	04/24	08/15	
Student Activities/Athletic Facility	\$ 1,642,389	\$ 254,983	\$ 24,692	\$ -	\$ 18,318	\$ 1,387,406
Total 2011 Issue	1,642,389	254,983	24,692	-	18,318	1,387,406

Schedule 1

Community College Debt Liability and Payment History
By Year, Issue and Project

	January 1 Begin Liab Prin Bal	Pay Date Principal Payment	Pay Date 1st Int Pay	Pay Date Advance Refunding	Pay Date 2nd Int Pay	December 31 End Liab Prin Bal
2014 Continued						
2013 Issue (Matures 2017)		04/15	04/15	04/24	10/15	
Student Activities/Athletic Facility	\$ 96,095	\$ -	\$ 1,607	\$ -	\$ 1,607	\$ 96,095
Roof Replacement Phase I	98,781	-	1,652	-	1,652	98,781
Original Boiler Replacement Phase I	62,996	-	1,054	-	1,054	62,996
Total 2013 Issue	257,872	-	4,313	-	4,313	257,872
Total Serial Bonds	\$ 4,436,726	\$ 493,287	\$ 95,238	\$ -	\$ 84,198	\$ 3,943,439
05/13 Bond Anticipation Note (Matures 05/14)		05/8	05/8	04/24		
Science Building	\$ 9,215,777	\$ 438,847	\$ 138,237	\$ -	\$ -	\$ 8,776,930
Roof Replacement III	36,675	3,056	550	-	-	33,619
Direct Digital Control	32,500	16,250	488	-	-	16,250
Hazardous Materials	228,614	28,577	3,429	-	-	200,037
Wales Building Upgrades	1,461,700	60,904	21,926	-	-	1,400,796
Electrical Infrastructure	244,500	27,167	3,668	-	-	217,333
HVAC Upgrades/Replacement	352,650	39,183	5,290	-	-	313,467
Roofs Replacement IV	116,666	8,333	1,750	-	-	108,333
Water & Sewer Renovations/Upgrades	251,407	8,669	3,771	-	-	242,738
Sidewalks, Roadways, & Other Parking Lots	250,000	25,000	3,750	-	-	225,000
Total Bond Anticipation Notes	\$ 12,190,489	\$ 655,986 *	\$ 182,859	\$ -	\$ -	\$ 11,534,503
Total Serial Bonds and Bond Anticipation Notes	\$ 16,627,215	\$ 1,149,273	\$ 278,097	\$ -	\$ 84,198	\$ 15,477,942

* Principal payment is comprised of budgeted principal payments, plus unbudgeted paydowns, plus remaining BAN proceeds reissued as serial bonds.

Schedule 2

**Community College Debt Liability and Payment Schedule
By Fiscal Year, Issue and Project**

BCC Fiscal Year: September 1 - August 31

	September 1 Begin Liab Prin Bal	Pay Date 1st Int Pay	Pay Date Principal Payment	Pay Date 2nd Int Pay	Pay Date Advance Refunding	August 31 End Liab Prin Bal
2012-2013		10/15	04/15	04/15	04/24	
2005 Issue (Matures 2014)						
Student Activities/Athletic Facility	\$ 168,960	\$ 3,300	\$ 31,051	\$ 3,300	\$ (108,071)	\$ 29,838
Roof Replacement Phase I	159,220	3,110	29,261	3,110	(99,287)	30,672
Original Boiler Replacement Phase I	101,416	1,981	18,638	1,981	(63,217)	19,561
Total 2005 Issue	429,596	8,391	78,950	8,391	(270,575)	80,071
		10/15	04/15	04/15		
2010 Issue (Matures 2021)						
Technology Initiative	\$ 21,205	\$ 495	\$ 2,252	\$ 495		\$ 18,953
Update Master Plan	3,497	82	371	82		3,126
Wales Building Renovation	67,042	1,565	7,120	1,565		59,922
Original Boiler Replacement Phase II	244,852	5,715	26,004	5,715		218,848
Feasibility Study	14,227	332	1,511	332		12,716
Energy Management Improvements	58,897	1,375	6,255	1,375		52,642
Roof Replacement Phase II	292,590	6,829	31,074	6,829		261,516
West Gym Bleachers	73,978	1,727	7,857	1,727		66,121
Roadway and Lot Upgrades	36,277	847	3,853	847		32,424
Roof Replacement III	137,048	3,199	14,555	3,199		122,493
Science Building	141,581	3,305	15,036	3,305		126,545
09 Alms Building Demo & Site Restoration	127,090	2,966	13,497	2,966		113,593
10 Direct Digital Control	94,842	2,214	10,073	2,214		84,769
10 Natural Gas Piping Replacement	118,553	2,767	12,591	2,767		105,962
Total 2010 Issue	1,431,679	33,418	152,049	33,418		1,279,630
		10/15	04/15	04/15		
2010 Issue (Matures 2025)						
Technology Initiative	\$ 17,429	\$ 509	\$ -	\$ 509		\$ 17,429
Update Master Plan	2,874	84	-	84		2,874
Wales Building Renovation	55,105	1,609	-	1,609		55,105
Original Boiler Replacement Phase II	201,256	5,876	-	5,876		201,256
Feasibility Study	11,693	341	-	341		11,693
Energy Management Improvements	48,411	1,413	-	1,413		48,411
Roof Replacement Phase II	240,493	7,021	-	7,021		240,493
West Gym Bleachers	60,805	1,775	-	1,775		60,805
Roadway and Lot Upgrades	29,818	871	-	871		29,818
Roof Replacement III	112,646	3,289	-	3,289		112,646
Science Building	116,372	3,397	-	3,397		116,372
09 Alms Building Demo & Site Restoration	104,461	3,050	-	3,050		104,461
10 Direct Digital Control	77,956	2,276	-	2,276		77,956
10 Natural Gas Piping Replacement	97,445	2,845	-	2,845		97,446
Total 2010 Issue	1,176,764	34,356	-	34,356		1,176,764

Schedule 2

Community College Debt Liability and Payment Schedule
By Fiscal Year, Issue and Project

BCC Fiscal Year: September 1 - August 31

	September 1 Begin Liab Prin Bal	Pay Date 1st Int Pay	Pay Date Principal Payment	Pay Date 2nd Int Pay	Pay Date Advance Refunding	August 31 End Liab Prin Bal
2012-2013 Continued		02/15	02/15	08/15		
2011 Refunding Issue (Matures 2019)						
Student Activities/Athletic Facility	\$ 1,887,565	\$ 28,370	\$ 245,176	\$ 24,692	\$ -	\$ 1,642,389
Total 2011 Issue	<u>1,887,565</u>	<u>28,370</u>	<u>245,176</u>	<u>24,692</u>	<u>-</u>	<u>1,642,389</u>
		10/15	04/15	04/15	04/24	
2013 Issue (Matures 2017)						
Student Activities/Athletic Facility	\$ -	\$ -	\$ -	\$ -	\$ 96,095	\$ 96,095
Roof Replacement Phase I	-	-	-	-	98,781	98,781
Original Boiler Replacement Phase I	-	-	-	-	62,996	62,996
Total 2013 Issue	<u>-</u>	<u>-</u>	<u>-</u>	<u>-</u>	<u>257,872</u>	<u>257,872</u>
Total Serial Bonds	<u>\$ 4,925,604</u>	<u>\$ 104,535</u>	<u>\$ 476,175</u>	<u>\$ 100,857</u>	<u>\$ (12,703)</u>	<u>\$ 4,436,726</u>
05/12 Bond Anticipation Note (Matures 05/13) *			05/09	05/09		
Science Building	\$ 3,038,548		\$ 138,116	\$ 45,578		\$ 2,900,432
Hazardous Materials	190,046		21,116	2,851		168,930
Wales Building Upgrades	957,500		38,300	14,363		919,200
Electrical Infrastructure	55,000		5,500	825		49,500
HVAC Upgrades/Replacement	120,000		12,000	1,800		108,000
Roofs Replacement IV	125,000		8,333	1,875		116,667
Water & Sewer Renovations/Upgrades	25,000		833	375		24,167
Total Bond Anticipation Notes	<u>\$ 4,511,094</u>	<u>\$ -</u>	<u>\$ 224,198</u>	<u>\$ 67,667</u>		<u>\$ 4,286,896</u>
Total Serial Bonds and Bond Anticipation Notes	<u>\$ 9,436,698</u>	<u>\$ 104,535</u>	<u>\$ 700,373</u>	<u>\$ 168,524</u>	<u>\$ (12,703)</u>	<u>\$ 8,723,622</u>

*May 2012 BAN amounts represent current short-term borrowing.
There is no estimate made of additional need for borrowing, for these or other projects.

Schedule 2

**Community College Debt Liability and Payment Schedule
By Fiscal Year, Issue and Project**

BCC Fiscal Year: September 1 - August 31

	September 1 Begin Liab Prin Bal	Pay Date 1st Int Pay	Pay Date Principal Payment	Pay Date 2nd Int Pay	Pay Date Advance Refunding	August 31 End Liab Prin Bal
2013-2014		10/15	04/15	04/15		
2005 Issue (Matures 2014)						
Student Activities/Athletic Facility	\$ 29,838	\$ 559	\$ 29,838	\$ 559		\$ -
Roof Replacement Phase I	30,672	575	30,672	575		-
Original Boiler Replacement Phase I	19,561	367	19,561	367		-
Total 2005 Issue	80,071	1,501	80,071	1,501		-
		10/15	04/15	04/15		
2010 Issue (Matures 2021)						
Technology Initiative	\$ 18,953	\$ 450	\$ 2,344	\$ 450		\$ 16,609
Update Master Plan	3,126	74	387	74		2,739
Wales Building Renovation	59,922	1,422	7,410	1,422		52,512
Original Boiler Replacement Phase II	218,848	5,195	27,062	5,195		191,786
Feasibility Study	12,716	302	1,572	302		11,144
Energy Management Improvements	52,642	1,250	6,509	1,250		46,133
Roof Replacement Phase II	261,516	6,208	32,338	6,208		229,178
West Gym Bleachers	66,121	1,570	8,176	1,570		57,945
Roadway and Lot Upgrades	32,424	770	4,009	770		28,415
Roof Replacement III	122,493	2,908	15,147	2,908		107,346
Science Building	126,545	3,004	15,648	3,004		110,897
09 Alms Building Demo & Site Restoration	113,593	2,696	14,046	2,696		99,547
10 Direct Digital Control	84,769	2,012	10,482	2,012		74,287
10 Natural Gas Piping Replacement	105,962	2,515	13,103	2,515		92,859
Total 2010 Issue	1,279,630	30,376	158,233	30,376		1,121,397
		10/15	04/15	04/15		
2010 Issue (Matures 2025)						
Technology Initiative	\$ 17,429	\$ 509	\$ -	\$ 509		\$ 17,429
Update Master Plan	2,874	84	-	84		2,874
Wales Building Renovation	55,105	1,609	-	1,609		55,105
Original Boiler Replacement Phase II	201,256	5,876	-	5,876		201,256
Feasibility Study	11,693	341	-	341		11,693
Energy Management Improvements	48,411	1,413	-	1,413		48,411
Roof Replacement Phase II	240,493	7,021	-	7,021		240,493
West Gym Bleachers	60,805	1,775	-	1,775		60,805
Roadway and Lot Upgrades	29,818	871	-	871		29,818
Roof Replacement III	112,646	3,289	-	3,289		112,646
Science Building	116,372	3,397	-	3,397		116,372
09 Alms Building Demo & Site Restoration	104,461	3,050	-	3,050		104,461
10 Direct Digital Control	77,956	2,276	-	2,276		77,956
10 Natural Gas Piping Replacement	97,445	2,845	-	2,845		97,446
Total 2010 Issue	1,176,764	34,356	-	34,356		1,176,764

Schedule 2

**Community College Debt Liability and Payment Schedule
By Fiscal Year, Issue and Project**

BCC Fiscal Year: September 1 - August 31

	September 1 Begin Liab Prin Bal	Pay Date 1st Int Pay	Pay Date Principal Payment	Pay Date 2nd Int Pay	Pay Date Advance Refunding	August 31 End Liab Prin Bal
2013-2014 Continued						
		02/15	02/15	08/15		
2011 Refunding Issue (Matures 2019)						
Student Activities/Athletic Facility	\$ 1,642,389	\$ 24,692	\$ 254,983	\$ 18,318		\$ 1,387,406
Total 2011 Issue	<u>1,642,389</u>	<u>24,692</u>	<u>254,983</u>	<u>18,318</u>		<u>1,387,406</u>
		10/15	04/15	04/15		
2013 Issue (Matures 2017)						
Student Activities/Athletic Facility	\$ 96,095	\$ 1,527	\$ -	\$ 1,607		\$ 96,095
Roof Replacement Phase I	98,781	1,569	-	1,652		98,781
Original Boiler Replacement Phase I	62,996	1,001	-	1,054		62,996
Total 2013 Issue	<u>257,872</u>	<u>4,097</u>	<u>-</u>	<u>4,313</u>		<u>257,872</u>
Total Serial Bonds	<u>\$ 4,436,726</u>	<u>\$ 95,022</u>	<u>\$ 493,287</u>	<u>\$ 88,864</u>	<u>\$ -</u>	<u>\$ 3,943,439</u>
			05/08	05/08		
05/13 Bond Anticipation Note (Matures 05/14) *						
Science Building	\$ 9,215,777		\$ 438,847	\$ 138,237		\$ 8,776,930
Roof Replacement III	36,675		3,056	550		33,619
Direct Digital Control	32,500		16,250	488		16,250
Hazardous Materials	228,614		28,577	3,429		200,037
Wales Building Upgrades	1,461,700		60,904	21,926		1,400,796
Electrical Infrastructure	244,500		27,167	3,668		217,333
HVAC Upgrades/Replacement	352,650		39,183	5,290		313,467
Roofs Replacement IV	116,666		8,333	1,750		108,333
Water & Sewer Renovations/Upgrades	251,407		8,669	3,771		242,738
Sidewalks, Roadways, & Other Parking Lots	250,000		25,000	3,750		225,000
Total Bond Anticipation Notes	<u>\$ 12,190,489</u>	<u>\$ -</u>	<u>\$ 655,986</u>	<u>\$ 182,859</u>	<u>\$ -</u>	<u>\$ 11,534,503</u>
Total Serial Bonds and Bond Anticipation Notes	<u>\$ 16,627,215</u>	<u>\$ 95,022</u>	<u>\$ 1,149,273</u>	<u>\$ 271,723</u>	<u>\$ -</u>	<u>\$ 15,477,942</u>

*May 2013 BAN amounts represent current short-term borrowing.
There is no estimate made of additional need for borrowing, for these or other projects.

Schedule 3

**Statement of Community College
Authorized and Unborrowed Debt**
For Community College projects open as of June 11, 2013

Serial Bonds and Bond Anticipation Notes

	Authorizing Resolution	Total Debt Authorized	Debt Unborrowed
Roof Replacement III	08-744	600,000	83,169
Science Building	08-744 & 11-543	21,942,696	2,606,403
Direct Digital Control	10-35	465,000	203,880
Hazardous Materials	10-592	515,000	161,357
Wales Building Upgrades	10-592	4,600,000	3,067,406
Electrical Infrastructure	11-549	500,000	250,000
HVAC Upgrades/Replacement	11-549	700,000	258,472
Roofs Replacement IV	11-549	250,000	6,483
Water & Sewer Renovations/Upgrades	11-549	500,000	101,840
Sidewalks, Roadways & Other Parking Lots	12-568	500,000	250,000
Student Center Improvements	pending	200,000	200,000
		\$30,772,696	\$7,189,010

Schedule 4

Community College Authorized Capital Projects
Open as of June 11, 2013

	<u>CIP Year</u>	<u>Total Appropriations</u>	<u>Available Appropriations as of 06/11/13</u>
Original Boiler Replacement Phase I	2005	415,800	4,251
Original Boiler Replacement Phase II	2007	540,000	1,869
Feasibility Study	2007	50,000	49,949
Energy Management Improvements	2008	207,000	173,475
Roof Replacement	2008	621,000	1,272
West Gym Bleachers	2008	260,000	54,708
Roadway and Lot Upgrades	2009	85,000	1,299
Roof Replacement III	2009	600,000	184,340
Science Building	2009	21,942,696	4,076,967
Direct Digital Control	2010	465,000	407,796
Hazardous Materials	2011	515,000	322,714
Wales Building Upgrades	2011	4,600,000	2,923,226
Electrical Infrastructure	2012	500,000	500,000
HVAC Upgrades/Replacement	2012	700,000	546,244
Roofs Replacement IV	2012	250,000	25,449
Water & Sewer Renovations/Upgrades	2012	500,000	183,631
BCC Flood Recovery & Improvements	2012	1,227,223	1,151,640
Student Center Improvements	2013	200,000	200,000
Total		<u>\$ 33,678,719</u>	<u>\$ 10,808,830</u>

THIS PAGE IS
INTENTIONALLY LEFT BLANK

SUPPLEMENTARY INFORMATION

<u>DEPARTMENT/DIVISION</u>	<u>PAGE</u>	<u>DEPARTMENT/DIVISION</u>	<u>PAGE</u>
Personnel Changes	506	County Fees	
Personnel Summary	509	Arena	528
Financial Summaries	512	Forum	529
Historical Tax Levy/Rate	521	Parks	530
Property Tax Levy By Municipality	523	En-Joie Golf	531
Property Tax Exemption Summary	525	Tax Collection	532
		County Clerk	533
		DMV	534
		Health Department	535
		Landfill Tip Fee	538
		Mental Health	539
		Office For Aging	540
		Planning (Mapping & Data)	541
		Sheriff	544
		Weights & Measures	545
		Miscellaneous	546
		Greater Binghamton Airport	
		Willow Point Nursing Home	
		Dog Shelter	
		Civil Service Exam	
		Real Property	
		Legislature	
		Library	
		Public Transportation	
		Public Defender	
		911 Emergency Services	
		Taxicab Fees	

PERSONNEL CHANGES

2014 RECOMMENDED PERSONNEL CHANGES

#	Department	Dept Code	Account #	Title	Grade/ Union	Action	Reason	Savings
1	Arena	39010008	6001000	1 Secretary	4 CSEA	Transfer from Solid Waste fund unfunded position	Efficiencies	(64,282)
2	Arena	39010008	6001000	2 Custodial Worker	6 CSEA	Unfunded since 2012 abolish	Efficiencies	-
3	Aviation	28010005	6001000	1 Senior Accountant	18 BAPA	Abolish	Savings/efficiencies	64,712
4	Central Foods	02010001	6001500	1 Food Service Helper Part Time	5 CSEA	Abolish	Savings/efficiencies	33,513
5	Central Foods	02010001	6001500	1 Assistant Cook Part Time	7 CSEA	Create	Savings/efficiencies	(31,517)
6	Coroner	03000001	6001000	2 Coroners	NA	Reclassify to 2 Deputy Coroners	Recruitment	-
7	District Attorney	06000001	6001000	1 Assistant Attorney II	AT-2	Create	Efficiencies	(85,942)
8	DPW Administration	15010001	6001000	1 Commissioner of Public Works,Parks & Recreation & Youth Services	I Admin	Fund position unfunded in 2013	Efficiencies	-
9	DPW Building & Grounds	15020101	6001000	1 Arena Maintenance Supervisor	19 BAPA	Upgrade to Facilities Manager 22 BAPA	Efficiencies	(5,265)
10	DPW Building & Grounds	15020101	6001000	1 HVAC Systems Technician I	AFSCME	Upgrade to HVAC Systems Technician III	Efficiencies	(6,684)
11	DPW Building & Grounds	15020101	6001000	1 Stationary Engineer	AFSCME	Fund	Efficiencies	(84,342)
12	DPW Building & Grounds	15020101	6001000	1 HVAC Systems Technician III	AFSCME	Unfund	Savings/efficiencies	72,896
13	DPW Building & Grounds	15020101	6001000	1 Custodial Worker	AFSCME	Unfunded since 2011 abolish	Efficiencies	-
14	DPW Building & Grounds	15020101	6001000	6 Custodial Workers Part Time	AFSCME	Abolish	Savings/efficiencies	142,020
15	DPW Engineering	15030001	6001000	1 Deputy Commissioner of Public Works/Engineering	G Admin	Upgrade to H Admin	Efficiencies	(6,561)
16	DPW Highways	29010205	6001000	2 Laborer	AFSCME	Unfunded since 2011 abolish in 2014	Efficiencies	-
17	DPW Security	22000203	6001000	1 Social Services Examiner	11 CSEA	Create	Efficiencies	(43,608)
18	Emergency Services	20010003	6001000	2 Emergency Services Dispatcher II	14 CSEA	Abolish two unfunded positions	Efficiencies	-
19	Emergency Services	20010003	6001000	2 Emergency Services Dispatcher I	12 CSEA	Create	Efficiencies	(95,512)
20	Emergency Services	20010003	6001000	1 Senior Account Clerk	9 CSEA	Transfer from 911	Efficiencies	-
21	Health	25050004	6001000	1 Public Health Technician	14 CSEA	Upgrade to Public Health Sanitarian 17 CSEA	Efficiencies	(9,584)
22	Information Technology	10010001	6001500	1 Mail Clerk Part Time	6 CSEA	Abolish	Savings/efficiencies	16,439
23	Information Technology	10020001	6001000	1 Systems Analyst(40)	26 BAPA	Abolish unfunded position	Efficiencies	-
24	Information Technology	10020001	6001000	1 Project Coordinator(40)	23 BAPA	Create	Efficiencies	(108,469)
25	Information Technology	10020001	6001000	1 System Programmer I(40)	26 BAPA	Change to Network Specialist 22 BAPA	Savings/efficiencies	30,482
26	Information Technology	10020001	6001000	2 Computer Hardware Tech(40)	16 CSEA	Unfund	Savings/efficiencies	121,128
27	Information Technology	10020001	6001000	1 Computer Operations Supervisor(40) Full Time	20 BAPA	Change to Computer Operations Spvr Part Time	Savings/efficiencies	54,264
28	Information Technology	10020001	6001000	1 Customer Support Representative(40)	14 CSEA	Abolish	Savings/efficiencies	71,040
29	Information Technology	10020001	6001000	1 System Programmer II	26 BAPA	Create	Efficiencies	(124,263)
30	Legislature	12010001	6001000	1 Clerk of the County Legislature	D Admin	Upgrade to Grade E	Efficiencies	(4,352)
31	Legislature	12010001	6001000	1 Deputy Clerk of the County Legislature	18 Admin	Increase from 37.5 to 40 hours	Efficiencies	(4,533)
32	Legislature	12010001	6001000	1 Second Deputy Clerk of the County Legislature	14 Admin	Increase from 37.5 to 40 hours	Efficiencies	(3,097)
33	Library	40000008	6001000	3 Library Clerk	6 CSEA	Unfund	Savings/efficiencies	113,881
34	Library	40000008	6001000	1 Librarian I	16 CSEA	Unfunded since 2012 abolished 2014	Efficiencies	-
35	Library	40000008	6001000	2 Library Clerk	6 CSEA	Unfunded since 2012 and 2013 abolish	Efficiencies	-
36	Mental Health	26000004	6001000	1 Staff Psychologist	29 BAPA	Abolish	Savings/efficiencies	144,195
37	Mental Health	26000004	6001000	1 Mental Health Program Coordinator	23 BAPA	Abolish	Savings/efficiencies	112,652
38	Mental Health	26000004	6001000	1 Office Manager	16 BAPA	Abolish	Savings/efficiencies	83,440
39	Mental Health	26000004	6001000	2 Nurse Practitioners	27 CSEA	Abolish	Savings/efficiencies	177,866
40	Mental Health	26000004	6001000	2 Clinical Social Workers	21 CSEA	Abolish	Savings/efficiencies	135,484
41	Mental Health	26000004	6001000	1 Secretary	13 CSEA	Abolish	Savings/efficiencies	48,315
42	Mental Health	26000004	6001000	1 Keyboard Specialist	8 CSEA	Abolish	Savings/efficiencies	39,801
43	Mental Health	26000004	6001000	1 Account Clerk	7 CSEA	Abolish	Savings/efficiencies	38,342
44	Mental Health	26000004	6001000	1 Clerk	6 CSEA	Abolish	Savings/efficiencies	36,955
45	Mental Health	26000004	6001500	1 Nurse Practitioner Part Time	27 CSEA	Create	Savings/efficiencies	(46,429)
46	Mental Health	26000004	6001500	1 Clinical Social Worker Part Time	21 CSEA	Abolish	Savings/efficiencies	27,462
47	Office of Energy Development	46010007	6001500	1 Energy Initiatives Coordinator Part Time	22 Admin	Change to Adm Asst to Co Exec 12 Admin Full Time	Savings/efficiencies	(5,157)
48	Probation	21010003	6001000	1 Probation Officer/Trainee	17/16 CSEA	Create	Efficiencies	(56,275)
49	Probation/PINS	21020003	6001000	1 Probation Supervisor	21 BAPA	Abolish unfunded position	Efficiencies	-
50	Probation/PINS	21020003	6001000	3 Probation Officer/Trainee	17/16 CSEA	Abolish three unfunded positions	Efficiencies	-
51	Risk Management	18010001	6001000	1 Claims Manager	22 Admin	Increase from 37.5 to 40 hours	Efficiencies	(4,713)
52	Risk Management	18010001	6001000	1 Senior Account Clerk	10 Admin	Increase from 37.5 to 40 hours	Efficiencies	(2,328)
53	Sheriff	18010001	6001500	1 Stenographic Specialist Part Time	4 CSEA	Abolish	Efficiencies	21,708
54	Social Services	35050006	6001000	1 Case Supervisor Grade B	20 CSEA	Create	Efficiencies	(66,843)
55	Social Services	35050006	6001000	2 Caseworkers/Trainees	16/14	Create	Efficiencies	(103,606)
56	Solid Waste	38010007	6001000	1 Deputy Commissioner of PW - Solid Waste Management	F Admin	Unfund	Efficiencies	96,433
57	Solid Waste	38040007	6001000	1 Motor Equipment Operator	AFSCME	Fund	Savings/efficiencies	(65,991)
58	Solid Waste	38010007	6001000	1 Secretary	4 CSEA	Transfer to Arena and abolish	Efficiencies	64,282
59	Transit	31010105	6001000	1 Director of Transit Administration	22 Admin	Abolish	Savings/efficiencies	101,578
60	Transit	31010105	6001000	1 Public Transit Analyst	22 Admin	Abolish unfunded position	Efficiencies	-

2014 RECOMMENDED PERSONNEL CHANGES

#	Department	Dept Code	Account #	Title	Grade/ Union	Action	Reason	Savings
61	WPNH Admin & Gen	27010104	6001000	1 Deputy NH Administrator-Fiscal Services	F Admin	Abolish	Savings/efficiencies	96,433
62	WPNH Admin & Gen	27010104	6001500	1 Coord Of Volunteer Svcs Part Time	16 BAPA	Abolish	Savings/efficiencies	28,305
63	WPNH Admin & Gen	27010104	6001500	1 Account Clerk Typist Part Time	7 CSEA	Abolish	Savings/efficiencies	20,373
64	WPNH Cleanliness & Safety	27030204	6001000	3 Custodial Workers Full Time	6 CSEA	Abolish	Savings/efficiencies	68,997
65	WPNH Cleanliness & Safety	27030204	6001500	1 Custodial Worker Part Time	6 CSEA	Create	Savings/efficiencies	(11,346)
66	WPNH Cleanliness & Safety	27030304	6001000	2 Laundry Workers	6 CSEA	Create	Savings/efficiencies	(75,920)
67	WPNH Cleanliness & Safety	27030304	6001000	1 Clerk	6 CSEA	Abolish	Savings/efficiencies	38,796
68	WPNH Dietary	27050104	6001000	1 Dietary Technician	11 CSEA	Abolish	Savings/efficiencies	46,974
69	WPNH Dietary	27050104	6001000	1 Clerk	6 CSEA	Abolish	Savings/efficiencies	38,796
70	WPNH Nursing	27060304	6001000	1 Clinical Care Coordinator II	18/5 BAPA	Create	Savings/efficiencies	(73,531)
71	WPNH Nursing	27060304	6001000	1 Senior LPN	10 CSEA	Abolish	Savings/efficiencies	52,636
72	WPNH Nursing	27060304	6001000	7 Unit Aide	7 CSEA	Transfer from Social Programs	Savings/efficiencies	-
73	WPNH Social Programs	27070104	6001500	1 Clerk Part Time	6 CSEA	Change to Full Time in Nursing	Savings/efficiencies	(28,362)
74	WPNH Social Programs	27070104	6001000	1 Director Therapeutic Recreational Services	15 BAPA	Upgrade to 16 BAPA	Savings/efficiencies	(4,742)
							Total	<u>1,016,943</u>

PERSONNEL SUMMARY

SUMMARY OF AUTHORIZED POSITIONS BY DEPARTMENT

FULL-TIME AND PART-TIME

DEPARTMENT	Current Through 2012 Actuals		Current Through 8/24/2013		2014 Requested		2014 Recommended	
	Full-time	Part-time	Full-time	Part-time	Full-time	Part-time	Full-time	Part-time
LEGISLATURE	4	19	4	15	4	15	4	15
EXECUTIVE	7	0	7	0	7	0	7	0
COUNTY CLERK	27	7	26	7	26	7	26	7
DISTRICT ATTORNEY	29	0	29	0	30	0	30	0
AUDIT AND CONTROL	9	1	9	1	9	1	9	1
CORONERS	0	4	0	4	0	4	0	4
ELECTIONS	6	2	6	2	8	2	6	2
OFFICE OF MANAGEMENT & BUDGET	14	0	14	0	14	0	14	0
INFORMATION TECHNOLOGY	32	1	32	2	31	2	31	2
LAW (COUNTY ATTORNEY)	22	0	22	0	22	0	22	0
PERSONNEL	11	1	11	1	11	1	11	1
PUBLIC DEFENDER	21	0	21	0	21	0	21	0
PUBLIC WORKS (INCLUDING SECURITY)	103	10	97	8	97	2	97	2
PURCHASING	3	0	3	0	3	0	3	0
REAL PROPERTY TAX SERVICES	10	0	10	0	10	0	10	0
SHERIFF	233	3	233	3	233	2	233	2
EMERGENCY SERVICES	49	1	49	1	49	1	49	1
PROBATION	53	0	53	0	50	0	50	0
STOP DWI	2	0	2	0	2	0	2	0
HEALTH	50	18	50	18	50	18	50	18
MENTAL HEALTH	30	15	28	15	17	15	17	15
AGING, OFFICE FOR THE (OFA)	5	2	5	2	5	2	5	2
SOCIAL SERVICES	260	2	260	2	263	2	263	2
VETERANS' SERVICES	1	0	2	0	2	0	2	0
PLANNING & ECONOMIC DEVELOPMENT	7	0	7	0	7	0	7	0
PARKS & RECREATION	24	0	20	0	20	0	20	0
ENERGY DEVELOPMENT	0	0	1	1	2	0	2	0
YOUTH BUREAU	1	0	0	0	0	0	0	0
GENERAL FUND TOTAL	1013	86	1001	82	993	74	991	74

SUMMARY OF AUTHORIZED POSITIONS BY DEPARTMENT

FULL-TIME AND PART-TIME

DEPARTMENT	Current Through 2012 Actuals		Current Through 8/24/2013		2014 Requested		2014 Recommended	
	Full-time	Part-time	Full-time	Part-time	Full-time	Part-time	Full-time	Part-time
	ENTERPRISE FUND							
AVIATION	21	3	22	3	21	3	21	3
PUBLIC TRANSPORTATION (TRANSIT)	71	26	72	25	70	25	70	25
SOLID WASTE MANAGEMENT	22	0	22	0	21	0	21	0
WILLOW POINT NURSING HOME	328	122	301	103	297	101	297	101
ENTERPRISE FUND TOTAL	442	151	417	131	409	129	409	129
INTERNAL SERVICES FUND								
CENTRAL FOOD & NUTRITION SERVICES	22	20	22	20	22	20	22	20
PUBLIC WORKS/FLEET MANAGEMENT	4	0	4	0	4	0	4	0
RISK & INSURANCE	6	0	6	0	6	0	6	0
INTERNAL SERVICES FUND TOTAL	32	20	32	20	32	20	32	20
SPECIAL REVENUE FUND								
LIBRARY	22	11	21	11	18	11	18	11
PUBLIC WORKS/HIGHWAYS	74	0	74	0	72	0	72	0
PARKS & RECREATION/VETERAN'S ARENA	5	4	5	4	5	2	5	2
PARKS & RECREATION/EN-JOIE GOLF COURSE	2	0	2	0	2	0	2	0
SPECIAL REVENUE FUND TOTAL	103	15	102	15	97	13	97	13
TOTAL HEAD COUNT	1862		1800		1767		1765	

FINANCIAL SUMMARIES

Report : BP060

Type : EXPENSE

Budget Yr: 2014

Broome County Government

Appropriation by Character

<u>Character</u>	<u>Character Title</u>	2012	2013	2013	2014	2014
		<u>Actuals</u>	<u>Budget</u>	<u>Actuals as of</u>	<u>Budget</u>	<u>Budget</u>
				<u>8/28/2013</u>	<u>Requested</u>	<u>Recommended</u>
0000010	Personal Service	79,863,550	79,012,283	47,686,244	80,441,512	80,375,252
0000020	Equipment and Capital Outlay	187,359	348,053	125,644	729,059	720,059
0000040	Contractual Expenditures	191,643,991	205,346,587	122,024,795	207,230,561	206,880,485
0000041	Chargeback Expenses	14,348,982	16,227,118	6,249,899	16,481,693	16,481,693
0000042	Depreciation	13,112,713	0	203	0	0
0000060	Principal on Indebtedness	5,327,417	9,634,385	7,710,729	10,950,978	10,950,978
0000070	Interest on Indebtedness	5,098,461	4,000,988	2,400,004	3,809,329	3,809,329
0000080	Employee Benefits	49,362,103	51,302,599	31,403,987	54,212,939	54,186,495
0000090	Transfers	13,632,855	15,014,448	14,491,041	15,477,449	15,477,449
		372,577,431	380,886,461	232,092,546	389,333,520	388,881,740

Broome County Government

Revenue by Character

<u>Character</u>	<u>Character Title</u>	2012	2013	2013	2014	2014
		<u>Actuals</u>	<u>Budget</u>	<u>Actuals as of</u>	<u>Budget</u>	<u>Budget</u>
				8/28/2013	Requested	Recommended
0000001	Tax Items	156,862,981	153,593,240	120,004,067	6,905,000	160,358,204
0000002	Departmental Income	108,820,824	111,716,361	60,104,208	111,696,243	111,746,243
0000003	Use of Money	724,735	759,390	484,119	675,550	675,550
0000004	Llenses and Permits	107,292	104,735	91,652	125,855	125,855
0000005	Fines and Forfeitures	414,176	429,500	312,867	369,500	369,500
0000006	Sale of Prop and Comp for Loss	258,410	176,295	95,872	291,878	291,878
0000007	Misc Interfund Revenues	46,580,076	22,342,944	18,957,054	22,228,648	22,228,648
0000008	State Aid	29,767,951	32,224,908	14,118,508	33,188,123	33,188,123
0000009	Federal Aid	46,406,766	51,935,909	23,783,984	53,063,996	53,063,996
		389,943,211	373,283,282	237,952,331	228,544,793	382,047,997

Broome County Government
APPROPRIATION SUMMARY BY DEPARTMENT

Report ID: BCBP064
Budget Yr: 2014

DEPARTMENT	DEPARTMENT TITLE	2012	2013	2013	2014	2014
		ACTUALS	BUDGET	YTD ACTUALS AS OF 08/28/2013	BUDGET REQUESTED	BUDGET RECOMMENDED
01	Audit and Control	3,595,942	3,242,880	2,242,642	3,242,590	3,242,590
02	Central Foods	4,801,178	4,758,001	2,549,672	4,786,221	4,786,221
03	Coroners	346,329	370,259	219,690	380,159	380,159
04	County Clerk	2,169,488	2,234,409	1,335,493	2,401,286	2,401,286
05	County Executive	740,487	743,985	468,701	768,510	768,510
06	District Attorney	2,722,204	2,926,983	1,651,402	3,137,807	3,137,807
07	Elections	1,563,250	1,103,664	477,441	1,402,152	1,305,948
09	Fleet Management	1,118,692	1,313,099	547,634	1,331,497	1,331,497
10	Information Technology	4,922,902	5,616,103	3,631,306	5,894,533	5,842,533
11	Law	2,016,349	2,234,906	1,307,305	2,249,939	2,249,939
12	Legislative	702,880	708,136	419,364	712,299	712,299
13	Personnel	831,359	827,366	490,435	848,659	848,659
14	Public Defender	1,942,390	2,027,762	1,214,243	1,962,526	1,962,526
15	Public Works	6,575,829	7,327,859	4,335,566	7,825,974	7,825,974
16	Purchasing	256,594	294,448	189,235	318,918	318,918
17	Real Property Tax Services	922,935	1,007,748	640,795	1,056,827	1,056,827
18	Risk and Insurance	45,883,228	53,225,988	31,164,647	56,072,753	56,072,753
20	Emergency Services	5,347,286	4,579,835	2,827,133	4,940,834	4,940,834
21	Probation	3,868,511	4,079,099	2,455,449	4,409,355	4,409,355
22	Security	3,303,889	3,777,684	2,162,836	3,882,661	3,882,661
23	Sheriff	30,230,918	32,516,431	19,835,349	34,689,821	34,689,821
24	STOP DWI	432,001	377,500	215,505	393,000	393,000
25	Health	14,169,465	15,523,252	7,701,431	14,657,948	14,657,948
26	Mental Health	3,849,109	4,020,801	2,039,650	3,448,735	3,448,735
27	Willow Point	32,249,700	29,861,799	14,299,129	30,047,262	30,047,262
28	Aviation	10,632,437	4,102,121	2,099,000	4,211,592	4,211,592
29	Highway	8,914,569	9,672,702	8,731,158	10,275,826	10,275,826
30	Road Machinery	2,211,430	2,363,020	1,728,787	2,566,302	2,566,302
31	Public Transportation	13,375,981	12,287,851	7,150,637	12,573,301	12,573,301
34	Office for Aging	1,605,002	1,650,042	1,312,858	2,062,521	2,062,521
35	Social Services	117,756,123	122,947,331	72,282,416	122,111,341	122,043,014
36	Veterans Services	333,298	598,438	262,117	523,022	523,022
37	Planning and Econ Development	675,363	785,085	426,520	802,375	802,375
38	Solid Waste Management	9,320,864	9,118,603	2,884,482	9,994,165	9,994,165
39	Arena	1,492,605	1,484,834	991,733	1,597,887	1,597,887
40	County Library	2,165,144	2,215,867	1,181,165	2,164,132	2,164,132
41	En Joie Golf Course	1,123,813	944,730	618,774	944,519	944,519
42	Forum	184,101	174,629	89,365	173,822	173,822
43	Parks and Recreation	2,613,355	2,552,664	1,554,971	2,693,173	2,693,173
44	Youth Bureau	79,857	0	0	0	0
45	Office of Management & Budget	1,116,753	1,203,881	678,050	1,189,902	1,189,902
46	Office of Energy Development	0	200,000	92,522	200,000	200,000
90	Special Objects	8,967,335	6,229,740	8,262,692	6,177,833	5,951,584
91	Debt Service (General Fund)	4,180,287	4,595,237	4,263,557	5,066,785	5,066,785
92	Interfund Transfers	11,266,199	13,059,689	13,059,689	13,142,756	13,142,756
		372,577,431	380,886,461	232,092,546	389,333,520	388,881,740

Broome County Government
REVENUE SUMMARY BY DEPARTMENT

Report ID: BCBP164
Budget Yr: 2014

DEPARTMENT	DEPARTMENT TITLE	2012	2013	2013	2014	2014
		ACTUALS	BUDGET	YTD ACTUALS AS OF 08/28/2013	BUDGET REQUESTED	BUDGET RECOMMENDED
01	Audit and Control	849,366	555,000	468,370	305,000	305,000
02	Central Foods	4,640,484	4,944,985	2,433,102	4,941,173	4,941,173
04	County Clerk	4,103,011	4,272,560	2,409,046	4,364,342	4,364,342
05	County Executive	1,773,215	2,070,010	0	1,969,159	1,969,159
06	District Attorney	298,762	418,311	185,803	366,555	366,555
07	Elections	525,510	395,769	395,205	461,469	511,469
09	Fleet Management	883,900	1,384,390	840,173	1,332,844	1,332,844
10	Information Technology	2,234,352	2,417,672	977,212	2,320,749	2,320,749
11	Law	1,206,606	1,458,458	533,620	1,431,656	1,431,656
12	Legislative	1,901	1,200	1,079	1,800	1,800
13	Personnel	79,794	83,327	8,729	77,058	77,058
14	Public Defender	29,692	22,200	8,157	22,200	22,200
15	Public Works	1,182,536	1,200,503	612,592	1,317,412	1,317,412
16	Purchasing	2,880	1,500	2,215	1,500	1,500
17	Real Property Tax Services	2,459,184	1,770,500	1,434,707	1,500,000	1,500,000
18	Risk and Insurance	45,840,964	49,639,715	30,327,284	53,498,138	53,498,138
20	Emergency Services	894,787	1,020,392	558,675	979,273	979,273
21	Probation	1,620,567	1,524,911	503,766	1,526,199	1,526,199
22	Security	2,411,859	2,756,985	1,314,578	2,854,207	2,854,207
23	Sheriff	1,252,889	1,245,954	730,370	1,126,781	1,126,781
24	STOP DWI	409,632	377,500	220,586	393,000	393,000
25	Health	7,159,200	8,454,689	4,113,014	7,413,676	7,413,676
26	Mental Health	2,029,767	2,977,688	898,143	1,907,508	1,907,508
27	Willow Point	32,430,548	29,885,359	10,057,274	30,047,262	30,047,262
28	Aviation	18,893,391	4,102,121	1,931,106	4,211,592	4,211,592
29	Highway	16,973,030	9,675,254	8,163,418	8,775,826	8,775,826
30	Road Machinery	2,307,439	2,363,020	2,876,260	2,266,302	2,266,302
31	Public Transportation	13,703,209	12,297,911	4,273,121	12,573,301	12,573,301
34	Office for Aging	1,239,518	1,187,300	768,247	1,398,217	1,398,217
35	Social Services	50,205,371	56,666,732	29,119,736	56,906,058	56,906,058
36	Veterans Services	294,145	598,438	381,571	523,022	523,022
37	Planning and Econ Development	20,094	29,840	14,290	20,840	20,840
38	Solid Waste Management	8,383,991	9,026,883	4,698,074	9,640,546	9,640,546
39	Arena	1,600,138	1,482,881	1,983,414	1,597,887	1,597,887
40	County Library	2,299,500	2,214,723	1,859,667	2,014,132	2,014,132
41	En Joie Golf Course	578,936	966,519	610,314	944,519	944,519
42	Forum	114,488	97,000	53,919	97,000	97,000
43	Parks and Recreation	274,789	373,903	155,821	432,050	432,050
45	Office of Management & Budget	153,865,799	151,208,240	118,685,373	5,100,000	158,553,204
46	Office of Energy Development	0	0	150,000	200,000	200,000
90	Special Objects	1,910,153	1,917,000	719,451	1,513,600	1,513,600
91	Debt Service (General Fund)	528,569	195,939	2,267,940	170,940	170,940
92	Interfund Transfers	2,428,945	0	206,909	0	0
94	Agency	300	0	0	0	0
		389,943,211	373,283,282	237,952,331	228,544,793	382,047,997

Report : BP042
 Type : EXPENSE
 Budget Yr: 2014

Broome County Government

Appropriation by Subfund

<u>Subfund</u>	<u>Subfund Title</u>	<u>2012 Actuals</u>	<u>2013 Budget</u>	<u>2013 Actuals as of 8/29/2013</u>	<u>2014 Requested</u>	<u>2014 Recommended</u>
1010	General Operating	239,287,380	249,537,846	158,145,728	252,768,063	252,316,283
2010	Aviation Operating	10,634,191	4,102,121	2,099,000	4,211,592	4,211,592
2020	SWM Operating	9,320,864	9,118,603	2,884,482	9,994,165	9,994,165
2040	Transit Operating	13,375,981	12,287,851	7,150,637	12,573,301	12,573,301
2050	WPNH Operating	32,249,700	29,861,799	14,299,129	30,047,262	30,047,262
2060	Central Kitchen Operating	4,801,018	4,758,001	2,549,672	4,786,221	4,786,221
2070	Fleet Operating	1,119,687	1,313,099	547,634	1,331,497	1,331,497
2080	Health Insurance Operating	42,568,199	47,219,928	28,362,988	50,229,732	50,229,732
2090	Self Insurance Operating	-101,881	2,354,572	757,532	2,116,938	2,116,938
2100	Workers Comp Operating	3,416,910	3,651,488	2,044,127	3,726,083	3,726,083
3110	Arena Operating	1,492,605	1,484,834	991,733	1,597,887	1,597,887
3120	County Road Operating	8,912,390	9,672,702	8,731,158	10,275,826	10,275,826
3140	EnJoie Operating	1,123,813	944,730	618,774	944,519	944,519
3150	Library Operating	2,165,144	2,215,867	1,181,165	2,164,132	2,164,132
3160	Road Machinery Operating	2,211,430	2,363,020	1,728,787	2,566,302	2,566,302
		----- 372,577,431	----- 380,886,461	----- 232,092,546	----- 389,333,520	----- 388,881,740

Report : BP142
 Type : REVENUE
 Budget Yr: 2014

Broome County Government

Revenue by Subfund

<u>Subfund</u>	<u>Subfund Title</u>	<u>2012 Actuals</u>	<u>2013 Budget</u>	<u>2013 Actuals as of 8/28/2013</u>	<u>2014 Requested</u>	<u>2014 Recommended</u>
1010	General Operating	241,408,673	245,299,521	167,899,124	96,701,271	250,204,475
2010	Aviation Operating	18,893,391	4,102,121	1,931,106	4,211,592	4,211,592
2020	SWM Operating	8,383,991	9,026,883	4,698,074	9,640,546	9,640,546
2040	Transit Operating	13,701,807	12,297,911	4,273,121	12,573,301	12,573,301
2050	WPNH Operating	32,430,548	29,885,359	10,057,274	30,047,262	30,047,262
2060	Central Kitchen Operating	4,640,324	4,944,985	2,433,102	4,941,173	4,941,173
2070	Fleet Operating	884,895	1,384,390	840,173	1,332,844	1,332,844
2080	Health Insurance Operating	40,768,232	43,633,655	27,238,949	47,655,117	47,655,117
2090	Self Insurance Operating	1,694,100	2,354,572	831,963	2,116,938	2,116,938
2100	Workers Comp Operating	3,378,632	3,651,488	2,256,372	3,726,083	3,726,083
3110	Arena Operating	1,600,138	1,482,881	1,983,414	1,597,887	1,597,887
3120	County Road Operating	16,972,605	9,675,254	8,163,418	8,775,826	8,775,826
3140	EnJoie Operating	578,936	966,519	610,314	944,519	944,519
3150	Library Operating	2,299,500	2,214,723	1,859,667	2,014,132	2,014,132
3160	Road Machinery Operating	2,307,439	2,363,020	2,876,260	2,266,302	2,266,302
		-----	-----	-----	-----	-----
		389,943,211	373,283,282	237,952,331	228,544,793	382,047,997

Report ID: BCBP070
 Budget Yr: 2014

Broome County Government
 APPROPRIATION SUMMARY BY FUNCTION

FUNCTION	FUNCTION TITLE	2012 ACTUALS	2013 BUDGET	2013 YTD ACTUALS AS OF 08/28/2013	2014 BUDGET REQUESTED	2014 BUDGET RECOMMENDED
0000001	General Government Function	82,057,170	91,038,058	53,447,822	95,495,787	95,347,583
0000002	Education Function	16,552,152	17,628,313	12,032,604	16,788,360	16,788,360
0000003	Public Safety Function	43,190,655	45,340,549	27,499,952	48,325,671	48,316,671
0000004	Health Function	41,252,878	39,369,476	19,287,208	39,144,361	39,144,361
0000005	Transportation Function	35,134,417	28,425,694	19,709,582	29,627,021	29,627,021
0000006	Economic Assistance and Opp	120,409,212	126,404,031	74,451,603	125,747,715	125,638,914
0000007	Home and Community Svcs	10,069,727	10,174,658	3,456,752	11,067,510	11,054,604
0000008	Culture and Community Services	8,230,929	7,930,089	4,809,434	8,165,626	7,992,757
0000009	Unallocated Function	15,680,291	14,575,593	17,397,589	14,971,469	14,971,469
		372,577,431	380,886,461	232,092,546	389,333,520	388,881,740

Broome County Government
REVENUE SUMMARY BY FUNCTION

Report ID: BCBP170
Budget Yr: 2014

FUNCTION	FUNCTION TITLE	2012 ACTUALS	2013 BUDGET	2013 YTD ACTUALS AS OF 08/28/2013	2014 BUDGET REQUESTED	2014 BUDGET RECOMMENDED
0000001	General Government Function	219,936,116	221,806,340	159,289,559	78,969,655	232,472,859
0000002	Education Function	4,670,315	6,163,106	2,745,013	4,969,570	4,969,570
0000003	Public Safety Function	6,589,734	6,925,742	3,327,975	6,879,460	6,879,460
0000004	Health Function	36,949,200	35,154,630	12,323,418	34,398,876	34,398,876
0000005	Transportation Function	51,877,069	28,438,306	17,243,905	27,827,021	27,827,021
0000006	Economic Assistance and Opp	52,917,618	59,647,470	30,734,366	59,782,297	59,782,297
0000007	Home and Community Svcs	8,404,085	9,056,723	4,862,364	9,861,386	9,861,386
0000008	Culture and Community Services	4,867,851	5,135,026	4,663,135	5,085,588	5,085,588
0000099	Unallocated Function	3,731,223	955,939	2,762,596	770,940	770,940
		389,943,211	373,283,282	237,952,331	228,544,793	382,047,997

HISTORICAL TAX LEVY

HISTORICAL TAX LEVY / RATES

YEAR	COUNTY TAX LEVY	COUNTY TAXABLE ASSESSED VALUE	FULL VALUE	TAX RATE PER 1000	FULL VALUE TAX RATE
1983	14,383,543	496,064,929	2,977,959,026	28.995283	4.83000
1984	15,750,734	500,500,135	2,999,108,269	31.469990	5.25181
1985	16,741,000	507,362,527	3,111,190,865	32.996130	5.38090
1986	19,422,860	512,121,910	3,318,704,840	37.926243	5.85254
1987	22,103,593	525,258,814	3,523,940,038	42.081337	6.27241
1988	28,879,709	539,735,218	3,893,090,676	53.507177	7.41820
1989	30,317,677	554,862,377	4,209,937,950	54.639994	7.20145
1990	43,712,596	563,482,065	4,889,787,284	77.575843	8.93957
1991	43,755,573	566,072,704	5,521,813,003	77.300000	7.92413
1992	40,791,901	560,602,191	5,834,987,050	72.760000	6.99092
1993	40,791,901	561,953,086	7,174,960,391	72.589513	5.68531
1994	39,650,691	3,822,490,093	7,153,261,011	10.373000	5.54302
1995	43,576,188	3,778,396,235	6,728,670,219	11.532985	6.47620
1996	42,602,336	3,755,912,650	6,673,999,187	11.342739	6.38333
1997	41,140,835	3,693,525,069	6,625,071,798	11.138637	6.20987
1998	38,865,664	3,620,216,875	6,518,537,857	10.735728	5.96233
1999	37,745,365	3,604,640,914	5,739,871,863	10.582773	6.57599
2000	37,182,608	3,517,335,943	5,744,826,235	10.571242	6.47236
2001	36,777,199	3,519,624,466	5,928,970,906	10.449183	6.20296
2002	36,709,717	3,549,699,395	6,120,595,205	10.341641	5.99774
2003	46,764,650	3,578,389,676	6,623,303,776	13.068630	7.06062
2004	51,282,493	3,590,168,635	6,589,906,744	14.284146	7.78198
2005	51,263,059	3,619,869,899	6,881,481,919	14.161575	7.44942
2006	53,277,881	3,601,928,784	6,998,440,377	14.791487	7.61282
2007	55,301,343	3,623,898,760	7,388,569,323	15.260179	7.48472
2008	58,326,387	3,642,795,622	8,363,852,580	16.011435	6.81912
2009	60,340,186	3,676,914,823	9,256,213,918	16.410548	6.51888
2010	64,331,918	5,474,666,923	9,997,585,274	11.750837	6.43475
2011	67,918,995	5,485,197,941	10,001,025,665	12.382232	6.79120
2012	67,906,109	5,511,599,459	9,732,723,098	12.320581	6.97709
2013	67,906,109	5,549,707,486	9,374,314,876	12.235980	7.24385
2014	69,924,638	5,583,567,142	9,393,521,088	12.523291	7.44392

PROPERTY TAX LEVY BY MUNICIPALITY

2014 RECOMMENDED TAX LEVY BY MUNICIPALITY

MUNICIPALITY	2013 Equal RATE	COUNTY TAXABLE ADJUSTED DISTRIBUTED	2014 FULL VALUE	FULL VALUE AS PERCENT	COUNTY LEVY	COUNTY TAXABLE	2014 TAX RATE PER \$1000
CITY OF BINGHAMTON	83.00	1,225,581,020	\$1,476,603,639	15.719384%	\$10,991,722	1,225,486,320	\$8.969274
TOWN OF BARKER	100.00	139,536,633	\$139,536,633	1.485456%	\$1,038,700	139,527,583	\$7.444406
TOWN OF BINGHAMTON	67.90	219,305,311	\$322,982,785	3.438357%	\$2,404,259	219,300,911	\$10.963288
TOWN OF CHENANGO	66.25	485,225,098	\$732,415,242	7.797026%	\$5,452,042	485,194,198	\$11.236824
TOWN OF COLESVILLE	7.95	19,167,536	\$241,101,082	2.566674%	\$1,794,738	19,134,386	\$93.796477
TOWN OF CONKLIN	66.50	172,970,566	\$260,106,114	2.768995%	\$1,936,210	172,964,666	\$11.194252
TOWN OF DICKINSON	65.00	150,160,576	\$231,016,271	2.459315%	\$1,719,667	150,140,126	\$11.453747
TOWN OF FENTON	67.50	194,955,980	\$288,823,674	3.074712%	\$2,149,981	194,945,130	\$11.028647
TOWN OF KIRKWOOD	79.00	267,672,725	\$338,826,234	3.607021%	\$2,522,196	267,662,301	\$9.423053
TOWN OF LISLE	100.00	105,789,322	\$105,789,322	1.126195%	\$787,487	105,766,122	\$7.445550
TOWN OF MAINE	66.22	160,173,456	\$241,880,785	2.574975%	\$1,800,542	160,150,256	\$11.242829
TOWN OF NANTICOKE	55.00	40,387,728	\$73,432,233	0.781733%	\$546,624	40,384,728	\$13.535414
TOWN OF SANFORD	60.00	157,690,159	\$262,816,932	2.797853%	\$1,956,389	157,670,185	\$12.408110
TOWN OF TRIANGLE	63.00	75,591,625	\$119,986,706	1.277335%	\$893,172	75,591,625	\$11.815753
TOWN OF UNION	4.97	118,973,970	\$2,393,842,455	25.483974%	\$17,819,576	117,927,640	\$151.106017
TOWN OF VESTAL	100.00	1,812,487,024	\$1,812,487,024	19.295076%	\$13,492,012	1,812,464,524	\$7.444014
TOWN OF WINDSOR	68.00	239,274,291	\$351,873,957	3.745922%	\$2,619,322	239,256,441	\$10.947760
2014 TOTALS	59.59%	\$5,584,943,020	\$9,393,521,088	100.000000%	\$69,924,639	\$5,583,567,142	\$12.523292

PROPERTY TAX EXEMPTION SUMMARY

Broome County Property Tax Exemption Summary						
Equalized Total Assessed Value						
2014						
Exemption Code	Exemption Name	Total Equalized Value of Exemptions	Payment in Lieu of Taxes	Exemption Code	Exemption Name	Total Equalized Value of Exemptions
12100	NYS-GENERALLY	978,244,075		32301	NYS LAND TAXABLE FOR SCHOOL ONLY	653,454
13100	CO-GENERALLY	161,591,445		41001	VETERANS EXEMPTION INCR/DECR IN	16,135,882
13230	CO O/S LIMITS-SPECIFIED USES	19,398		41101	VETS EX BASED ON ELIGIBLE FUNDS	21,161,184
13350	CITY-GENERALLY	66,579,120		41112	VET PRO RATA: FUL VALUE ASSMT	56,405
13440	CITY O/S-LIMITS - SEWER OR WATER	87,199,600		41121	ALT VET EX-WAR PERIOD-NON-COMBAT	47,391,352
13500	TOWN-GENERALLY	60,176,774		41122	ALT VET EX-WAR PERIOD-NON-COMBAT	727,547
13510	TOWN-CEMETERY LAND	108,614		41131	ALT VET EX-WAR PERIOD-COMBAT	62,148,104
13650	VG-GENERALLY	42,324,657		41132	ALT VET EX-WAR PERIOD-COMBAT	1,236,390
13740	VG O/S LIMITS - SEWER OR WATER	1,015,758		41141	ALT VET EX-WAR PERIOD-DISABILITY	16,000,547
13800	SCHOOL DISTRICT	453,181,099		41142	ALT VET EX WAR PERIOD-DISABILITY	98,201
13850	BOCES	20,678,155		41151	COLD WAR VETERANS (10%)	411,719
13870	SPEC DIST USED FOR PURPOSES ESTAB	21,106,450		41152	COLD WAR VETERANS (10%)	349,786
13890	PUBLIC AUTHORITY - LOCAL	226,386		41171	COLD WAR VETERANS (DISABLED)	124,460
14100	USA-GENERALLY	5,097,983		41172	COLD WAR VETERANS (DISABLED)	20,000
14110	USA-SPECIFIED USES	22,026,451		41300	PARAPALEGIC VETS	1,188,314
17650	FACILITIES DEVELOPMENT CORP	653,200		41400	CLERGY	675,223
18020	MUNICIPAL INDUSTRIAL DEV AGENCY	217,455,953	780,000	41700	AGRICULTURAL BUILDING	1,557,980
18060	URBAN REN: OWNER-MUN U R AGENCY	493,976		41720	AGRICULTURAL DISTRICT	20,131,670
18080	MUN HSNQ AUTH-FEDERAL/MUN AIDED	21,737,831		41730	AGRIC LAND-INDIV NOT IN AG DIST	2,845,113
21600	RES OF CLERGY-RELIG CORP OWNER	6,370,719		41800	PERSONS AGE 65 OR OVER	48,936,493
25110	NONPROF CORP-RELIG(CONST PROT)	356,204,195		41801	PERSONS AGE 65 OR OVER	14,761,014
25120	NONPROF CORP-EDUCL(CONST PROT)	26,484,774		41802	PERSONS AGE 65 OR OVER	71,203,531
25130	NONPROF CORP-CHAR(CONST PROT)	19,182,071		41805	PERSONS AGE 65 OR OVER	7,950,024
25210	NONPROF COPR-HOSPITAL	172,109,433		41822	LIVING QUARTERS FOR PARENTS AND GRAND	158,815
25220	NONPROF CORP-CEMETERY	201		41930	DISABILITIES AND LIMITED INCOMES	1,598,766
25230	NONPROF CORP-MORAL/MENTAL IMP	8,473,405		41931	DISABILITIES AND LIMITED INCOMES	863,459
25300	NONPROF CORP-SPECIFIED USES	149,719,176		41932	DISABILITIES AND LIMITED INCOMES	5,974,477
25400	FRATERNAL ORGANIZATION	395,021		41935	DISABILITIES AND LIMITED INCOMES	467,208
25600	NONPROFIT HEALTH MAINTENANCE ORG	4,284,403		42100	SILOS,MANURE STORAGE TANKS	36,765
26050	AGRICULTURAL SOCIETY	3,554,838		42120	TEMPORARY GREENHOUSES	268,737
26100	VETERANS ORGANIZATION	8,404,102		44210	HOME IMPROVEMENTS	840,301
26250	HISTORICAL SOCIET	202,013		44211	HOME IMPROVEMENTS	17,848
26400	INC VOLUNTEER FIRE CO OR DEPT	19,759,863		47450	FOREST/REF LAND-FISHER ACT	21,151
27200	RAILROAD-WHOLLY EXEMPT	624		47460	FOREST LAND CERTD AFTER 8/74	7,291,173
27350	PRIVATELY OWNED CEMETERY LAND	22,784,519		47610	BUSINESS INVESTMENT PROPERTY POST 8/5	88,888
28111	NOT-FOR-PROFIT HOUSING COMPANY	540,000		47670	PROPERTY IMPRVMTN IN EMPIRE ZONE	37,246,965
28550	NOT-FOR-PROFIT HOUS CO-SR CITS CTR	1,432,596		47900	FAIR POLLUTION CONTROL FACILITY	24,317,163
29150	OPERA HOUSE	1,056,231		49500	SOLOR OR WIND ENERGY SYSTEM	150,598
29300	HOSP CORP FOR BENEFIT OF CITY	69,277,108		50000	SYSTEM CODE	81,516,044
32252	NYS OWNED REFORESTATION LAND	6,965,233		50002	SYSTEM CODE	200
Total Exemptions Exclusive of System Exemptions:						3,452,233,157
Total System Exemptions:						81,516,244
Total:						3,533,749,401

Values have been equalized using the uniform percentage of value. The exempt amounts do not take into consideration, payments in lieu of taxes or other payments for municipal services

CONSOLIDATED COUNTY FEES

2014 Veteran's Memorial Arena

RENTAL RATES	January - May & October - December
Flat Rate/Day	\$ 3,500 per day
Multi-day rental	Monday - Thursday
Day 1	\$ 2,500
Day 2	\$ 2,000
Day 3 +	\$ 1,500 additional per day
	Friday - Sunday
Day 1	\$ 3,500
Day 2	\$ 3,000
Day 3 +	\$ 2,500
Move-in/ Rehearsal	\$ 2,000 per day
Concourse only	\$ 1,700 per day

	June - September
Flat Rate/Day	\$ 3,000 per day
Multi-day rental	Monday - Thursday
Day 1	\$ 2,000
Day 2	\$ 1,500
Day 3 +	\$ 1,000 additional per day
	Friday - Sunday
Day 1	\$ 2,500
Day 2	\$ 2,000
Day 3 +	\$ 1,500
Move-in/ Rehearsal	\$ 1,500 per day
Concourse only	\$ 1,500 per day

Ticketed Events (concert) 1 Day Event	
Attendance	
0 - 3,500	\$ 4,000 rent + expenses
3,501 - 4,000	\$ 5,000 rent + expenses
4,001 - 4,500	\$ 6,000 rent + expenses
4,501 +	\$ 7,000 rent + expenses

Box Office Usage	
Box Office Usage	\$ 850
Day of show sellers	\$ 100 (per day)
Ticket Master charges	
Box Office	\$ 0.08 (per ticket)
Remotes	\$ 0.15 (per ticket)
Phone	3.25% **
BO Window	4% **
Group Sales	10% (plus expenses)

User Fees	
Internet	\$125.00
Exhibitor Elec. Drops	\$35.00/day/drop
Head Usher	\$12.50 per hour, super.
Ushers	\$10.00 per hour
Legal Fee	\$100.00
House Spotlights	\$125.00 each
House Forklift	\$150.00 per day
Tables	\$5.00 each
Pipe & Drape	\$3.00 per linear foot
Pyrotechnics Permit	\$150.00 per show
Phone Lines	\$50.00 per line
Steet Permit	25.00 + Legal notice
Ice Time Rental	\$175.00 per hour
VIDEO SYSTEM:	
Usage Fee	\$385.00
Director	\$57.00 per hr
Camera Operator	\$57.00 per hr
Graphics Coordinator	\$57.00 per hr
Instant Replay Operator	\$57.00 per hr
Audio	\$57.00 per hr
Producer	\$81.00
Record Fee	\$50.00 (2 copies)
Additional copies	\$10.00 each

Contractual Expenses		
Local I.A.T.S.E. #54	Building setups	
	Show move-in/move-out	
	Show setup	
	Performances	
Police	\$25	per hour, per officer
Medical/Ambulance	\$150	per hour
T-shirt security	\$18	per hour per officer
Concessions	American Vending, Carlos Avila	

** Subject to automatic increases equal to increases in the inter-bank rates

2014 Broome County Forum

Rental Rates

One day show	\$ 1,500.00
2 day show	\$ 1,300.00
3 day show	\$ 1,000.00
More than 3 day show	\$ 1,000.00 (additional per day)
2 shows in a day	\$ 700.00 additional
Rehearsal day	\$ 200.00 (5 hours)
	\$ 75.00 (per hour over)

Any organization renting the Forum Theatre for 10 or more performances will have the fee for second show of day waived

Reduced Weekday (Monday through Thursday)

One day show	\$ 1,500.00
2 day show	\$ 1,000.00
3 day show	\$ 700.00
More than 3 day show	\$ 700.00 (additional per day)

User Fees

Spotlights	\$ 125.00 Each, per show Lycian 1279
Internet	\$125.00 per day
Phone Lines	\$50.00 per line, per day
Tables	\$5.00 per table, per event
Pipe & Drape	\$3.00 per linear foot
Contract/Legal Fee	\$100.00

Box Office Fees

Box Office Usage	\$ 300.00 (per run max)
Day of show sellers	\$ 75.00 (per seller)

Contractual Expenses

Local I.A.T.S.E. #54	Building setups show move-in/move out show setup performances
Police	\$ 25.00 per hour
T-Shirt Security	\$ 18.00 (per hour)
Concessions	Food Consultants Inc. American Food & Vending Carlos Avila
Event Staff	\$ 10.00 (per hour)
Event Staff Supervisor	\$ 12.50 (per hour)

Non-Profit Rates

First show of day	\$ 1,000.00
Second show of day	\$ 500.00

All other fees apply

2014 Parks and Recreation Fees

Camping		Greenwood		
	\$18.00	Non-electric		
	\$22.00	Electric		
	\$ 5.00	Reservation Fee (1 time per site/per stay)		
	\$1,800	Seasonal Rate (Memorial Day-Labor Day), Limit 5 sites/season		
Shelters				
	\$25.00	Weekdays		
	\$80.00	Weekends/Holidays		
Boat Rentals		Deposit	Per Hour	Per day
	Canoes, Rowboats	\$ 10.00	\$ 5.00	\$ 20.00
	Paddleboats, Kayaks	\$ 10.00	\$ 8.00	N/A
	Sailboats	\$ 25.00	\$ 8.00	\$ 30.00
	Senior Citizen & Veteran Discount Rowboats (62 yrs +, Mon-Fri, no holidays)	\$ 5.00	\$ 3.00	\$ 10.00
Sailing Lessons				
	\$ 50.00	Per lesson (includes ARC registration fee)		
Cross Country Skiing				
	\$ 5.00	Rental per hour (skis & snowshoes)		
	\$ 5.00	Trail fee per day (non-renters)		
	\$ 35.00	Season pass		

En-Joie Golf Fee 2014

<u>Membership</u>		<u>2014 Changes</u>
Adult Membership	\$1,475	1500
Husband and Wife	\$2,125	2150
Seniors – over 62	\$1,325	1350
Seniors: Husband/Wife over 62	\$1,875	1900
Intermediate (19-24)	\$875	900
Junior (under 18)	\$575	575

Daily Fee

Adult	Monday thru Thursday	\$35.00
Adult	Monday thru Thursday w/cart	\$49.00
Senior	Monday thru Thursday	\$31.00
Senior	Monday thru Thursday w/cart	\$45.00
Junior	Monday thru Thursday	\$26.00
Junior	Monday thru Thursday w/cart	\$40.00
Twilight Rate	Monday-Friday after 4:00 pm	\$40.00

Weekend

Adult	Friday with cart	\$56.00
Adult	Sat, Sun & Holiday with cart	\$62.00
Senior	Friday with cart	\$52.00
Senior	Sat, Sun & Holiday with cart	\$58.00
Junior	Friday with cart*	\$44.00
Junior	Sat, Sun & Holiday with cart*	\$48.00
Twilight Rate	Sat, Sun & Holidays after 3:00 pm	\$44.00

*Drivers License Required

Miscellaneous

Cart per person – daily \$14.00

Tee Time may be made seven (7) days in advance.

Riding carts mandatory Friday, Saturday, Sunday and Holidays until **1:00 pm.**

Frequent Play Cards 8 (eight) rounds

		<u>2014 Changes</u>
Weekdays *cart NOT included	\$240.00	245
Weekends	\$420.00	425
Seniors - Weekends	\$395.00	400
Seniors - Weekdays *cart NOT included	\$215.00	220
Locker Fee	\$50.00	
Club Storage	\$50.00	
Handicaps	\$25.00	

Pre-paid discount Cart Cards will be made available to Members at a reduced rate!

9 hole rates available

2014 OFFICE OF MANAGEMENT & BUDGET - TAX COLLECTION FEES

Town & County Unpaid Taxes

Property Taxes-Town and County

	Description	Fee
February 1 and later	Interest	1% per month
April	Handling Charge	\$1.00 each tax parcel unpaid at town collector
April	Late Charge	5% of original tax unpaid at town collector
August	Advertising Fee	\$7.00 each tax parcel published as unpaid
November	Title Search Fee	\$150 each tax parcel researched for foreclosure
November	Redemption Fee	\$1 each parcel filed as in the foreclosure action

Property Taxes-Town and County-School Tax Relevy portion

Relevy Fee	7% of original tax and school district late fee
------------	---

Property Taxes-Town and County-Village Tax Relevy portion

Relevy Fee	7% of original tax and school district late fee
Handling Charge	\$1.00 each tax parcel unpaid at village collector

Tax Search Certificates	\$20.00
--------------------------------	---------

2014 County Clerk Fee Schedule

· BUSINESS CERTIFICATES PARTNERSHIP OR INDIVIDUAL	
Form	\$1.00
File certificate	\$25.00
File amended certificate	\$25.00
File discontinuance no fee	
Certify a prepared copy	\$5.20
· CERTIFICATION OF DOCUMENT	
Other than cover by special law	\$5.20
· CIVIL ACTION	
Issuance of index number	\$210.00
Request for judicial intervention	\$95.00
Note of Issue	\$30.00
Jury demand	\$65.00
Notice of Appeal	\$65.00
Dissolution of Marriage Certificate	\$5.00
Separation Agreements	\$5.00
Motion/cross motion/Order to show cause	\$45.00
Stipulation of settlement or voluntary discontinuance	\$35.00
Certificate of Divorce	\$5.00
· JUDGMENTS/EXECUTIONS	
Docket and enter, taxing costs	\$45.00
Satisfaction of judgment no fee	
Transcript of judgment:	
Filing	\$10.00
Issue a transcript	\$5.00
Certificate of:	
Disposition, cancellation or Assignment	
To issue or file	\$5.00
Exemplified Judgment	\$15.00

OTHER REAL ESTATE TAXES

MORTGAGE TAX

1% of the amount of the mortgage

If a bank, credit union, or lending agency is involved, they pay 1/4% and the borrower pays 3/4%

TRANSFER TAX

The rate is \$5 per \$1,000

· REAL ESTATE	
Leases, Easements, Power of Attorney	
Release of lien of estate tax:	
Record	\$45.00
Plus 5.00/per printed side of each page	
Plus 50 cents per notation	
Transfer Tax Affidavit (TP584)	
One original One copy	\$10.00
Real Property Transfer Report (RP5217)	
Residential	\$125.00
All others	\$250.00
Small Claims assessment review	\$30.00
Miscellaneous filing	\$5.00

· LIENS

Attachment (notice of) –	
File and record	\$20.00
Cancel no fee	
Building and Loan Agreement	
File original or amendment	\$25.00
Discharge no fee	
Common Charge Lien, filing	\$5.00
Crime Victim Lien no fee	
State Tax Lien no fee	
Federal Tax Lien	\$40.00
Hospital Lien no fee	
Lis Pendens	\$45.00
Plus .50 per notation	
Mechanics Lien	
Filing	\$15.00
Discharge no fee	
Affidavit of service	\$5.00
Notice of Lending Filing	\$15.00

· MORTGAGES

Record (including recording page)	\$45.00
Plus 5.00/per page	
Plus .50/per notation	
Assignment (including recording page)	\$45.00
Plus 5.00/per page	
Plus .50/per notation	
Plus \$3.50 each additional mortgage	
Consolidation extension, modification	\$45.00
Subordination, corrections, etc.	
Plus 5.00/per page - .50 per notation	
Affidavits filed with mortgage	\$5.00
Discharge (Including recording page)	\$45.00
Plus 5.00/per page - .50/per notation	
Plus \$13.50/each additional mortgage	
Release part of mortgaged premises (Including recording page)	\$45.00
Plus 5.00/per page - .50/per notation	
Estoppel Certificate (Including recording page)	\$45.00
Plus 5.00/per page - .50/per notation	

· SEARCHES	
Each two year period	\$5.00
Per name/Per category	
Ex. Deed, mortgage, DBA	
· PASSPORTS \$75.00	
Photos 7.00 – photo service available @ Clerk's Office	\$7.00
· FAX DOCUMENTS	
Per page 1.00	\$1.00
· COPIES	
Of recorded and filed documents	To file no fee
.65/page. Minimum of 1.30	
To prepare and certify a copy	
1.25/page. Minimum of 5.00	
Maps	\$5.00
Certified copies are additional	\$5.20
· UCC UNIFORM COMMERCIAL CODE	
UCC-1 Original Financing Statement with Addendum	\$40.00
UCC-3 Amendment – Continue, Assign or Terminate with Addendum	\$40.00
UCC-11	
Written search request	\$25.00
Copies/per document	\$5.00
· WAGE ASSIGNMENTS	
Filing	\$5.00
Satisfaction no fee	
Satisfaction or cancel no fee	
Notice of lending, filing	\$15.00
Public welfare lien no fee	
Surety Bond	\$5.00
· NOTARY PUBLIC	
File Certificate of Appointment	\$60.00
File Certificate of official character	\$5.00
Issue Certificate of appointment	\$5.00
Certificate authenticating notary	\$3.00
SURVEY MAPS	
Filing	\$10.00
Requirements: Linen or Mylar original	
8 ½ x 11 minimum	
34 x 44 maximum	
Subdivision maps with five or more lots require health department seal.	
Copies	\$5.00
Certified Copy Additional	\$5.20
OTHER	
Remote Access Fee Per Annum	\$250/month
Credit Card Fees + Internet fee	\$1.90
Oath of Office	
Oath for Commissioner of Deeds	\$1.00

2014 Common Department of Motor Vehicles Fees

Civil Penalty Fees* (AKA - Insurance Lapse)	
First 30 days	\$8 per day
31 - 60 days	\$10/day + \$240
61 - 90 days	\$12/day + \$540
License/Permit/ID Fees*	
Original Licenses/Permits Fees*	\$64.25/\$120.00
License Renewal (CDL)**	\$164.50
License Renewal (Class D, DJ)**	\$64.50
License Renewal (Class A, B or C)**	\$164.50/\$180.50
License Renewal (Class E)**	\$112.50/\$128.50
License Renewal (Class EM)	\$120.50
License Renewal (Class M, MJ, DM or DJMJ)*	\$72.50/\$88.50
Non Driver ID (4 year/8 year)	\$9/\$13
Non Driver ID (10 yr-62 or older or SSI Recip.)	\$6.50
Other	
In-Transit Permit Fees	\$12.50
Plate (General)	\$25.00
Registration (Boats - based on size)	\$22.50/\$93.75
Registration (ATV)***	\$12.50
Registration (Snowmobile)***	\$100.00
Registration (Trailer)	Based on weight
Title	\$50.00
Plate Surrender (Co. Fee)	\$1

Registration Fees for Passenger Vehicles (On and after September 1, 2009)					
Weight of Vehicle (lbs.)	2-year Fee	Weight of Vehicle (lbs.)	2-year Fee	Weight of Vehicle (lbs.)	2-year Fee
0000 - 1650	\$26.00	3551 - 3650	\$59.00	5551 - 5650	\$107.50
1651 - 1750	\$27.50	3651 - 3750	\$61.50	5651 - 5750	\$110.00
1751 - 1850	\$29.00	3751 - 3850	\$64.00	5751 - 5850	\$112.50
1851 - 1950	\$31.00	3851 - 3950	\$66.50	5851 - 5950	\$115.00
1951 - 2050	\$32.50	3951 - 4050	\$69.00	5951 - 6050	\$117.00
2051 - 2150	\$34.00	4051 - 4150	\$71.00	6051 - 6150	\$119.50
2151 - 2250	\$35.50	4151 - 4250	\$73.50	6151 - 6250	\$122.00
2251 - 2350	\$37.50	4251 - 4350	\$76.00	6251 - 6350	\$124.50
2351 - 2450	\$39.00	4351 - 4450	\$78.50	6351 - 6450	\$127.00
2451 - 2550	\$40.50	4451 - 4550	\$81.00	6451 - 6550	\$129.50
2551 - 2650	\$42.00	4551 - 4650	\$83.50	6551 - 6650	\$131.50
2651 - 2750	\$43.50	4651 - 4750	\$85.50	6651 - 6750	\$134.00
2751 - 2850	\$45.50	4751 - 4850	\$88.00	6751 - 6850	\$136.50
2851 - 2950	\$47.00	4851 - 4950	\$90.50	6851 - 6950	\$139.00
2951 - 3050	\$48.50	4951 - 5050	\$93.00	6951 or more	\$140.00
3051 - 3150	\$50.00	5051 - 5150	\$95.50		
3151 - 3250	\$52.00	5151 - 5250	\$98.00		
3251 - 3350	\$53.50	5251 - 5350	\$100.50		
3351 - 3450	\$55.00	5351 - 5450	\$102.50		
3451 - 3550	\$56.50	5451 - 5550	\$105.00		

*Fees based on gross weight (Annual = \$.81/100 lbs)

Registration Fees for Commercial Vehicles*			
Weight of Vehicle (lbs.)	2-year Fee	Weight of Vehicle (lbs.)	2-year Fee
000 - 500	\$7.00	9,001 - 9,500	\$ 137.00
501 - 1,000	\$14.50	9,501 - 10,000	\$ 144.00
1,001 - 1,500	\$21.50	10,001 - 10,500	\$ 151.00
1,501 - 2,000	\$29.00	10,501 - 11,000	\$ 158.50
2,001 - 2,500	\$36.00	11,001 - 11,500	\$ 165.50
2,501 - 3,000	\$43.00	11,501 - 12,000	\$ 173.00
3,001 - 3,500	\$50.50	12,001 - 12,500	\$ 180.00
3,501 - 4,000	\$57.50	12,501 - 13,000	\$ 187.00
4,001 - 4,500	\$65.00	13,001 - 13,500	\$ 194.50
4,501 - 5,000	\$72.00	13,501 - 14,000	\$ 201.50
5,001 - 5,500	\$79.00	14,001 - 14,500	\$ 209.00
5,501 - 6,000	\$86.50	14,501 - 15,000	\$ 216.00
6,001 - 6,500	\$93.50	15,001 - 15,500	\$ 223.00
6,501 - 7,000	\$101.00	15,501 - 16,000	\$ 230.50
7,001 - 7,500	\$108.00	16,001 - 16,500	\$ 237.50
7,501 - 8,000	\$115.00	16,501 - 17,000	\$ 245.00
8,001 - 8,500	\$122.50	17,001 - 17,500	\$ 252.00
8,501 - 9,000	\$129.50	17,501 - 18,000	\$ 259.00

* Based on gross weight (Annual = \$3.60/500 lbs)

*See www.NYSdmv.com public website for more details.

**If also Class DM, e.g., add \$8 to renewal fee

***Fees vary based on membership in trail organizations

Vehicle Use Taxes for Passenger Vehicles	
for All Original Registrations and Renewals	
Broome - For passenger vehicles that weigh 3500 lbs	
\$10 for two years (\$5/year)	
For passenger vehicles that weigh 3501 or more	
\$20 for two years (\$10/year)	

Vehicle Use Taxes for Commercial Vehicles	
for All Original Registrations and Renewals	
Broome - \$20 for two years (\$10/year)	

**Broome County Health Department
Environmental Health Services Division
2014 Fee Schedule**

PERMITS	Fee	PLAN REVIEW	Fee
FOOD SERVICE			
High Risk Food	\$ 300.00	Food Service	\$ 50.00
High Risk Food (Seasonal)	\$ 150.00	Pools/Beaches	\$ 250.00
Medium Risk Food	\$ 200.00	Spa	\$ 200.00
Medium Risk Food (Seasonal)	\$ 100.00	Hotels/Motels/Per Room	\$ 15.00
Low Risk Food	\$ 100.00	Traver Trailer Camp/Per Site	\$ 10.00
Low Risk Food (Seasonal)	\$ 50.00	Mobile Home Parks/Per Site	\$ 25.00
Temporary Food	\$ 50.00	Children's Camps	\$ 400.00
POOLS/BEACHES			
Bathers 100	\$ 155.00	Mass Gatherings	\$ 26,000.00
Bathers more than 100	\$ 309.00	SEWAGE DISPOSAL	
New Construction			
Existing Construction			
Commercial Engineering Plan			
Re-Design of Septic			
HOTELS/MOTELS			
Base Fee	\$ 203.00	LAND DEVELOPMENT/Per SITE	
Room Fee (20 or more)	\$ 15.00	Private Water/Private Sewer	\$ 40.00
Private Sewer/Public Water			
Private Water/Public Sewer			
Proposed Public Water/Sewer			
Existing Public Water/Sewer			
MOBILE HOME PARKS (Base Fee)			
Sites: 1 - 20	\$ 215.00	COMMUNITY WATER	
Sites: 21 - 40	\$ 285.00	New Source	\$ 500.00
Sites: 41 - 75	\$ 835.00	Distribution	\$ 250.00
Sites 76 and above	\$ 1,075.00	MISCELLANEOUS	
Record Search/Per Page			
Environmental Record Search			
PRIVATE WATER (Surcharge)			
Sites: 41-75	\$ 60.00	\$ 0.25	
Sites 76 and above	\$ 120.00	\$ 150.00	
PRIVATE SEWAGE (Surcharge)			
Sites 41-75	\$ 60.00		
Sites 76 and above	\$ 120.00		
TRAVEL TRAILER			
Base Fee	\$ 60.00		
Per Site	\$ 1.00		
CHILDREN'S CAMPS			
	\$ 100.00		

**Maternal Child Health and Development Division
2014 Fee Schedule**

	Fee
Medication Administration Training	
Classroom Full Day Training	\$ 100.00
Independent Study	\$ 70.00
Licensed Home Care Services Agency	
Prenatal Home visit	\$ 80.00
Postpartum/Newborn Home visit	\$ 80.00
Health Guidance/Lead	\$ 80.00
Pediatric Home visit	\$ 80.00

**Clinic Division
2014 Fee Schedule**

Service	Fee
Initial Pre-Employment Physical Examination	\$ 110.00
TB MD Initial Visit	\$ 110.00
STD Screen	\$ 110.00
Initial Pre-Employment Physical Examination Section 72)	\$ 80.00
Travel Immunization Visit	\$ 80.00 (+ vaccine cost)
TB Repeat MD Visit	\$ 50.00
EKG Evaluation	\$ 50.00
HIV Post-Test Counseling - Positive or Reactive	\$ 50.00
Group Travel (groups of ten or more)	\$ 50.00
Limited Visit	\$ 50.00
TB Medication Refills (Nurse/Directly Observed Therapy)	\$ 35.00
Brief Nurse Visit	\$ 35.00
Education and Counseling	\$ 35.00
HIV Counseling	\$ 35.00
HIV Rapid Test	\$ 35.00
Lead Screening	\$ 25.00
Health Assessment (Employee Health)	\$ 25.00
Vaccine Administration	
Single Dose (VFC)	\$ 17.00
Multiple Dose (VFC)	\$ 25.00
Single Dose (Non VFC)	\$ 22.00
Multiple dose (Non VFC)	\$ 33.00
Mass Flu	\$ 13.63
Mass Pneumonia	\$ 25.65

Clinic Division
2014 Fee Schedule (Continued)

Service	Fee
Additional Charges (if not part of physical exam)	
Urinalysis Micro	\$ 10.00
Urinalysis Macro	\$ 5.00
Vision Screen	\$ 10.00
Hearing Screen	\$ 15.00
Pulmonary Function Test with Interpretation	\$ 50.00
Mantoux Test	\$ 10.00
Mantoux Assessment	\$ 10.00
Flu Vaccine	\$ 11.37
MMR	\$ 51.00
Tetanus	\$ 21.00
Tdap	\$ 35.00
Pneumovax	\$ 58.00
Hepatitis A	\$ 25.00
Hepatitis B	\$ 33.00
Hepatitis A&B	\$ 51.00
Varicella	\$ 88.00
Meningococcal Vaccine	\$ 115.00
Travel	
Meningococcal Vaccine	\$ 115.00
Typhoid Vaccine	\$ 57.00
Yellow Fever Vaccine	\$ 90.00
Hepatitis A	\$ 25.00
Polio	\$ 27.00
Rabies	\$ 195.00
Venipuncture	\$ 10.00
NYS Cancer Services Program	
Clinical Breast Exam	\$ 36.39
Pelvic Exam with Pap Test	\$ 36.39

Sliding fee scale for all patients, except travel and out-of-county, which are full fee. Rates are based on Medicare Physician Fee Schedule.

Vaccines that are not state supplied are charged at full cost of vaccine and may be subject to change.

Vaccine and administration rates are determined based on actual costs, Medicare and provider rates and may be subject to change.

Laboratory costs are based on contracted services and laboratory costs may change with contract renewals.

Cancer Services Program fees are what the program pays the provider - the patient is not charged.

2014 Landfill Tip Fee Breakdown

Tipping Fees (Tonnage)			Minimun Charge
Asbestos	A	\$ 100.00	Residential - \$4.00
Asbestos Bulk	AB	\$ 60.00	Commercial - \$4.00
Auto Fluff	AF	\$ 15.00	
Residential Aggregates	AG	\$ 45.00	
Incinerator Ash	ASH	\$ 17.00	
Animal Waste	AW	\$ 100.00	
Burried Aggregates	BAG	\$ 45.00	
Construction & Demo Debris	C	\$ 45.00	
Non-Friable Asbestos	CA	\$ 45.00	
Contaminated Debris	CD	\$ 45.00	
Contaminated Soil	CS	\$ 27.00	
Contaminated Soil Bury	CSB	\$ 45.00	
Contaminated Commercial Garbage	CX	\$ 45.00	
Ditch Dirt	DD	\$ -	
Flood Debris	FD	\$ -	
Glass Aggregate #1	GL1	\$ 2.00	
Glass Aggregate #2	GL2	\$ 4.00	
Municipal Cleanup Construction	MCC	\$ 45.00	
Municipal Cleanup Tires	MCT	\$ 155.00	
Municipal Cleanup Garbage	MCX	\$ 45.00	
Pallets	P	\$ 45.00	
Grit/Sludge	S	\$ 45.00	
Stabilized Sludge/Grit	SG	\$ 37.50	
Tree Stumps	ST	\$ 45.00	
Tires	T	\$ 155.00	
Commercial Garbage	X	\$ 45.00	
Leaf & Yard Waste	Y	\$ 20.00	

Tipping Fees (Individual Sales)		
Compost Bin	BIN	\$ 45.00
Freon Unit	F	\$ 10.00
Municipal Cleanup Individual Tire	MCT1	\$ 2.50
Blue Recycling Bin	RBIN	\$ 14.00
Car Tire	T1	\$ 2.50
Safety Vest	V	\$ 5.00
Yellow Recycling Bin	YB	\$ 3.07

**Contracted volume based pricing may vary.

BROOME COUNTY MENTAL HEALTH DEPARTMENT
2014 SELF-PAY SLIDING SCALE

<u>HOUSEHOLD GROSS INCOME</u>	<u>FAMILY SIZE</u> <u>1</u>	<u>FAMILY SIZE</u> <u>2</u>	<u>FAMILY SIZE</u> <u>3</u>	<u>FAMILY SIZE</u> <u>4</u>	<u>FAMILY SIZE</u> <u>5</u>	<u>FAMILY SIZE</u> <u>6</u>	<u>FAMILY SIZE</u> <u>7+</u>
Medicaid Eligible	\$0	\$0	\$0	\$0	\$0	\$0	\$0
Under \$8,000	\$5	\$5	\$5	\$5	\$5	\$5	\$5
8,000 - 9,999	\$10	\$5	\$5	\$5	\$5	\$5	\$5
10,000 - 11,999	\$15	\$10	\$5	\$5	\$5	\$5	\$5
12,000 - 13,999	\$20	\$15	\$10	\$5	\$5	\$5	\$5
14,000 - 15,999	\$25	\$20	\$15	\$10	\$5	\$5	\$5
16,000 - 17,999	\$30	\$25	\$20	\$15	\$10	\$5	\$5
18,000 - 19,999	\$35	\$30	\$25	\$20	\$15	\$10	\$5
20,000 - 21,999	\$40	\$35	\$30	\$25	\$20	\$15	\$10
22,000 - 23,999	\$50	\$40	\$35	\$30	\$25	\$20	\$15
24,000 - 25,999	\$60	\$50	\$40	\$35	\$30	\$25	\$20
26,000 - 27,999	\$70	\$60	\$50	\$40	\$35	\$30	\$25
28,000 - 29,999	\$80	\$70	\$60	\$50	\$40	\$35	\$30
30,000 - 34,999	\$90	\$80	\$70	\$60	\$50	\$40	\$35
35,000 - 39,999	\$100	\$90	\$80	\$70	\$60	\$50	\$40
40,000 - 44,999	\$110	\$100	\$90	\$80	\$70	\$60	\$50
45,000 - 49,999	\$120	\$110	\$100	\$90	\$80	\$70	\$60
50,000 - 54,999	\$130	\$120	\$110	\$100	\$90	\$80	\$70
55,000 - 64,999	\$140	\$130	\$120	\$110	\$100	\$90	\$80
65,000 - 69,999	\$150	\$140	\$130	\$120	\$110	\$100	\$90
70,000 and Over	\$165	\$150	\$140	\$130	\$120	\$110	\$100

**Broome County Office for Aging
2014 Fees & Suggested Contributions Update**

	Current 2013 Fee	Proposed 2014 Fee	2013 Suggested Contribution	2014 Proposed Suggested Contribution	Comments
Congregate Meals	n/a	n/a	\$3.00	\$3.25	Meals served at senior centers
Home Delivered Meals	n/a	n/a	\$3.00	\$3.25	Meals on Wheels - last raised 1/01/10
LTHHC Home Delivered Meals	\$5.35	\$5.35	n/a	n/a	Meals on Wheels -LTHHC clients
LTHHC Congregate Meals	\$5.41	\$5.41	n/a	n/a	Meals served at senior centers-LTHHC
Adult Day Care	n/a	n/a	\$18.00	\$20.00	One day of service
Adult Day Care - Private Pay	\$42.00	\$42.00	n/a	n/a	One day of service
Adult Day Care - LTHHC	\$42.00	\$42.00	n/a	n/a	One day of service
Transportation	n/a	n/a	\$1.25/one way ride	\$1.50/one way ride*	Raised to 2013 level 1/01/10
EISEP (Contribution)	n/a	n/a	\$2.25-\$6.00 /hour	\$2.75-\$6.50 /hour	one hour of personal care service
EISEP (Cost share)	Varies by client's income		n/a	n/a	one hour of personal care service
Senior News Ads	Varies by ad size/#	No change planned	n/a	n/a	Business advertisements
Sr. News Sub./Misc	n/a	n/a	\$9.00 annually	\$10.00 annually	12 monthly issues of "Senior News"
Respite	n/a	n/a	\$13-\$48/day	\$15-\$52/day	4 hours of caregiver respite service

These fees and suggested contributions are ALL subject to change based on actual allocations that we receive from our grantors.

BROOME COUNTY GIS & MAPPING

Fee Schedule for Services and Data

Prints

	<u>A Size</u>	<u>B Size</u>	<u>C Size</u>	<u>D Size</u>	<u>E Size</u>	<u>Custom</u>
-Existing Map Project/PDF or Single Historic Photo Tile:	\$0.50	\$1.00	\$2.00	\$4.00	\$8.00	\$2.00/foot
-Tax Parcel Sheet Map (or portion):	\$3.00	\$3.50	\$4.00	< - - \$5.00 - - >		NA

Existing map projects, photo tiles, and tax parcel sheet maps already exist in digital format and require no alteration, just printing.
 A = 8.5" x 11" | B = 11" x 17" | C = 17" x 22" | D = 22" x 34" | E = 34" x 44" | Custom = anything over 44" (E size)

Copies

	<u>8.5" x 11" / 14"</u>	<u>11" x 17"</u>	<u>Large</u>
-Existing Paper Maps or Documents:	\$0.25	\$0.50	\$5.00

Large copies made using the Engineering copier; actual sizes vary.

New Map Projects

-Under One Half (1/2) Hour: \$6.00 -Over One Half (1/2) Hour: \$20.00 per hour

New map projects generally include the following: adding GIS layers and/or imagery, labeling of features, selection and/or categorization of features by attributes or location, layout setup (map extent, title, north arrow, scale bar, scale, etc.), exporting to PDF and so on. Fee does not include prints. ANY alterations to an existing map project will be considered a new map project for fee purposes.

Data Manipulation

-Joining, Geocoding, or Creation of X Y data from tabular data: \$5.00
 -Other manipulation not listed above: \$20.00 per hour, minimum of \$5.00

Source data can include most existing County or user-supplied data in digital format. Preferred formats include Txt, Excel, or DBF. User-supplied data must be formatted properly and will not be reformatted or cleaned up by Broome County. Output data provided in ESRI shapefile and/or tabular format. A list of un-joined or non-geocoded records can be provided to the user at no additional cost if requested. Fee is for data manipulation and resulting digital data only; map projects and prints supplied at the rates above (additional fees will apply if joining to County GIS data that has an associated fee in this schedule; ex: parcels).

GIS Data, Imagery, & Other Data

No fee for GIS data except:

-Parcels:

All County Parcels with Attributes: \$2,500.00 Yearly updates: \$500.00
 All County Parcels Boundaries Only: \$250.00 Yearly updates: \$50.00
 Individual Parcels (user-defined selection): \$0.03 per parcel record, minimum \$10.00

-DEMs or any DEM-derived product (contours, slope, etc.): \$100.00

-Aerial Photos (1937, 1944, 1965, 1973, 1981, 1989, 1999):

All Images for a Single Year: \$500.00 (georeferenced OR non-georeferenced) | Individual Image: \$5.00 (non-georeferenced)

-Subsurface Rights and Leases Database*:

Initial Purchase: \$5,000.00 Monthly Updates: \$500.00 per calendar year

*A license agreement is required for this database. Monthly 'Updates' are provided by re-supplying the entire database to the user; the County will not extract data from the database. The initial purchase of the database includes monthly updates for that calendar year, if any. The fee for subsequent updates is based on the calendar year the most recent update was purchased or if none, the calendar year of the initial purchase. Ex: Initial database purchased in 2010. Updates requested in 2013. The fee for updates would be \$500 x 3 calendar years = \$1,500.

DATA ARE PROVIDED "AS IS" WITHOUT ANY SUPPORT WHATSOEVER AND WITHOUT WARRANTY AS TO THEIR PERFORMANCE, MERCHANTABILITY OR FITNESS FOR ANY PARTICULAR PURPOSE. THE ENTIRE RISK AS TO THE RESULTS AND PERFORMANCE OF THE DATA IS ASSUMED BY USER. BROOME COUNTY SHALL NOT BE LIABLE FOR ANY INDIRECT, SPECIAL, INCIDENTAL, COMPENSATORY OR CONSEQUENTIAL DAMAGES OR ANY THIRD PARTY CLAIMS WHICH MAY RESULT FROM THE USE OF THE DATA, EVEN IF BROOME COUNTY HAS BEEN ADVISED OF THE POSSIBILITY OF SUCH POTENTIAL LOSS OR DAMAGE.

Government Fees

-Prints or Copies: no charge for up to 5 copies or prints of a particular map or document. Over 5 copies or prints, one half (1/2) the fee will be charged.

-Tax Map prints: one quarter (1/4) the fee charged. PDF files provided at no cost. Map updates provided to local Assessors at no cost per State law.

-New Map Projects: no charge for projects taking up to 2 hours to complete. Fees for projects requiring more than 2 hours will be determined on a case by case basis.

-GIS Data & Imagery ONLY: no charge.

Educational (Student) Fees

-No charge for GIS data. One half (1/2) charge for all else.

IMPORTANT NOTE REGARDING GIS MAPS & DATA

-Any new digital products or files produced in accordance with this fee schedule constitute the creation of a new public record per NYS FOIL. Therefore they, and any associated data used in their creation (including user-supplied data), are subject to release. This release can occur without the prior notification or consent of the original requestor. Per FOIL, the County is not obligated to create new records and therefore not all requests may be honored.

2014 Broome County Sheriff's Office

Description	Fees				
Records Money	.25 per page for accident reports				
Other Public Safety Income					
5th Avoidable Alarm	\$25.00				
6th and up	\$50.00				
Sheriff ID Fees	\$10.00				
Pistol Permits	\$48.50	(County's portion per Penal Law)			
State Readies	\$40.00	per day			
Other Local Governments	\$85.00	base rate per day inmate house			
	\$250.00	Medical per day inmate house			
	\$150.00	Special housing per day			
US Marshall Jail Facility	\$97.00	per day			
Sheriff Fees		MILEAGE CHART			
INCOME EXECUTION - 1ST STAGE	\$50.00	AIRPORT	\$17.00	MAINE	\$20.00
INCOME EXECUTION - 2ND STAGE	\$50.00	CASTLE CREEK	\$14.00	MARATHON	\$35.00
INCOME EXECUTION - 2ND STAGE ONLY	\$50.00	CENTER VILLAGE	\$26.00	MCCLURE	\$30.50
PROPERTY EXECUTION LEVY	\$90.00*	CHENANGO BRIDGE	\$8.50	MURPHY ROAD	\$12.00
PROPERTY EXECUTION / SALE - DEPOSIT	\$350.00	CHENANGO FORKS	\$16.00	NANTICOKE	\$26.00
PROPERTY EXECUTION REAL PROPERTY DEPOSIT	\$550.00	CITY OF BINGHAMTON	\$6.00	NINEVEH	\$28.00
		COLESVILLE ROAD	\$16.50	NORTH SANFORD	\$33.00
POSTINGS OF NOTICE OF SALE	\$15.00*	CONKLIN	\$12.00	PORT CRANE	\$13.00
SUMMONS (WITH COMPLAINT, NOTICE & PETITION)	\$15.00*	CONKLIN FORKS	\$14.00	PORT DICKINSON	\$6.00
INFORMATION SUBPOENA	\$45.00*	CORBETTSVILLE	\$16.50	PIERCE CREEK RD	\$12.00
SUBPOENA (DUCES TECUM)	\$15.00*	DAMASCUS	\$29.00	RICHFORD	\$30.50
CITATION	\$15.00*	DEPOSIT	\$34.00	ROSS CORNERS	\$14.00
3 DAY NOTICE OR 30 DAY NOTICE TO TENANT	\$22.00*	EAST MAINE	\$20.00	SANITARIA SPRINGS	\$16.00
SHOW CAUSE ORDER	\$45.00*	ENDICOTT	\$12.00	TRACEY CREEK RD	\$16.50
NOTICE OF MOTION	\$45.00*	ENDWELL	\$9.50	TRIANGLE	\$29.00
WRIT OF HABEAS CORPUS (CONTEMPT ORDER)	\$45.00*	GLEN AUBREY	\$23.50	TUNNEL RD	\$23.50
ORDER/WARRANT OF ARREST	\$65.00*	GLENDALE	\$14.00	UNION CENTER	\$15.50
ANY OTHER MANDATE ORDERS	\$45.00*	HARPURSVILLE	\$24.50	VESTAL CENTER	\$19.50
ORDER OF SEIZURE	\$90.00*	HAWLEYTON	\$12.00	VESTAL	\$14.00
ADDITIONAL DEFENDANT SERVED	\$40.00	JOHNSON CITY	\$7.00	WEST CORNERS	\$13.00
WITH SUMMONS AND COMPLAINT	\$15.00	KATTELVILLE ROAD	\$13.00	WHITNEY POINT	\$26.00
EACH ADDITIONAL SERVICE	\$15.00	KILLAWOG	\$30.50	WINDSOR	\$26.00
ORDER OF ATTACHMENT	\$85.00*	KIRKWOOD	\$13.00		
ADDITIONAL LEVY	\$40.00	LISLE	\$28.00		
WITH SUMMONS AND COMPLAINT	\$15.00			BINGHAMTON - CITY	\$6.00
EACH ADDITIONAL SERVICE	\$15.00				
NOTICE OF APPEAL	\$30.00*				
NOTICE OF PETITION/PETITION TO RECOVER	\$47.00*				
ADDITIONAL TENANT	\$15.00				
WARRANT OF EVICTION	\$112.00*				
ADDITIONAL TENANT	\$30.00				
				*Additional Fee for serving incarcerated individual	\$5.00

2014 Audit & Control - Weights & Measures

1. Scales	Fee	6. Vehicles	Fee
(I) Up to and including 15 kg (33 lb) capacity:		(I) Metering systems 300 L/min (79 gpm) or less	\$ 100
(a) for each of the first five scales per establishment	\$ 20	"Re-seal" - adopted by the Broome County Legislature 11/20/03	\$ 25
(b) for each scale per establishment after the first five	\$ 10	(II) Metering systems over 300 L/min (79 gpm)	\$ 120
(II) Over 15 kg (33 lb) and including 300 kg (661 lb) capacity	\$ 40	(III) Compartment calibration:	
(III) Over 300 kg (661 lb) and including 1,500 kg (3,307 lb) capacity	\$ 100	(a) Up to and including 3,000 L (793 gal) capacity	\$ 40
(IV) Over 1,500 kg (3,307 lb) and including 7,000 kg (15,432 lb) capacity	\$ 140	(b) Over 3,000 L (793 gal) and including 6,000 L (1,585 gal) capacity	\$ 80
(V) Over 7,000 kg (15,432 lb) and including 23,000 kg (50,706 lb) capacity	\$ 160	(c) Over 6,000 L (1,585 gal) and including 12,000 L (3,170 gal) capac	\$ 120
(VI) Over 23,000 kg (50,706 lb) capacity	\$ 200	(d) Over 12,000 L (3,170 gal) capacity	\$ 240
(VII) Tank, batch and crane scales	\$ 200		
2. Weights - field standard (Class F)		7. Stationary petroleum metering systems	
(I) Up to and including 3 kg (7 lb)	\$ 8	(I) Up to 400 L/min (106 gpm)	\$ 100
(II) Over 3 kg (7 lb) and including 30 kg (66 lb)	\$ 16	(II) Over 400 L/min (106 gpm) and including 2,000 L/min (528 gpm)	\$ 120
(III) Over 30 kg (66 lb) and including 300 kg (661 lb)	\$ 32	(III) Over 2,000 L/min (528 gpm) and including 4,000 L/min (1,057 gpm)	\$ 140
(IV) Over 300 kg (661 lb) and including 1,200 kg (2,646 lb)	\$ 60	(IV) Over 4,000 L/min (1,057 gpm)	\$ 160
3. Linear field measures		8. Bulk milk tanks	
(I) Up to 1 m (39 in)	\$ 4	(I) Up to 3,000 L (793 gal) capacity	\$ 40
(II) Over 1 m (39 in) and including 16 m (52 ft)	\$ 8	(II) Over 3,000 L (793 gal) and including 6,000 L (1,585 gal) capacity	\$ 80
(III) Over 16 m (52 ft) and including 31 m (102 ft)	\$ 12	(III) Over 6,000 L (1,585 gal) and including 12,000 L (3,170 gal) capac	\$ 120
(IV) Over 31 m (102 ft)	\$ 20	(IV) Over 12,000 L (3,170 gal) capacity	\$ 240
(V) Fabric measuring devices	\$ 20		
(VI) Wire and cordage measuring devices	\$ 40	9. Timing devices	
4. Liquid measures and devices		(I) All commercially used devices where time is a basis for charge	\$ 4
(I) Liquid measures 20 L (5 gal) or less	\$ 8	except for:	
(II) Liquid pump (hand-operated) 20 L (5 gal) or less	\$ 20	(II) Devices owned or operated by governmental agencies	N/C
5. Petroleum dispensing and measuring devices		10. Taxi meters	
(I) Single dispensing pump	\$ 20	(I) Any taxi meter used to calculate the value of a measured ride	\$ 40
(II) Dual dispensing pump	\$ 40		
(III) Blend dispensing pump	\$ 40		
(IV) Grease and oil pump	\$ 8		

2014 Broome County Fee Schedule

<p align="center"><u>GREATER BINGHAMTON AIRPORT</u></p> <p><u>Short Term Parking Rates</u></p> <p>First Fifteen Minutes Free</p> <p>16 Minutes through 60 Minutes \$ 1.00</p> <p>Second - Fifth Hour \$ 2.00 per hour</p> <p>Maximum Daily \$ 10.00 per day</p> <p>Maximum Weekly \$ 60.00 per week</p> <p><u>Long Term Rates</u></p> <p>First & Second Hour \$ 1.00 per hour</p> <p>After Three Hours \$ 2.00 per hour</p> <p>Maximum Daily \$ 8.00 per day</p> <p>Maximum Weekly \$ 48.00 per week</p>	<p align="center"><u>FRONT STREET DOG SHELTER</u></p> <p>Adoption Fee \$225.00</p> <p>Redemption Fees:</p> <p>First Impoundment \$50 first 24 hours \$5 each additional or part of 24 hours day 2 & 3 \$15 day 4 +</p> <p>Second Impoundment \$60 first 24 hours \$5 each additional or part of 24 hours day 2 & 3 \$15 day 4 +</p> <p>Third Impoundment \$70 first 24 hours \$5 each additional or part of 24 hours day 2 & 3 \$15 day 4 +</p> <p>Prearranged or Emergency Boarding \$25/day for single dog \$5 for food if not provided by owner</p> <p>Bath Fee \$25</p> <p>Accepting Unwanted Dogs:</p> <p>Owners outside Broome County \$40</p> <p>Dog adopted from other shelter \$40</p> <p>Owner Requested Euthanasia \$50</p> <p>Vaccination Fee \$30 certificate provided</p>
<p align="center"><u>WILLOW POINT NURSING HOME</u></p> <p>Semi-private Room Daily Rate \$290.00</p> <p>Plus: NYS Assessment (6%) \$17.40</p> <p>Total \$307.40</p> <p>Private Room Daily Rate \$300.00</p> <p>Plus: NYS Assessment (6%) \$18.00</p> <p>Total \$318.00</p> <p>Cable Television (per month) \$5.00</p> <p>Cable TV with Digital Box (per month) \$5.99</p> <p>Guest Meals:</p> <p>Regular \$4.00</p> <p>Holday \$7.00</p> <p>Hair Care Price List:</p> <p>Haircut - Man's \$7.75</p> <p>Haircut - Woman's \$10.25</p> <p>Shampoo, Cut & Set \$18.25</p> <p>Shampoo & Set \$10.50</p> <p>Permanent \$28.00</p> <p>Conditioner \$2.00</p> <p>Tint or Six Week Color \$22.00</p> <p>Shampoo \$3.50</p> <p>Color Rinse \$1.50</p>	<p align="center"><u>SECURITY</u></p> <p>Taxicab Fees</p> <p>Business License \$250.00 Annual</p> <p>Driver's License New App. \$ 120.00 Renewal \$ 60.00</p> <p> Re-issuing \$ 75.00 Replace \$ 25.00</p> <p>Vehicle License Non-hybrid \$ 300.00 Hybrid \$ 100.00 Annual</p> <p> Transfer \$ 25.00 Replace \$ 25.00</p> <p>Vehicle Inspection Inspection \$ 25.00 Re-inspect \$ 25.00</p> <p> Replacement \$ 25.00</p>

2014 Broome County Fee Schedule

Civil Service Exams	
Open-competitive	\$ 15.00
Promotional	\$ 7.50
Uniformed OC	\$ 25.00
Uniformed Prom	\$ 12.50
*Unemployed DSS recipients who are primarily responsible for their household may receive waivers	
Legislature	

Freedom of Information Request	\$.25/page
FOI CD	\$ 2.00
FOI Photograph (Polaroid)	\$ 2.00
FOI Digital Photograph (Standard Paper)	\$ 0.28
FOI Digital Photograph (photographic paper)	\$ 0.50
Budget Book (hard copy)	\$ 20.00
Budget Book (CD)	\$ 2.00
Capital Improvement Program	\$ 3.50

Real Property	
Small Maps	\$ 3.00
Large Maps	\$ 5.00
Planametric Map:	
Small Maps	\$ 3.00
Large Maps	\$ 5.00
Full County Maps-Disk	\$ 500.00
Title Search Fee	\$ 150.00
Tax Installment Certification	\$ 10.00
Full Sheet Ariel Maps	\$ 20.00
Tax Receipt (pick up)	\$ 1.00
Tax Receipt (mail or fax)	\$ 2.00
Copies	\$ 0.25

Real Property Tax Bill Processing Charges	
Maintenance	\$ 0.85
Paper	\$ 0.06
Folding	\$ 0.05
Stuffing	\$ 0.07
Sealing	\$ 0.07
Printing	\$ 0.09
Additional Insert	\$ 0.07

911 Emergency Services	
Wireline phones	\$.35/month
Wireless phones	\$.30/month

Public Transportation (Bus Fees)	
Peak	\$ 2.00
Transfers	Free
Seniors and Disabled (All Day)	\$ 1.00
One Day Unlimited Ride Pass	\$ 5.00
One Week Unlimited Ride Pass	\$ 25.00
31-day Unlimited Ride Pass	\$ 70.00
31-day Student Pass	\$ 44.00
31-day Srs & Disabled Pass	\$ 44.00
BC Country	\$ 3.00
BC Country Seniors & Disabled	\$ 2.00
BC Lift	\$ 2.50

Public Defender	
Court Ordered Revenue	
Misdemeanors	\$ 60/hour
Felonies	\$ 75/hour
Parole Matters	\$ 75/hour

Broome County Library	
Overdues	
Adult materials	.10/day/item
Print	.10/day/item
CDs	.10/day/item
Books on tape	.10/day/item
Interlibrary loan (ILL)	\$.50/day/item
VC/DVD	\$ 2.00/day/item
Children's materials	.10/day/item
Print	.10/day/item
CDs	\$.10/day/item
VC/DVD	\$ 2.00/day/item

Maximum fines	
Hardcover books and AV	\$ 10.00
VC/DVD	\$ 20.00
Paperbacks and periodicals	\$ 5.00
Youth Services hardcover books	\$ 5.00
Interlibrary loan (ILL)	No Limit
Repair for recirculation	Varies
Processing fees	\$ 10.00
Lost card	\$ 3.00
Returned check fee	\$ 20.00
Photocopies (public machines)	.25/copy
Microfilm Prints	.25/copy
Computer paper (for public computers)	.15/sheet

Room Rental (May include additional charges)	
Broome County Government	Free
City of Binghamton	Free
Profit Corporations half day	various*
Profit Corporations full day	various*
Non-Profit Groups half day	various*
Non-Profit Groups full day	various*
*depending on size of rented room	

THIS PAGE IS
INTENTIONALLY LEFT BLANK